

Comprehensive Arkansas Higher Education Annual Report

December 1, 2013



Retention and Graduation Rates

Arkansas Department of Higher Education

423 Main Street, Suite 400, Little Rock, AR 72201

ANNUAL REPORT ON STUDENT RETENTION AND GRADUATION

The following attachments are included in this report.

Attachment 2-A	Fall-to-Fall Retention Rates for Cohort Students and Remediated Students
Attachment 2-B	Graduation and Success Rates for 4-Year Universities
Attachment 2-C	Graduation and Success Rates for 2-Year Colleges
Attachment 2-D	Graduation and Success Rates for 4-Year Universities SORTED BY INSTITUTION
Attachment 2-E	Graduation and Success Rates for 2-Year Colleges SORTED BY INSTITUTION
Attachment 2-F	Graduation and Success Rates for 4-Year Universities BY GENDER
Attachment 2-G	Graduation and Success Rates for 2-Year Colleges BY GENDER
Attachment 2-H	Graduation and Success Rates for 4-Year Universities BY RACE
Attachment 2-I	Graduation and Success Rates for 2-Year Colleges BY RACE
Attachment 2-J	Graduation and Success Rates for 4-Year Universities BY AGE
Attachment 2-K	Graduation and Success Rates for 2-Year Colleges BY AGE
Attachment 2-L	Graduation and Success Rates for Remediated Students: 4- Year Universities
Attachment 2-M	Graduation and Success Rates for Remediated Students: 2- Year Colleges

Statewide retention and graduation information for students entering Arkansas public higher education is presented in this report for both the state and public institutions. ADHE's Student Information System (SIS) enables multi-year student retention and graduation tracking in compliance with Student-Right-to-Know legislation as well as Act 267 of 1989. SIS tracks student enrollments and completions for multiple years at their originating or native campus, as well as in other public and independent institutions within the state.

Methodology

Retention and graduation rates are based on enrollment and completion activities for cohorts of first-time, full-time, degree- or certificate-seeking students who began in fall semesters. The retention calculations herein are based on fall-to-fall comparisons of the students in the cohort. The graduation rates reported herein have been re-designed in keeping with the graduation rate calculation as

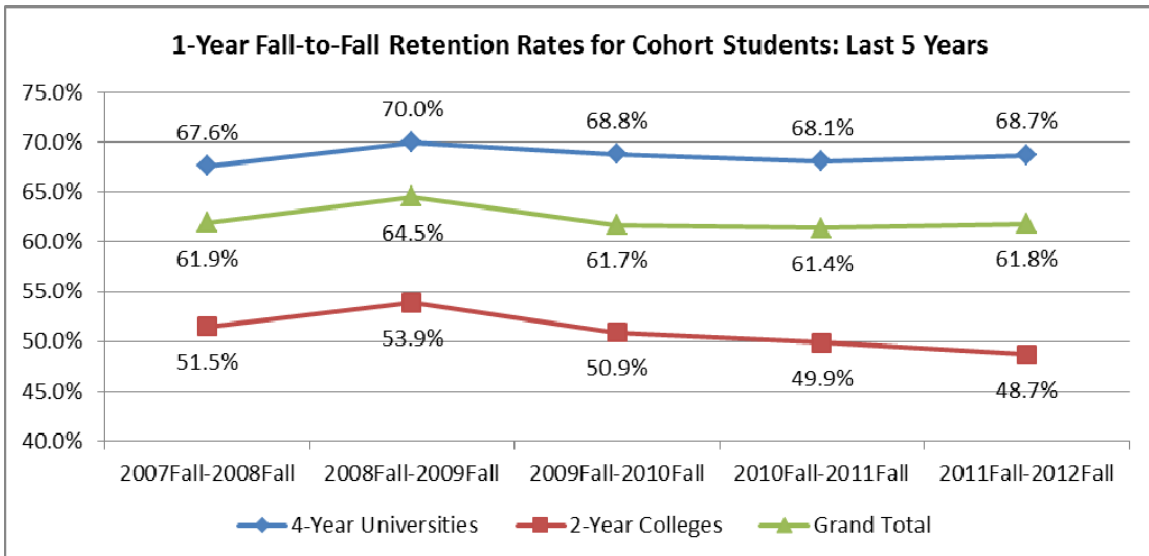
defined by IPEDS (Integrated Postsecondary Education Data System). The ADHE methodology focuses on the 150 percent time frame for completion, therefore, university rates are reviewed for a 6-year period whereas the rates for 2-year colleges are reviewed for a 3-year period.

RETENTION RATES

Statewide Retention

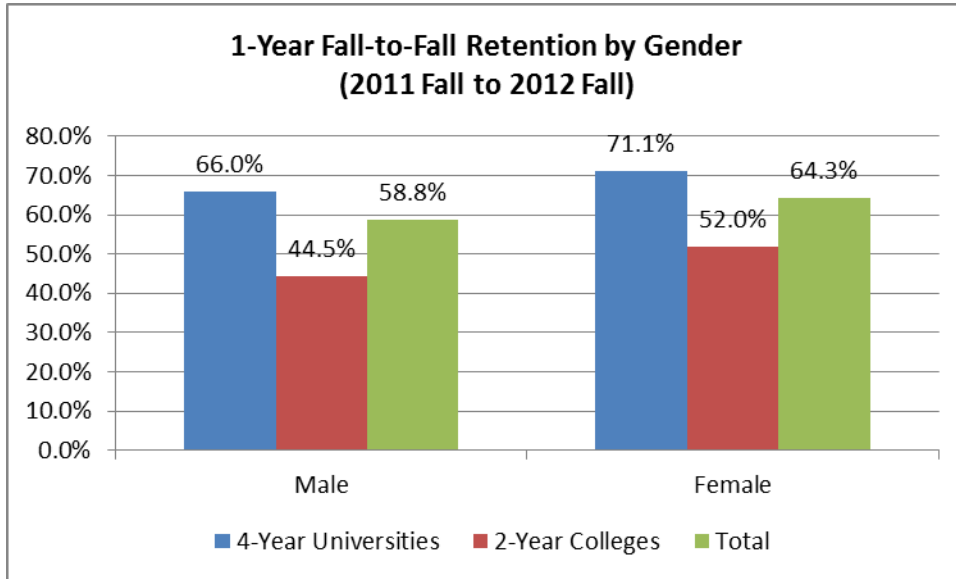
Attachment 2-A presents a summary fall-to-fall retention rates for each of the entering cohorts in 2006 Fall, 2007 Fall, 2008 Fall, 2009 Fall, and 2010 Fall for both cohort and remediated students.

The following represents the one-year retention rates for these five cohorts. The cohort of students is defined as students that are first-time entering, full-time, and seeking a degree or certificate. (This is the same as the IPEDS cohort.)

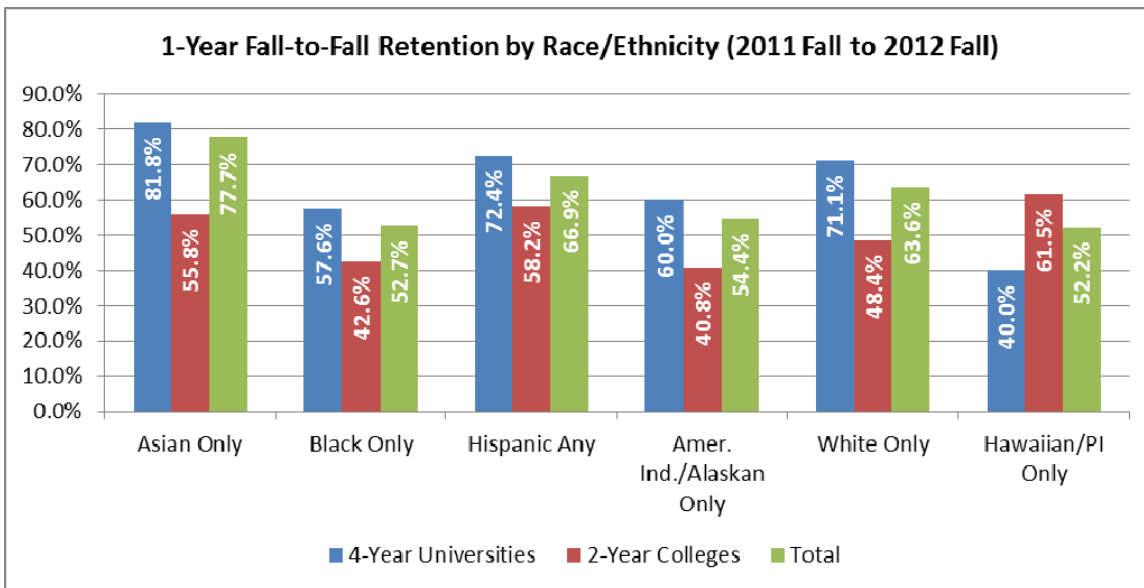


As shown above, the 4-year universities have substantially higher retention rates of entering cohort students – about 20 percentage points higher.

Retention Demographics

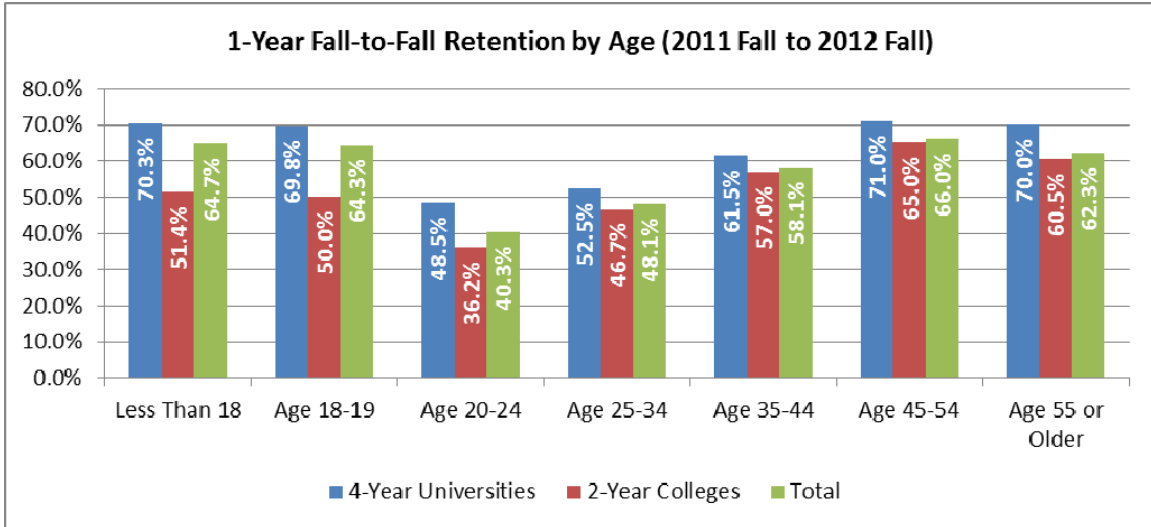


Females are retained at a higher rate than males.

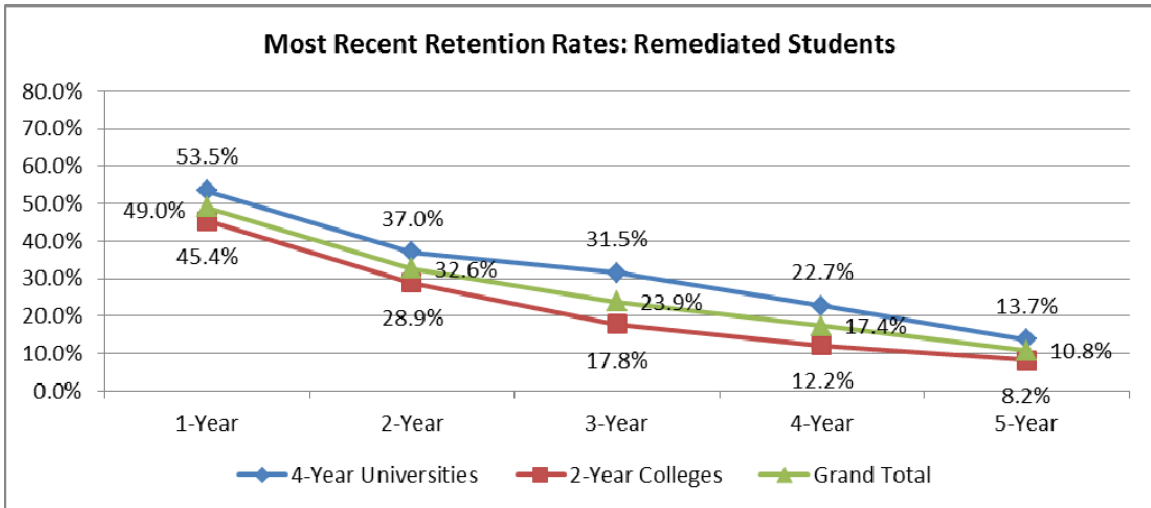


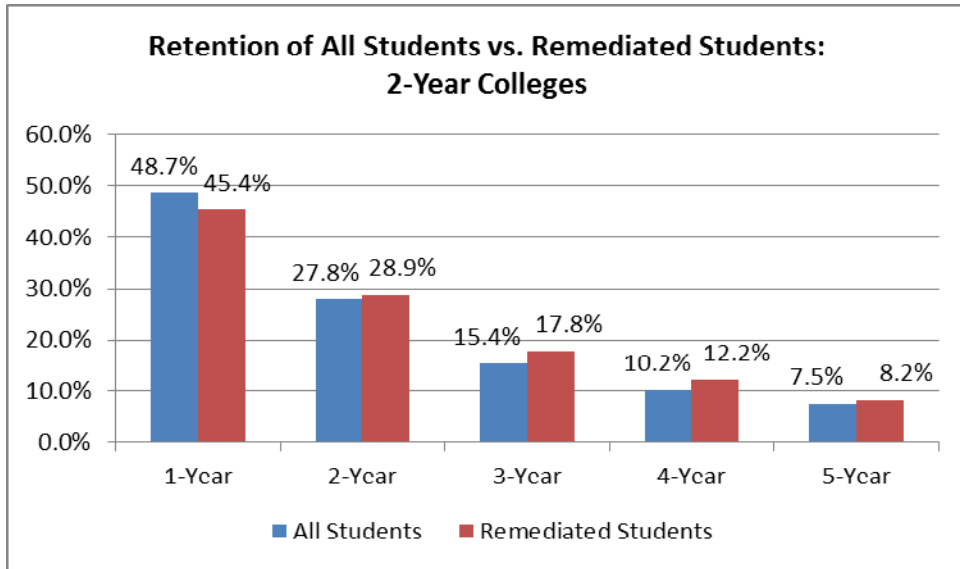
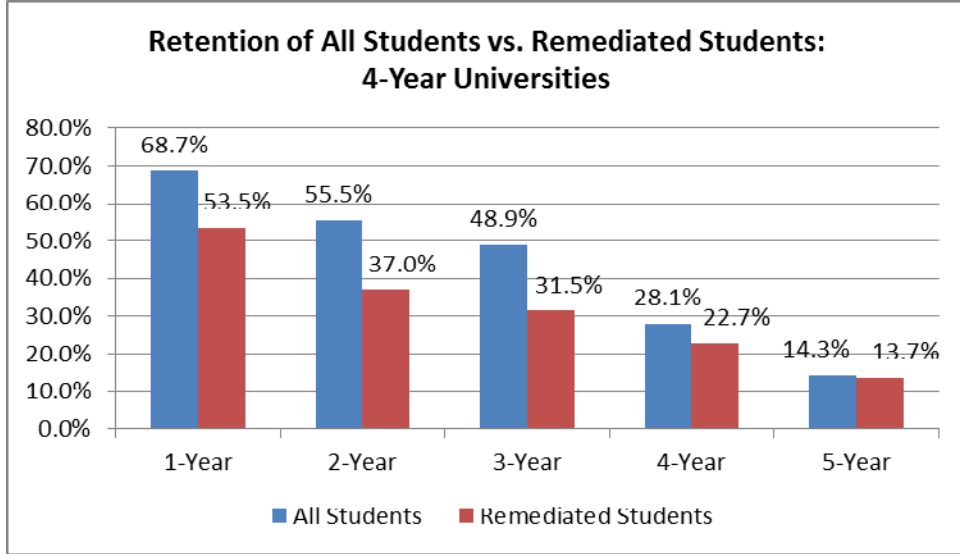
Asian students are retained at higher rates than any other race/ethnicity.

The below table illustrates average fall-to-fall retention by age group. The group with the best retention rate is Age Less Than 18 followed by Age 18-19. It is interesting to note that young students and older students are retained at higher rates whereas the middle groups have lower rates, especially the group Age 20-24 (lowest).



The following graphs illustrate the retention rates of remediated students.

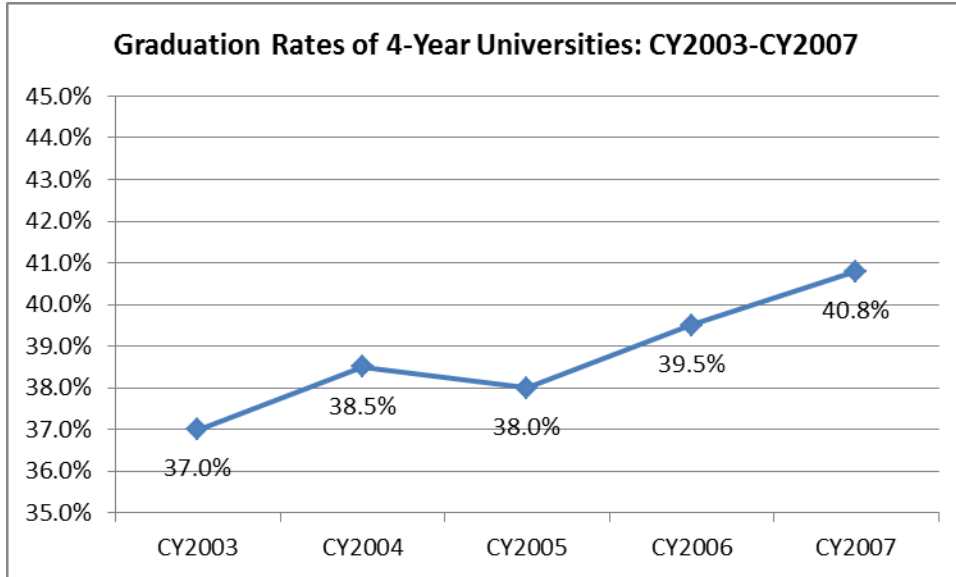




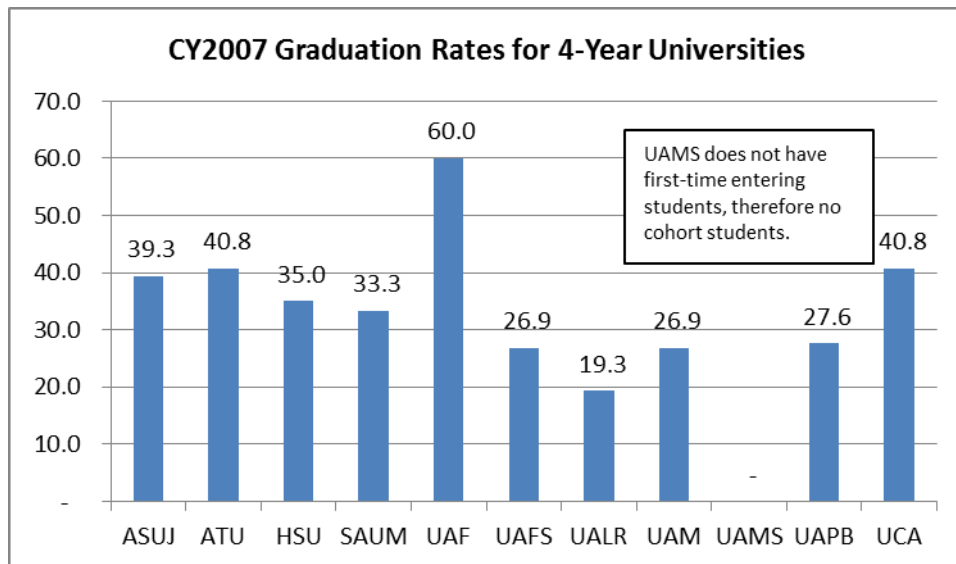
GRADUATION RATES

4-Year University Graduation Rates

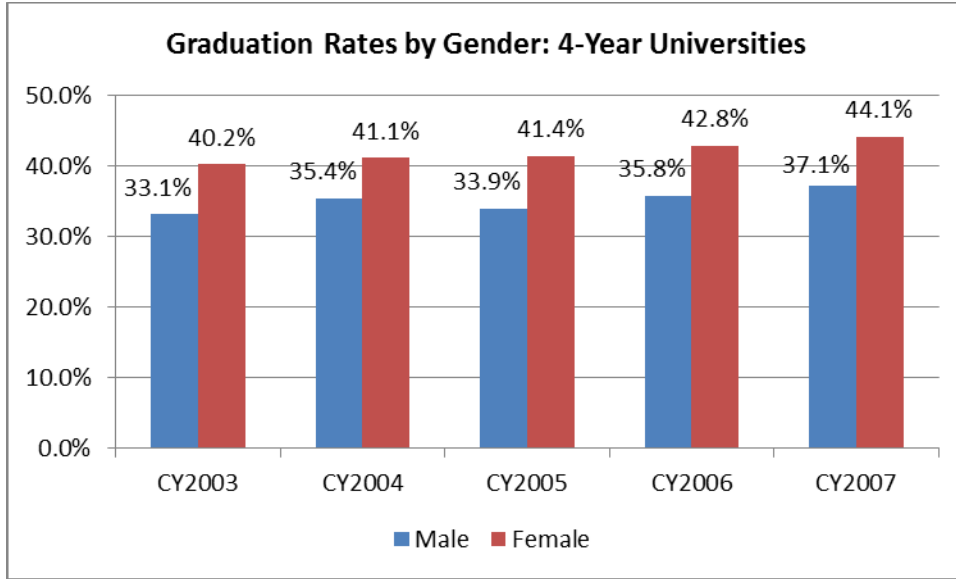
Attachment 2-B presents graduation rates of first-time entering freshmen for each of the cohorts after six years for 4-year universities.



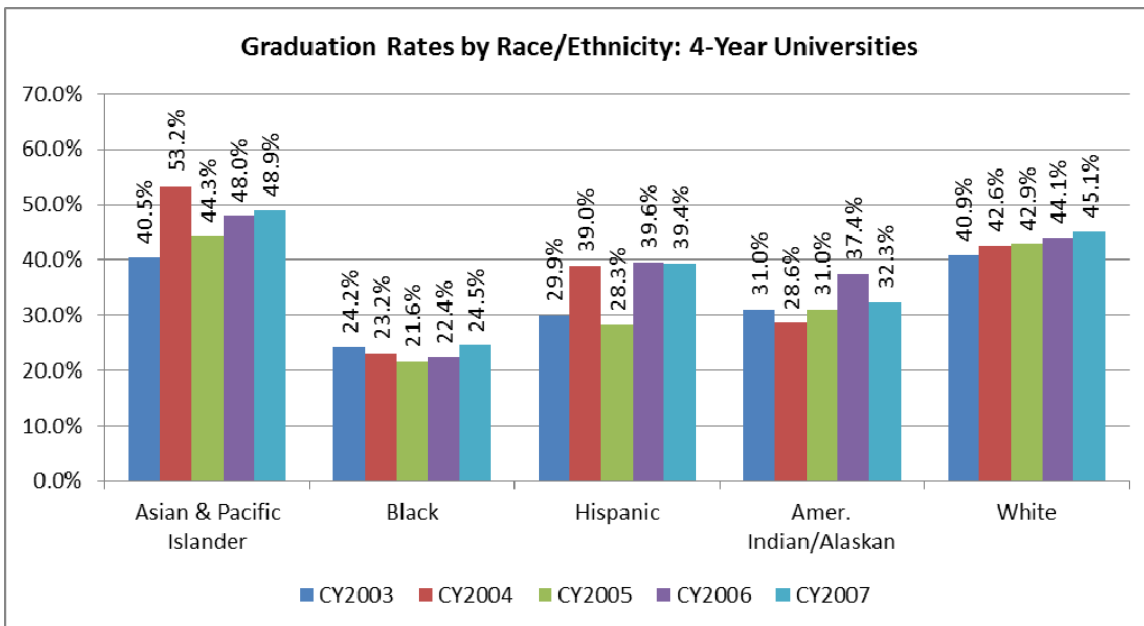
According to the above graph, the graduation rate for public 4-year universities has consistently been 37.0-40.8 percent over the five-year period reviewed.



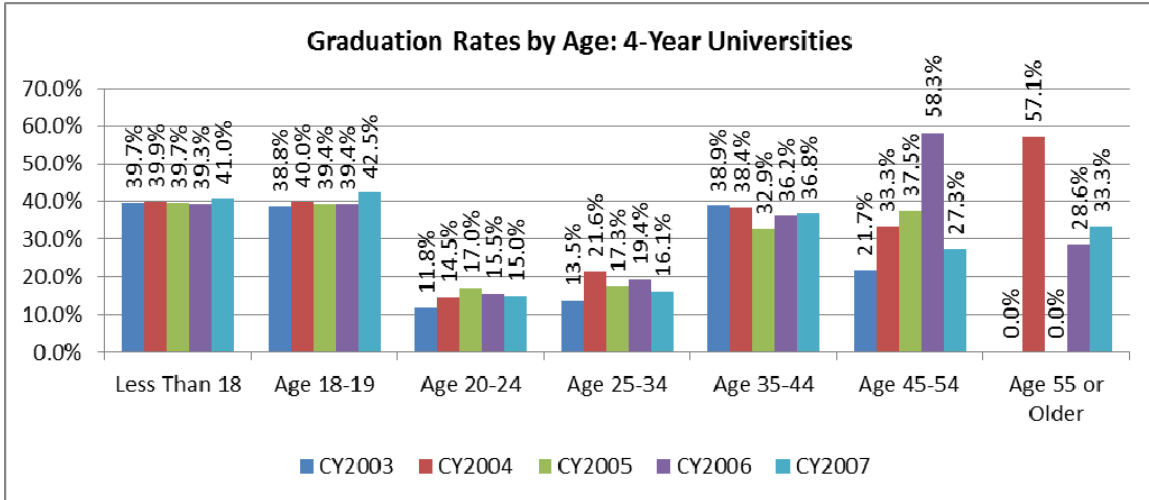
For the entering cohort of students for Cohort Year 2007 (2006 Fall), (1) the University of Arkansas, Fayetteville had the highest graduation rate (60.0 percent) followed by (2) Arkansas Tech University (40.8 percent), and (3) the University of Central Arkansas (40.8 percent).



Females at 4-Year Universities graduate at higher rates than males.



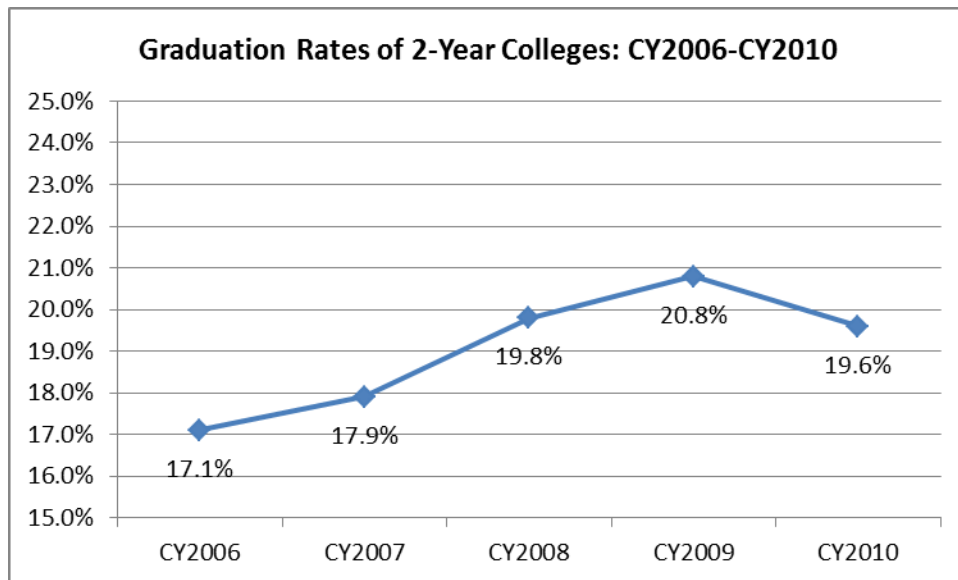
Asian students have the highest graduation rates.



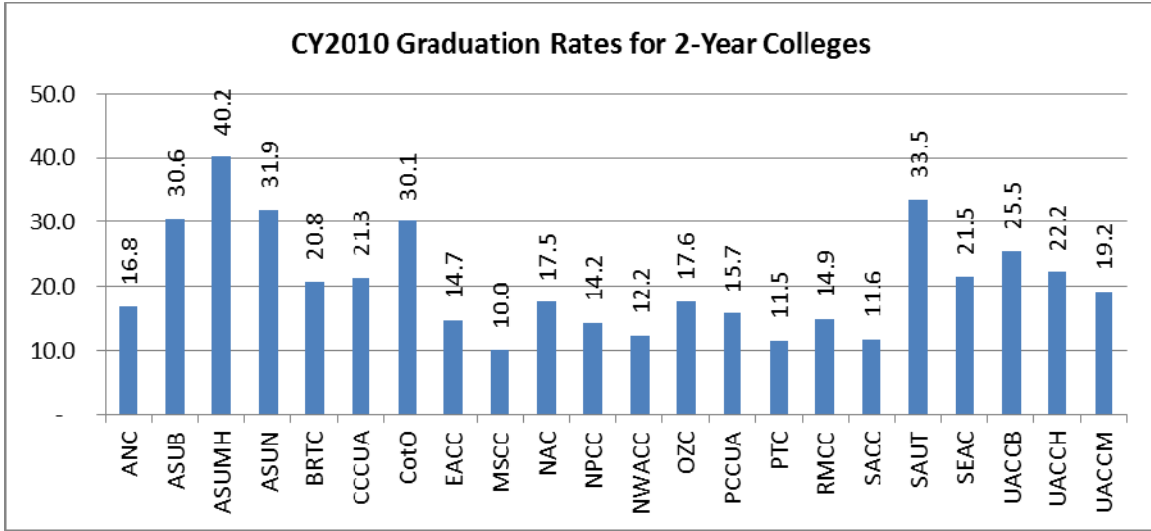
The age groups of Less Than 18 and Age 18-19 have the highest and most consistent graduation rates at 4-Year Universities.

2-Year College Graduation Rates

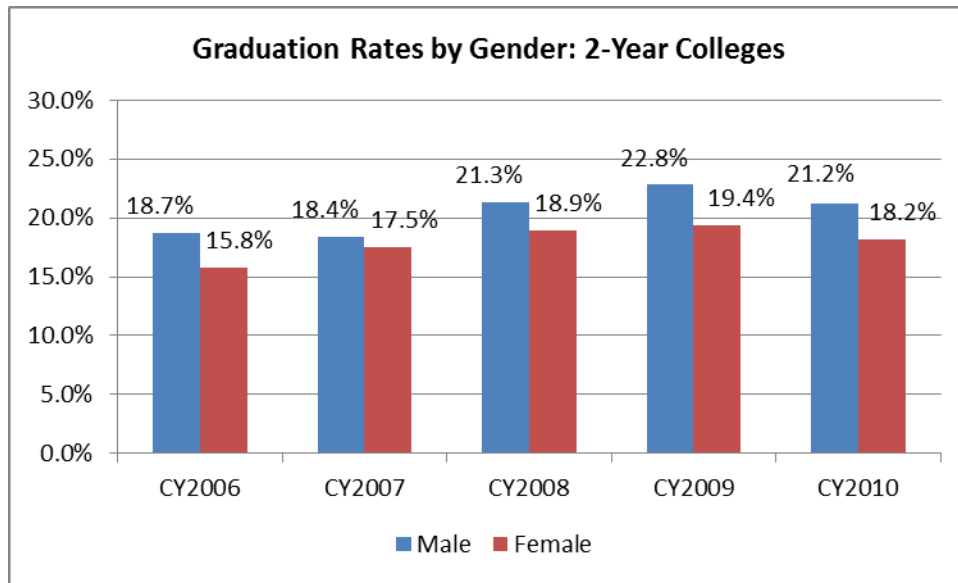
Attachment 2-C presents graduation rates of first-time freshmen for each of the cohorts after three years for 2-Year Colleges.



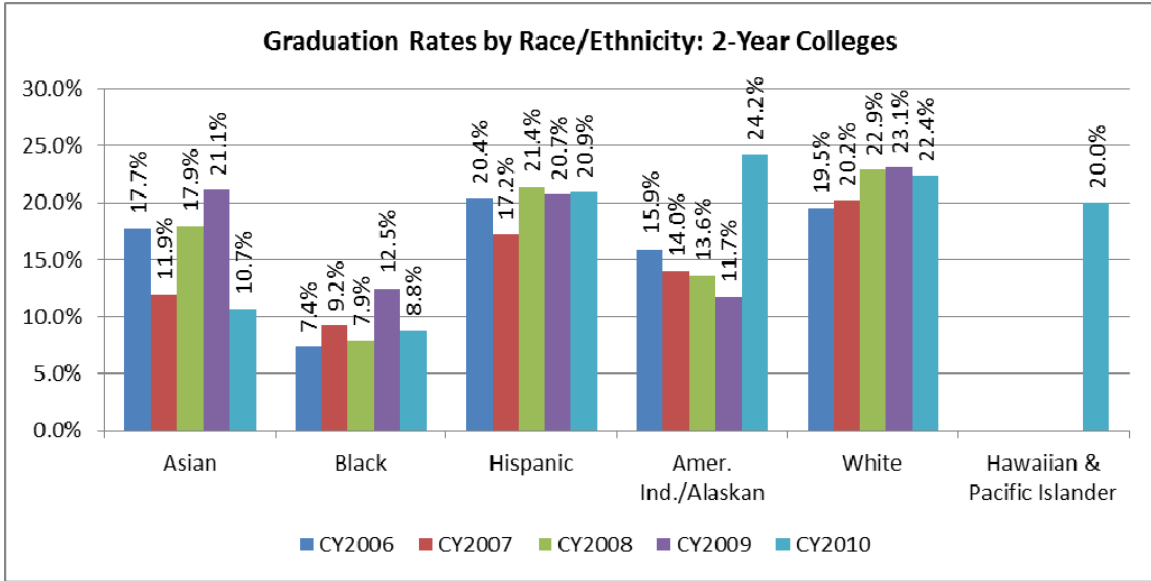
Note that the graduation rates for 2-Year Colleges were increasing until the most recent year.



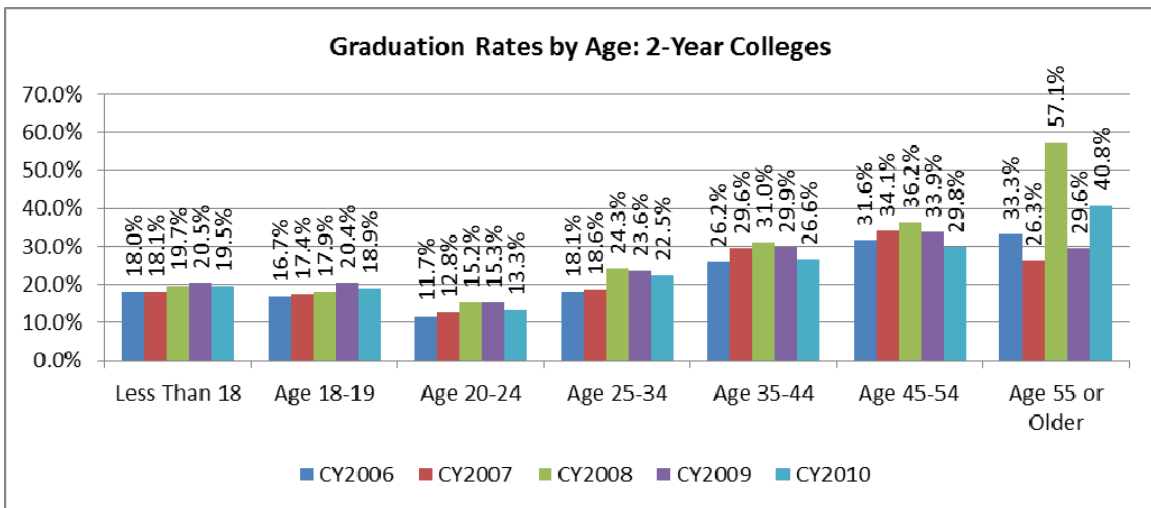
For the entering cohort in Cohort Year 2010 (2009 Fall term), (1) Arkansas State University Mountain Home had the highest graduation rate (40.2 percent) followed by (2) Southern Arkansas University Tech (33.5 percent), and (3) Arkansas State University Newport (31.9 percent).



The graduation rates for males are higher than that of females at 2-Year Colleges.



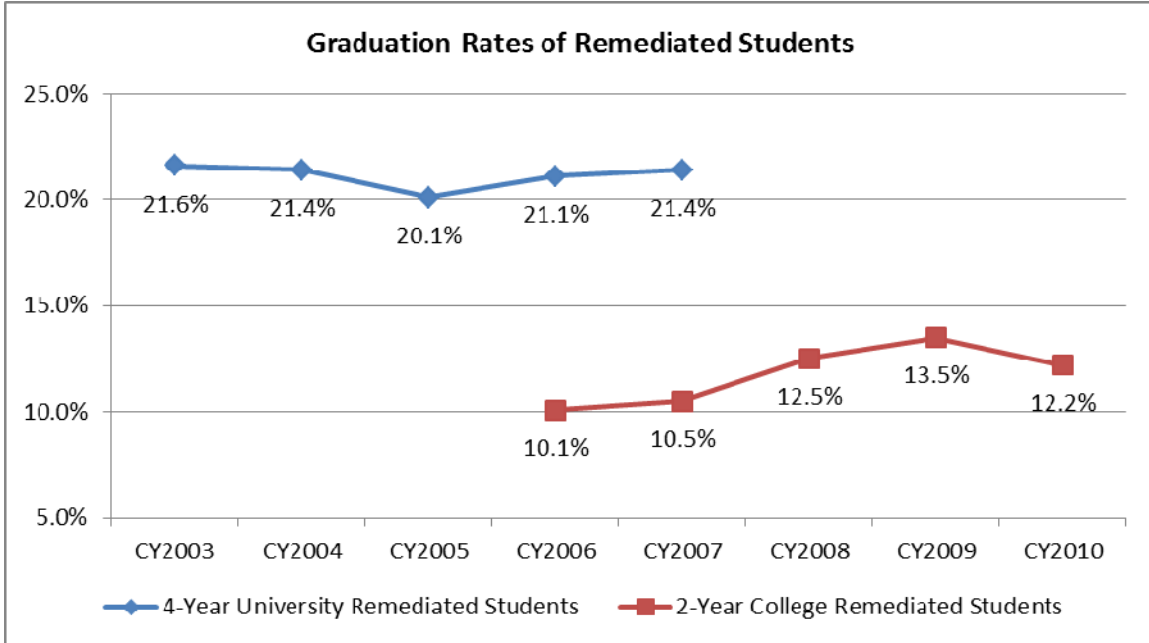
White students generally have the highest graduation rates at 2-Year Colleges.



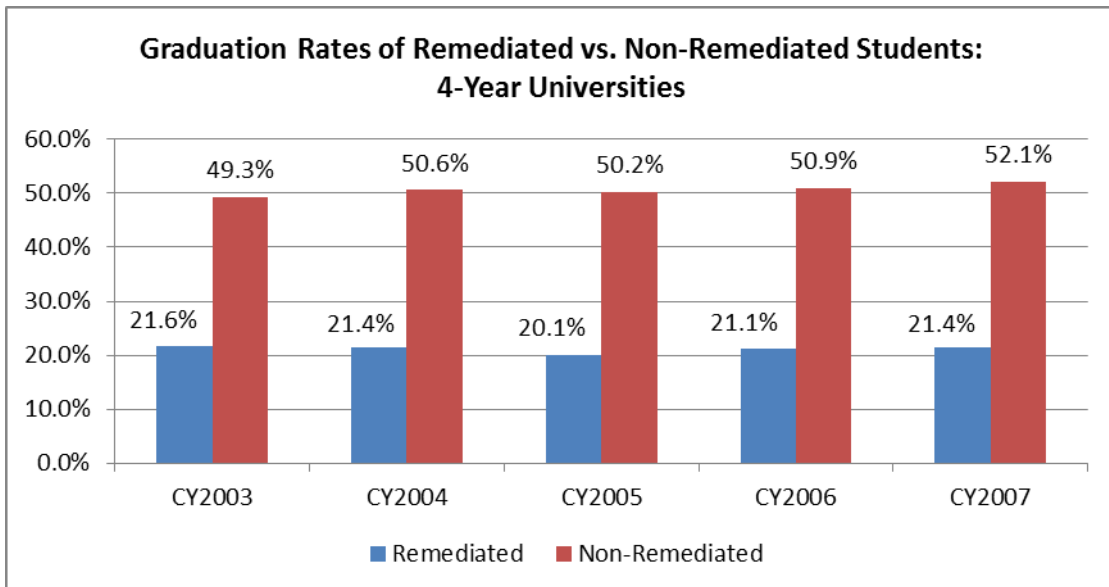
The older age groups have the highest graduation rates at 2-Year Colleges.

Graduation Rates of Remediated Students

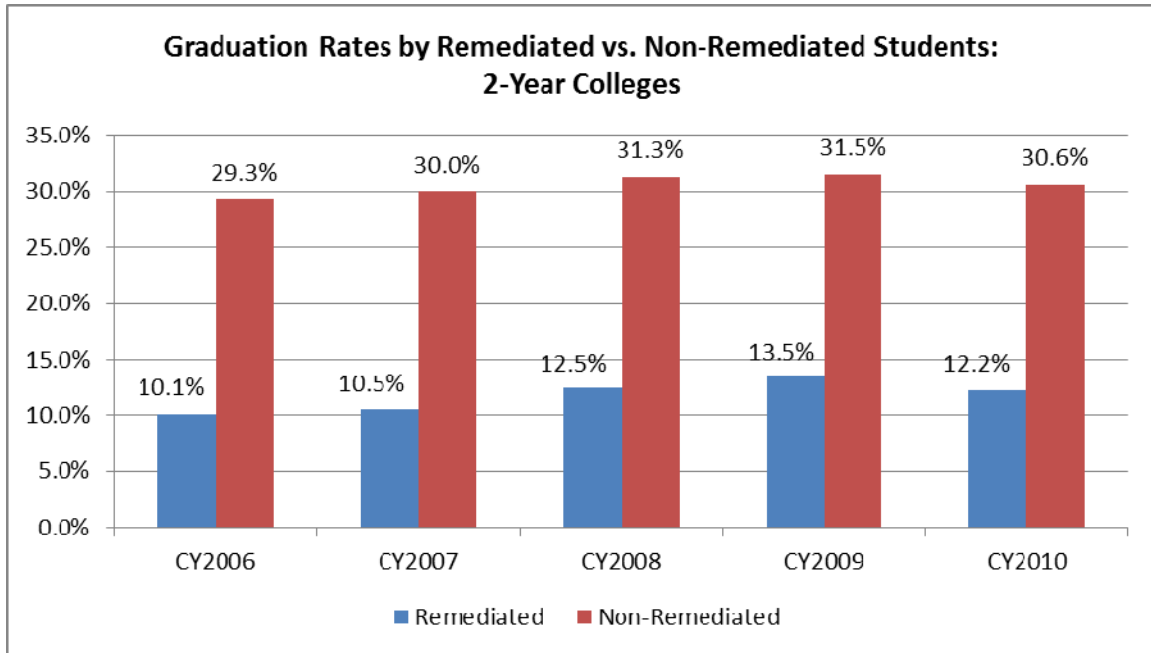
The below graph provides the graduation rates of remediated students at both 4-Year Universities and 2-Year Colleges.



The below graph illustrates that students that do not require remediation graduate at substantially higher rates than remediated students at 4-Year Universities. The difference ranges from a low of 27.7 percentage points in Cohort Year 2003 to a high of 30.7 percentage points in Cohort Year 2007.



The below graph illustrates that students that do not require remediation graduate at substantially higher rates than remediated students at 2-Year Colleges. The difference ranges from a low of 18.0 percentage points in Cohort Year 2009 to a high of 19.5 percentage points in Cohort Year 2007.



Fall-to- Fall Retention

#	Inst. Type	Institution	Retention: 1-Year Rates					Retention: 1-Year Rates				
			Cohort Students					Remediated Students				
			AY2008-AY2009 2007Fall-2008Fall	AY2009-AY2010 2008Fall-2009Fall	AY2010-AY2011 2009Fall-2010Fall	AY2011-AY2012 2010Fall-2011Fall	AY2012-AY2013 2011Fall-2012Fall	AY2008-AY2009 2007Fall-2008Fall	AY2009-AY2010 2008Fall-2009Fall	AY2010-AY2011 2009Fall-2010Fall	AY2011-AY2012 2010Fall-2011Fall	AY2012-AY2013 2011Fall-2012Fall
1	1	ASUJ	68.0%	67.6%	69.8%	70.5%	70.3%	55.4%	52.9%	60.0%	58.5%	60.7%
1	1	ATU	65.1%	69.3%	70.7%	64.5%	65.3%	53.9%	60.7%	60.8%	52.9%	56.5%
1	1	HSU	55.0%	60.5%	62.1%	57.6%	58.9%	43.1%	47.5%	54.2%	43.5%	47.2%
1	1	SAUM	56.4%	62.8%	62.3%	60.0%	60.3%	46.0%	53.8%	56.8%	53.3%	47.5%
1	1	UAF	80.7%	83.1%	82.7%	83.4%	81.2%	75.1%	78.2%	79.8%	74.2%	70.8%
1	1	UAFS	61.1%	67.5%	60.0%	59.9%	60.2%	51.5%	56.3%	49.8%	49.2%	50.0%
1	1	UALR	62.0%	65.5%	64.4%	61.6%	67.2%	52.7%	58.2%	57.1%	51.1%	57.8%
1	1	UAM	48.3%	48.0%	41.9%	40.8%	42.6%	39.1%	37.5%	34.0%	35.4%	31.6%
1	1	UAMS										
1	1	UAPB	60.4%	63.9%	56.8%	56.0%	54.6%	57.5%	61.7%	55.5%	53.3%	48.5%
1	1	UCA	72.5%	71.3%	73.5%	69.0%	70.2%	62.9%	62.8%	63.0%	58.4%	59.7%
1	2	ANC	42.3%	49.8%	40.3%	44.6%	50.4%	43.5%	47.3%	40.9%	43.1%	35.2%
1	2	ASUB	56.2%	58.2%	54.7%	51.9%	49.8%	49.0%	56.7%	51.6%	46.4%	46.6%
1	2	ASUMH	54.9%	57.9%	58.4%	49.8%	57.4%	46.0%	53.6%	48.6%	45.2%	54.3%
1	2	ASUN	41.3%	43.7%	44.0%	31.5%	38.0%	35.2%	38.5%	33.9%	31.6%	38.1%
1	2	BRTC	51.7%	53.9%	56.7%	50.8%	46.6%	54.1%	51.8%	54.6%	49.8%	46.2%
1	2	CCCUA	50.4%	53.7%	42.0%	44.0%	51.2%	48.8%	57.4%	40.2%	47.1%	47.1%
1	2	CotO	43.9%	55.2%	48.1%	46.2%	42.0%	36.4%	46.0%	42.5%	42.6%	36.6%
1	2	EACC	53.8%	50.2%	43.3%	44.4%	51.3%	50.0%	51.1%	42.5%	40.5%	48.3%
1	2	MSCC	42.0%	48.0%	47.0%	38.7%	37.8%	36.6%	39.8%	44.7%	37.0%	33.3%
1	2	NAC	52.8%	49.5%	52.0%	48.6%	47.6%	50.5%	49.0%	53.0%	41.8%	41.2%
1	2	NPCC	49.8%	54.5%	53.3%	56.1%	44.2%	49.0%	59.7%	50.0%	54.3%	39.1%
1	2	NWACC	55.8%	57.8%	58.8%	53.1%	54.9%	48.4%	51.1%	54.6%	46.9%	48.1%
1	2	OZC	51.4%	50.6%	51.4%	51.9%	49.0%	46.2%	45.2%	48.9%	49.2%	43.5%
1	2	PCCUA	58.2%	59.6%	54.2%	53.4%	54.4%	52.3%	58.5%	49.7%	48.9%	54.4%
1	2	PTC	54.1%	59.1%	55.6%	58.9%	56.3%	52.4%	52.7%	55.8%	58.8%	53.6%
1	2	RMCC	46.1%	43.0%	41.1%	48.6%	41.0%	38.8%	41.9%	39.1%	36.8%	30.9%
1	2	SACC	52.0%	47.8%	47.3%	51.4%	49.7%	45.0%	45.2%	44.2%	47.3%	46.2%
1	2	SAUT	42.9%	49.3%	38.0%	46.3%	31.6%	52.9%	55.1%	43.6%	47.1%	37.7%
1	2	SEAC	43.7%	44.5%	44.2%	43.9%	43.6%	45.1%	46.5%	39.6%	40.0%	39.7%
1	2	UACCB	56.8%	58.6%	48.0%	49.1%	48.8%	45.2%	57.7%	45.5%	46.4%	47.6%
1	2	UACCH	47.0%	51.2%	44.9%	42.6%	39.4%	44.5%	52.8%	41.7%	39.1%	36.5%
1	2	UACCM	50.3%	53.1%	45.7%	49.3%	46.3%	47.8%	48.4%	44.7%	46.5%	42.3%
4-Year Universities			67.6%	70.0%	68.8%	68.1%	68.7%	54.5%	57.5%	56.9%	53.2%	53.5%
2-Year Colleges			51.5%	53.9%	50.9%	49.9%	48.7%	47.8%	51.0%	49.0%	47.6%	45.4%
Grand Total			61.9%	64.5%	61.7%	61.4%	61.8%	51.0%	54.2%	52.5%	50.1%	49.0%

Fall-to- Fall Retention

		Retention: 2-Year Rates Cohort Students					Retention: 2-Year Rates Remediated Students					
#	Inst. Type	Institution	AY2008-AY2010 2007Fall-2009Fall	AY2009-AY2011 2008Fall-2010Fall	AY2010-AY2012 2009Fall-2011Fall	AY2011-AY2013 2010Fall-2012Fall		AY2008-AY2010 2007Fall-2009Fall	AY2009-AY2011 2008Fall-2010Fall	AY2010-AY2012 2009Fall-2011Fall	AY2011-AY2013 2010Fall-2012Fall	
1	1	ASUJ	56.0%	52.0%	53.8%	59.2%		41.5%	33.8%	39.0%	43.8%	
1	1	ATU	48.6%	53.6%	55.1%	46.0%		34.1%	40.0%	39.5%	31.9%	
1	1	HSU	43.1%	49.4%	48.2%	45.0%		33.0%	38.3%	37.8%	29.5%	
1	1	SAUM	45.1%	47.8%	44.3%	44.0%		35.0%	37.7%	35.8%	34.2%	
1	1	UAF	72.5%	75.5%	74.9%	75.3%		64.7%	64.9%	67.9%	60.6%	
1	1	UAFS	47.0%	52.6%	42.2%	45.2%		34.7%	38.4%	31.3%	35.0%	
1	1	UALR	46.3%	47.1%	49.1%	49.3%		36.1%	38.5%	37.6%	37.9%	
1	1	UAM	36.0%	38.0%	32.0%	29.7%		27.2%	29.5%	24.7%	24.8%	
1	1	UAMS										
1	1	UAPB	48.6%	44.4%	42.5%	40.1%		47.1%	42.0%	40.2%	37.5%	
1	1	UCA	58.3%	57.1%	59.6%	54.8%		40.7%	42.6%	38.5%	37.7%	
1	2	ANC	27.3%	27.8%	24.1%	25.7%		28.9%	27.4%	21.5%	24.6%	
1	2	ASUB	29.7%	30.8%	29.1%	27.6%		27.9%	33.9%	31.4%	28.4%	
1	2	ASUMH	33.2%	29.2%	32.2%	27.0%		30.1%	31.9%	34.5%	28.1%	
1	2	ASUN	21.5%	20.1%	15.2%	13.3%		20.5%	20.9%	11.9%	12.7%	
1	2	BRTC	27.6%	32.2%	30.2%	30.6%		28.1%	36.0%	33.7%	29.9%	
1	2	CCCUA	29.3%	34.3%	24.7%	21.1%		32.8%	39.6%	25.9%	23.9%	
1	2	CotO	16.1%	27.6%	26.3%	20.8%		21.2%	28.2%	31.1%	21.3%	
1	2	EACC	27.9%	32.0%	23.5%	20.5%		25.5%	33.5%	23.6%	18.9%	
1	2	MSCC	33.3%	28.7%	27.5%	25.4%		27.2%	25.6%	26.2%	26.4%	
1	2	NAC	30.5%	25.8%	26.1%	28.0%		28.2%	27.5%	27.8%	27.4%	
1	2	NPCC	32.2%	32.7%	31.2%	28.3%		32.5%	36.2%	31.9%	31.0%	
1	2	NWACC	37.0%	37.6%	37.1%	33.5%		36.3%	35.2%	37.1%	29.8%	
1	2	OZC	28.5%	30.8%	29.7%	26.3%		24.7%	33.3%	27.5%	27.2%	
1	2	PCCUA	29.5%	38.3%	25.5%	31.9%		23.1%	38.2%	26.3%	28.2%	
1	2	PTC	34.3%	36.7%	36.0%	39.7%		35.3%	37.4%	40.5%	42.0%	
1	2	RMCC	20.9%	22.3%	23.4%	19.4%		21.3%	25.6%	23.0%	14.9%	
1	2	SACC	31.5%	36.6%	30.1%	29.5%		28.3%	34.1%	29.5%	26.3%	
1	2	SAUT	19.9%	22.5%	11.3%	16.3%		24.3%	28.5%	13.4%	20.0%	
1	2	SEAC	27.0%	26.7%	25.2%	23.7%		31.3%	33.7%	25.0%	22.9%	
1	2	UACCB	24.5%	33.0%	26.5%	23.6%		23.8%	36.9%	27.0%	23.6%	
1	2	UACCH	22.5%	26.5%	21.0%	20.0%		23.2%	27.8%	24.4%	21.7%	
1	2	UACCM	30.4%	28.5%	25.1%	24.8%		31.9%	25.8%	25.5%	27.4%	
4-Year Universities			55.2%	56.6%	55.4%	55.5%		39.7%	39.9%	38.7%	37.0%	
2-Year Colleges			29.7%	31.1%	28.5%	27.8%		30.2%	32.7%	30.6%	28.9%	
Grand Total			46.2%	48.0%	44.8%	45.4%		34.7%	36.3%	34.2%	32.6%	

Fall-to- Fall Retention

		Retention: 3-Year Rates Cohort Students				Retention: 3-Year Rates Remediated Students				
#	Inst. Type	Institution	AY2008-AY2011 2007Fall-2010Fall	AY2009-AY2012 2008Fall-2011Fall	AY2010-AY2013 2009Fall-2012Fall		AY2008-AY2011 2007Fall-2010Fall	AY2009-AY2012 2008Fall-2011Fall	AY2010-AY2013 2009Fall-2012Fall	
1	1	ASUJ	48.2%	45.1%	46.1%		32.1%	26.6%	30.5%	
1	1	ATU	44.6%	47.6%	48.1%		30.4%	33.6%	31.0%	
1	1	HSU	38.9%	43.5%	42.1%		26.5%	33.0%	35.3%	
1	1	SAUM	39.6%	40.7%	39.1%		31.7%	28.2%	31.4%	
1	1	UAF	67.2%	70.4%	69.4%		59.6%	57.5%	60.7%	
1	1	UAFS	40.1%	43.5%	35.3%		27.9%	28.9%	22.9%	
1	1	UALR	38.6%	41.0%	41.0%		28.3%	30.9%	30.7%	
1	1	UAM	27.0%	30.2%	26.2%		20.3%	24.0%	18.8%	
1	1	UAMS								
1	1	UAPB	38.5%	35.3%	35.2%		36.1%	32.8%	33.1%	
1	1	UCA	50.9%	49.7%	53.6%		32.8%	33.7%	31.8%	
1	2	ANC	16.8%	18.8%	11.8%		18.2%	21.4%	11.7%	
1	2	ASUB	16.1%	16.5%	13.9%		15.2%	17.4%	14.7%	
1	2	ASUMH	17.6%	16.3%	15.4%		21.2%	21.0%	15.5%	
1	2	ASUN	11.6%	10.1%	8.2%		10.7%	9.5%	6.5%	
1	2	BRTC	16.3%	15.7%	14.5%		17.7%	17.8%	14.1%	
1	2	CCCUA	15.8%	22.4%	12.0%		16.0%	22.8%	14.3%	
1	2	CotO	11.0%	9.2%	8.3%		13.1%	12.1%	8.5%	
1	2	EACC	11.7%	12.0%	15.0%		12.5%	12.1%	15.6%	
1	2	MSCC	24.0%	19.3%	20.0%		17.9%	19.3%	17.9%	
1	2	NAC	18.0%	15.0%	15.3%		18.0%	17.2%	15.4%	
1	2	NPCC	16.6%	22.3%	15.4%		17.6%	25.8%	16.3%	
1	2	NWACC	22.6%	23.1%	22.7%		22.9%	23.5%	25.9%	
1	2	OZC	17.3%	13.4%	19.4%		20.3%	13.1%	18.3%	
1	2	PCCUA	16.4%	17.7%	13.0%		20.0%	20.3%	13.4%	
1	2	PTC	26.2%	24.1%	22.7%		28.3%	27.6%	28.4%	
1	2	RMCC	7.8%	6.6%	19.1%		12.5%	10.5%	19.5%	
1	2	SACC	13.4%	21.1%	18.5%		15.8%	20.0%	17.8%	
1	2	SAUT	9.7%	8.1%	5.9%		14.0%	12.0%	7.0%	
1	2	SEAC	14.9%	18.3%	10.2%		16.7%	20.8%	13.5%	
1	2	UACCB	15.0%	18.7%	12.6%		14.3%	22.3%	11.4%	
1	2	UACCH	13.7%	12.0%	11.5%		11.6%	17.6%	10.3%	
1	2	UACCM	13.9%	12.5%	8.9%		14.6%	10.6%	9.7%	
4-Year Universities			48.7%	49.9%	48.9%		32.3%	32.1%	31.5%	
2-Year Colleges			17.5%	17.3%	15.4%		19.1%	19.9%	17.8%	
Grand Total			37.7%	38.8%	35.7%		25.4%	25.9%	23.9%	

Fall-to- Fall Retention

#	Inst. Type	Institution	Retention: 4-Year Rates			Retention: 5-Year Rates			Retention: 4-Year Rates			Retention: 5-Year Rates		
			Cohort Students			Cohort Students			Remediated Students			Remediated Students		
			AY2008-AY2012 2007Fall-2011Fall	AY2009-AY2013 2008Fall-2012Fall		AY2008-AY2013 2007Fall-2012Fall			AY2008-AY2012 2007Fall-2011Fall	AY2009-AY2013 2008Fall-2012Fall		AY2008-AY2013 2007Fall-2012Fall		
1	1	ASUJ	30.4%	28.8%		18.4%			24.1%	21.5%		15.9%		
1	1	ATU	23.6%	23.6%		13.1%			21.9%	20.9%		14.4%		
1	1	HSU	21.2%	23.0%		9.0%			17.6%	22.6%		10.8%		
1	1	SAUM	25.0%	22.8%		13.8%			26.0%	19.3%		14.3%		
1	1	UAF	33.8%	35.9%		14.0%			38.2%	33.6%		16.7%		
1	1	UAFS	25.8%	27.0%		15.8%			19.4%	19.9%		14.0%		
1	1	UALR	28.0%	29.2%		18.8%			20.5%	25.0%		14.3%		
1	1	UAM	16.8%	14.1%		7.6%			15.9%	15.5%		7.2%		
1	1	UAMS												
1	1	UAPB	27.2%	24.1%		13.7%			26.5%	23.7%		13.7%		
1	1	UCA	31.7%	29.7%		14.4%			25.7%	26.3%		12.7%		
1	2	ANC	9.1%	10.2%		7.7%			10.3%	11.9%		9.9%		
1	2	ASUB	8.1%	6.9%		5.6%			6.8%	9.0%		5.5%		
1	2	ASUMH	11.4%	11.6%		9.3%			9.7%	13.8%		5.3%		
1	2	ASUN	5.8%	5.5%		5.0%			6.6%	4.7%		4.1%		
1	2	BRTC	9.7%	9.3%		7.8%			7.4%	14.2%		5.2%		
1	2	CCCUA	11.3%	14.9%		6.8%			13.6%	14.9%		8.0%		
1	2	CotO	7.1%	4.9%		7.1%			11.1%	7.3%		7.1%		
1	2	EACC	7.7%	9.5%		4.5%			6.5%	9.9%		4.2%		
1	2	MSCC	12.7%	11.7%		8.7%			10.3%	10.6%		8.0%		
1	2	NAC	8.8%	11.0%		6.0%			7.3%	11.3%		6.8%		
1	2	NPCC	12.4%	8.6%		6.2%			11.0%	8.1%		6.3%		
1	2	NWACC	12.0%	13.6%		9.1%			14.1%	14.5%		9.0%		
1	2	OZC	13.6%	8.7%		9.3%			13.3%	10.7%		12.7%		
1	2	PCCUA	11.5%	10.6%		6.6%			13.8%	11.4%		4.6%		
1	2	PTC	21.3%	15.6%		12.8%			23.7%	19.4%		14.4%		
1	2	RMCC	5.2%	7.4%		3.5%			5.0%	11.6%		5.0%		
1	2	SACC	7.9%	11.8%		6.3%			8.3%	14.1%		5.0%		
1	2	SAUT	6.1%	6.2%		4.6%			7.4%	7.0%		5.9%		
1	2	SEAC	7.9%	11.5%		9.3%			9.7%	7.9%		8.3%		
1	2	UACCB	12.7%	8.4%		7.3%			10.7%	10.8%		7.1%		
1	2	UACCH	5.2%	8.4%		5.2%			4.5%	9.3%		5.2%		
1	2	UACCM	5.6%	7.0%		3.9%			6.9%	5.6%		4.8%		
4-Year Universities			28.3%	28.1%		14.3%			23.6%	22.7%		13.7%		
2-Year Colleges			10.8%	10.2%		7.5%			12.0%	12.2%		8.2%		
Grand Total			22.1%	22.0%		11.9%			17.6%	17.4%		10.8%		

IPEDS/ADHE Graduation Rate Calculation

Cohort Year selected = 2003 and Time Period Covered = AFTER SIX (6) YEARS (from AY2003 thru AY2008) for Four-Year Universities.

#	IT	College	FICE	Cohort	Transfers		Bacc.		Adv. Cert.		Assoc.		Tech. Cert.		Cert. Prof.		Graduates		Retained		Success	
					#	%	#	%	#	%	#	%	#	%	#	%	#	%	#	%	#	%
1	1	ASUJ	001090	1,546	318	20.6	587	38.0		-		0.2		-		-	590	38.2	109	7.1	699	45.2
2	1	ATU	001089	1,170	272	23.2	439	37.5		-		0.3		-		-	442	37.8	57	4.9	499	42.6
3	1	HSU	001098	618	157	25.4	214	34.6		-		-		-		-	214	34.6	36	5.8	250	40.5
4	1	SAUM	001107	579	120	20.7	162	28.0		-		1.2		-		-	169	29.2	23	4.0	192	33.2
5	1	UAF	001108	2,157	365	16.9	1,209	56.1		-		-		-		-	1,209	56.1	117	5.4	1,326	61.5
6	1	UAFS	001110	1,040	154	14.8	112	10.8		-	78	7.5		0.1		0.5	196	18.8	127	12.2	323	31.1
7	1	UALR	001101	739	170	23.0	142	19.2		-		0.4		-		-	145	19.6	96	13.0	241	32.6
8	1	UAM	001085	528	102	19.3	126	23.9		-		1.3		-		-	133	25.2	37	7.0	170	32.2
9	1	UAMS	001109			-		-		-		-		-		-		-		-		-
10	1	UAPB	001086	718	106	14.8	199	27.7		-		-		-		-	199	27.7	58	8.1	257	35.8
11	1	UCA	001092	1,766	479	27.1	724	41.0		-		0.1		-		-	725	41.1	92	5.2	817	46.3
4-Year Universities				10,861	2,243	20.7	3,914	36.0		-	102	0.9		-		-	4,022	37.0	752	6.9	4,774	44.0

NOTES: When a student received more than one award, only the highest award was counted.

TIME PERIOD CONSIDERATIONS:

1. CP Graduates are counted from these graduation dates = '092002', '102002', '112002', '122002', '012003', '022003', '032003', '042003', '052003', so this is essentially though the Spring ter
2. TC Graduates include 1 full academic year plus these graduation dates = '072003', '082003', '092003', '102003', '112003', '122003', so this is through the next Fall term.
3. Associate Graduates include 3 full academic years plus these graduation dates = '072005', '082005', so this includes the next 2 months of July and August.
4. AC Graduates include 4 full academic years plus these graduation dates = '072006', '082006', '092006', '102006', '112006', '122006', so this is through the next Fall term.
5. Baccalaureate Graduates include 6 full academic years plus these graduation dates = '072008', '082008', so this includes the next 2 months of July and August.
6. All student counts of less than 10 are not shown due to FERPA.

IPEDS/ADHE Graduation Rate Calculation

Cohort Year selected = 2004 and Time Period Covered = AFTER SIX (6) YEARS (from AY2004 thru AY2009) for Four-Year Universities.

#	IT	College	FICE	Cohort	Transfers		Bacc.		Adv. Cert.		Assoc.		Tech. Cert.		Cert. Prof.		Graduates		Retained		Success	
					#	%	#	%	#	%	#	%	#	%	#	%	#	%	#	%	#	%
1	1	ASUJ	001090	1,433	258	18.0	518	36.1		-		0.6		-		-	527	36.8	101	7.0	628	43.8
2	1	ATU	001089	1,450	288	19.9	536	37.0		-		0.6	84	5.8		-	628	43.3	71	4.9	699	48.2
3	1	HSU	001098	534	132	24.7	175	32.8		-		-		-		-	175	32.8	31	5.8	206	38.6
4	1	SAUM	001107	544	99	18.2	169	31.1		-		0.6		-		-	172	31.6	16	2.9	188	34.6
5	1	UAF	001108	2,277	384	16.9	1,313	57.7		-		-		-		-	1,313	57.7	128	5.6	1,441	63.3
6	1	UAFS	001110	772	127	16.5	113	14.6		-	59	7.6		0.1		0.3	175	22.7	90	11.7	265	34.3
7	1	UALR	001101	691	173	25.0	99	14.3		-		0.3		-		-	101	14.6	68	9.8	169	24.5
8	1	UAM	001085	679	130	19.1	130	19.1		-	14	2.1	26	3.8		-	170	25.0	50	7.4	220	32.4
9	1	UAMS	001109			-		-		-		-		-		-		-		-		-
10	1	UAPB	001086	733	94	12.8	183	25.0		-		-		-		-	183	25.0	60	8.2	243	33.2
11	1	UCA	001092	2,414	671	27.8	988	40.9		-		0.1		-		-	990	41.0	112	4.6	1,102	45.7
4-Year Universities				11,527	2,356	20.4	4,224	36.6		-	97	0.8	111	1.0		-	4,434	38.5	727	6.3	5,161	44.8

NOTES: When a student received more than one award, only the highest award was counted.

TIME PERIOD CONSIDERATIONS:

1. CP Graduates are counted from these graduation dates = '092003', '102003', '112003', '122003', '012004', '022004', '032004', '042004', '052004', so this is essentially though the Spring ter
2. TC Graduates include 1 full academic year plus these graduation dates = '072004', '082004', '092004', '102004', '112004', '122004', so this is through the next Fall term.
3. Associate Graduates include 3 full academic years plus these graduation dates = '072006', '082006', so this includes the next 2 months of July and August.
4. AC Graduates include 4 full academic years plus these graduation dates = '072007', '082007', '092007', '102007', '112007', '122007', so this is through the next Fall term.
5. Baccalaureate Graduates include 6 full academic years plus these graduation dates = '072009', '082009', so this includes the next 2 months of July and August.
6. All student counts of less than 10 are not shown due to FERPA.

IPEDS/ADHE Graduation Rate Calculation

Cohort Year selected = 2005 and Time Period Covered = AFTER SIX (6) YEARS (from AY2005 thru AY2010) for Four-Year Universities.

#	IT	College	FICE	Cohort	Transfers		Bacc.		Adv. Cert.		Assoc.		Tech. Cert.		Cert. Prof.		Graduates		Retained		Success		
					#	%	#	%	#	%	#	%	#	%	#	%	#	%	#	%	#	%	
1	1	ASUJ	001090	1,303	248	19.0	427	32.8		-		0.3		-		-		431	33.1	98	7.5	529	40.6
2	1	ATU	001089	1,403	312	22.2	469	33.4		-	11	0.8	66	4.7		-		546	38.9	85	6.1	631	45.0
3	1	HSU	001098	587	143	24.4	186	31.7		-		-		-		-		186	31.7	38	6.5	224	38.2
4	1	SAUM	001107	647	112	17.3	205	31.7		-		1.1		-		-		212	32.8	23	3.6	235	36.3
5	1	UAF	001108	2,422	411	17.0	1,371	56.6		-		-		-		-		1,371	56.6	100	4.1	1,471	60.7
6	1	UAFS	001110	833	145	17.4	120	14.4		-	62	7.4		0.2		-		184	22.1	95	11.4	279	33.5
7	1	UALR	001101	761	199	26.1	158	20.8		-		0.5		-		-		162	21.3	67	8.8	229	30.1
8	1	UAM	001085	630	107	17.0	140	22.2		-	12	1.9	12	1.9		-		164	26.0	40	6.3	204	32.4
9	1	UAMS	001109			-		-		-		-		-		-			-		-		-
10	1	UAPB	001086	694	101	14.6	167	24.1		-		-		-		-		167	24.1	44	6.3	211	30.4
11	1	UCA	001092	2,216	550	24.8	937	42.3		-		0.3		-		-		943	42.6	114	5.1	1,057	47.7
4-Year Universities				11,496	2,328	20.3	4,180	36.4		-	106	0.9	80	0.7		-		4,366	38.0	704	6.1	5,070	44.1

NOTES: When a student received more than one award, only the highest award was counted.

TIME PERIOD CONSIDERATIONS:

1. CP Graduates are counted from these graduation dates = '092004', '102004', '112004', '122004', '012005', '022005', '032005', '042005', '052005', so this is essentially though the Spring ter
2. TC Graduates include 1 full academic year plus these graduation dates = '072005', '082005', '092005', '102005', '112005', '122005', so this is through the next Fall term.
3. Associate Graduates include 3 full academic years plus these graduation dates = '072007', '082007', so this includes the next 2 months of July and August.
4. AC Graduates include 4 full academic years plus these graduation dates = '072008', '082008', '092008', '102008', '112008', '122008', so this is through the next Fall term.
5. Baccalaureate Graduates include 6 full academic years plus these graduation dates = '072010', '082010', so this includes the next 2 months of July and August.
6. All student counts of less than 10 are not shown due to FERPA.

IPEDS/ADHE Graduation Rate Calculation

Cohort Year selected = 2006 and Time Period Covered = AFTER SIX (6) YEARS (from AY2006 thru AY2011) for Four-Year Universities.

#	IT	College	FICE	Cohort	Transfers		Bacc.		Adv. Cert.		Assoc.		Tech. Cert.		Cert. Prof.		Graduates		Retained		Success		
					#	%	#	%	#	%	#	%	#	%	#	%	#	%	#	%	#	%	
1	1	ASUJ	001090	1,491	244	16.4	560	37.6		-		0.3		-		-		565	37.9	81	5.4	646	43.3
2	1	ATU	001089	1,460	290	19.9	562	38.5		-		0.6	53	3.6		-		624	42.7	65	4.5	689	47.2
3	1	HSU	001098	560	168	30.0	170	30.4		-		-		-		-		170	30.4	23	4.1	193	34.5
4	1	SAUM	001107	566	109	19.3	180	31.8		-		0.7		-		-		184	32.5	26	4.6	210	37.1
5	1	UAF	001108	2,665	456	17.1	1,550	58.2		-		-		-		-		1,550	58.2	125	4.7	1,675	62.9
6	1	UAFS	001110	772	128	16.6	138	17.9		-	40	5.2		0.3		0.3		182	23.6	86	11.1	268	34.7
7	1	UALR	001101	762	168	22.0	162	21.3		-		0.7		-		-		167	21.9	70	9.2	237	31.1
8	1	UAM	001085	627	102	16.3	123	19.6		-	19	3.0	33	5.3		-		175	27.9	33	5.3	208	33.2
9	1	UAMS	001109			-		-		-		-		-		-			-		-		-
10	1	UAPB	001086	714	114	16.0	164	23.0		-		-		-		-		164	23.0	38	5.3	202	28.3
11	1	UCA	001092	2,424	570	23.5	968	39.9		-		0.2		-		-		972	40.1	138	5.7	1,110	45.8
4-Year Universities				12,041	2,349	19.5	4,577	38.0		-	86	0.7	88	0.7		-		4,753	39.5	685	5.7	5,438	45.2

NOTES: When a student received more than one award, only the highest award was counted.

TIME PERIOD CONSIDERATIONS:

1. CP Graduates are counted from these graduation dates = '092005', '102005', '112005', '122005', '012006', '022006', '032006', '042006', '052006', so this is essentially though the Spring ter
2. TC Graduates include 1 full academic year plus these graduation dates = '072006', '082006', '092006', '102006', '112006', '122006', so this is through the next Fall term.
3. Associate Graduates include 3 full academic years plus these graduation dates = '072008', '082008', so this includes the next 2 months of July and August.
4. AC Graduates include 4 full academic years plus these graduation dates = '072009', '082009', '092009', '102009', '112009', '122009', so this is through the next Fall term.
5. Baccalaureate Graduates include 6 full academic years plus these graduation dates = '072011', '082011', so this includes the next 2 months of July and August.
6. All counts of less than 10 are not shown due to FERPA

IPEDS/ADHE Graduation Rate Calculation

Cohort Year selected = 2007 and Time Period Covered = AFTER SIX (6) YEARS (from AY2007 thru AY2012) for Four-Year Universities.

#	IT	College	FICE	Cohort	Transfers		Bacc.		Adv. Cert.		Assoc.		Tech. Cert.		Cert. Prof.		Graduates		Retained		Success	
					#	%	#	%	#	%	#	%	#	%	#	%	#	%	#	%	#	%
1	1	ASUJ	001090	1,663	304	18.3	645	38.8		-		0.5		-		-	653	39.3	104	6.3	757	45.5
2	1	ATU	001089	1,435	329	22.9	527	36.7		-	18	1.3	29	2.0	11	0.8	585	40.8	67	4.7	652	45.4
3	1	HSU	001098	588	148	25.2	206	35.0		-		-		-		-	206	35.0	26	4.4	232	39.5
4	1	SAUM	001107	588	115	19.6	193	32.8		-		0.5		-		-	196	33.3	16	2.7	212	36.1
5	1	UAF	001108	2,725	403	14.8	1,636	60.0		-		-		-		-	1,636	60.0	119	4.4	1,755	64.4
6	1	UAFS	001110	802	139	17.3	180	22.4		-	36	4.5		-		-	216	26.9	100	12.5	316	39.4
7	1	UALR	001101	605	147	24.3	113	18.7		-		0.7		-		-	117	19.3	67	11.1	184	30.4
8	1	UAM	001085	633	108	17.1	128	20.2		0.2	20	3.2	19	3.0		0.3	170	26.9	35	5.5	205	32.4
9	1	UAMS	001109			-		-		-		-		-		-		-		-		-
10	1	UAPB	001086	691	83	12.0	191	27.6		-		-		-		-	191	27.6	32	4.6	223	32.3
11	1	UCA	001092	2,352	556	23.6	956	40.6		-		0.2		-		-	960	40.8	104	4.4	1,064	45.2
4-Year Universities				12,082	2,332	19.3	4,775	39.5		-	93	0.8	48	0.4	13	0.1	4,930	40.8	670	5.5	5,600	46.3

NOTES: When a student received more than one award, only the highest award was counted.

TIME PERIOD CONSIDERATIONS:

1. CP Graduates are counted from these graduation dates = '092006', '102006', '112006', '122006', '012007', '022007', '032007', '042007', '052007', so this is essentially through the Spring term.
2. TC Graduates include 1 full academic year plus these graduation dates = '072007', '082007', '092007', '102007', '112007', '122007', so this is through the next Fall term.
3. Associate Graduates include 3 full academic years plus these graduation dates = '072009', '082009', so this includes the next 2 months of July and August.
4. AC Graduates include 4 full academic years plus these graduation dates = '072010', '082010', '092010', '102010', '112010', '122010', so this is through the next Fall term.
5. Baccalaureate Graduates include 6 full academic years plus these graduation dates = '072012', '082012', so this includes the next 2 months of July and August.
6. All counts of less than 10 are not shown due to FERPA

IPEDS/ADHE Graduation Rate Calculation

Cohort Year selected = 2006 and Time Period Covered = AFTER THREE (3) YEARS (from AY2006 thru AY2008) for Two-Year Colleges.

#	IT	College	FICE	Cohort	Transfers		Bacc.		Adv. Cert.		Assoc.		Tech. Cert.		Cert. Prof.		Graduates		Retained		Success	
					#	%	#	%	#	%	#	%	#	%	#	%	#	%	#	%	#	%
1	2	ANC	012860	335	15	4.5		-		-	37	11.0	22	6.6		-	59	17.6	62	18.5	121	36.1
2	2	ASUB	001091	755	104	13.8		-		-	156	20.7	68	9.0	10	1.3	234	31.0	127	16.8	361	47.8
3	2	ASUMH	901090	180	24	13.3		-		-	32	17.8		1.1		1.1	36	20.0	27	15.0	63	35.0
4	2	ASUN	011949	107		5.6		-		-	10	9.3	12	11.2		-	22	20.6	21	19.6	43	40.2
5	2	BRTC	020522	311	32	10.3		-		-	29	9.3	31	10.0		1.6	65	20.9	71	22.8	136	43.7
6	2	CCCUA	022209	100	12	12.0		-		-	17	17.0		1.0		1.0	19	19.0	33	33.0	52	52.0
7	2	CotO	009976	176	28	15.9		-		-	20	11.4	16	9.1		1.1	38	21.6	23	13.1	61	34.7
8	2	EACC	012260	231	19	8.2		-		-	37	16.0		0.4		-	38	16.5	50	21.6	88	38.1
9	2	MSCC	023482	128	12	9.4		-		-	10	7.8		-		-	10	7.8	32	25.0	42	32.8
10	2	NAC	012261	382	56	14.7		-		-	58	15.2	31	8.1		-	89	23.3	48	12.6	137	35.9
11	2	NPCC	012105	286	27	9.4		-		-	27	9.4	12	4.2		-	39	13.6	64	22.4	103	36.0
12	2	NWACC	030633	516	72	14.0		-		-	37	7.2		-		0.2	38	7.4	151	29.3	189	36.6
13	2	OZC	020870	182	15	8.2		-		-	19	10.4		0.5		0.5	21	11.5	35	19.2	56	30.8
14	2	PCCUA	001104	199	31	15.6		-		-	22	11.1		-		-	22	11.1	36	18.1	58	29.1
15	2	PTC	020753	994	100	10.1		-		-	67	6.7	40	4.0		0.8	115	11.6	294	29.6	409	41.1
16	2	RMCC	021111	122	15	12.3		-		-	14	11.5		3.3		-	18	14.8	12	9.8	30	24.6
17	2	SACC	020746	106		6.6		-		-		6.6		5.7		-	13	12.3	29	27.4	42	39.6
18	2	SAUT	007738	144	11	7.6		-		-	19	13.2	37	25.7		1.4	58	40.3	13	9.0	71	49.3
19	2	SEAC	005707	172	11	6.4		-		-	14	8.1		1.7		0.6	18	10.5	42	24.4	60	34.9
20	2	UACCB	020735	142	13	9.2		-		-	14	9.9		1.4		3.5	21	14.8	43	30.3	64	45.1
21	2	UACCH	005732	187	16	8.6		-		-	20	10.7	10	5.3	13	7.0	43	23.0	47	25.1	90	48.1
22	2	UACCM	005245	424	58	13.7		-		-	32	7.5		0.9		0.5	38	9.0	86	20.3	124	29.2
2-Year Colleges				6,179	684	11.1		-		-	698	11.3	303	4.9	53	0.9	1,054	17.1	1,346	21.8	2,400	38.8

NOTES: When a student received more than one award, only the highest award was counted.

TIME PERIOD CONSIDERATIONS:

1. CP Graduates are counted from these graduation dates = '092005', '102005', '112005', '122005', '012006', '022006', '032006', '042006', '052006', so this is essentially through the Spring term.
2. TC Graduates include 1 full academic year plus these graduation dates = '072006', '082006', '092006', '102006', '112006', '122006', so this is through the next Fall term.
3. Associate Graduates include 3 full academic years plus these graduation dates = '072008', '082008', so this includes the next 2 months of July and August.
4. AC Graduates include 4 full academic years plus these graduation dates = '072009', '082009', '092009', '102009', '112009', '122009', so this is through the next Fall term.
5. Baccalaureate Graduates include 6 full academic years plus these graduation dates = '072011', '082011', so this includes the next 2 months of July and August.
6. All student counts of less than 10 are not shown due to FERPA.

IPEDS/ADHE Graduation Rate Calculation

Cohort Year selected = 2007 and Time Period Covered = AFTER THREE (3) YEARS (from AY2007 thru AY2009) for Two-Year Colleges.

#	IT	College	FICE	Cohort	Transfers		Bacc.		Adv. Cert.		Assoc.		Tech. Cert.		Cert. Prof.		Graduates		Retained		Success	
					#	%	#	%	#	%	#	%	#	%	#	%	#	%	#	%	#	%
1	2	ANC	012860	268	20	7.5		-		-	34	12.7	21	7.8		0.7	57	21.3	43	16.0	100	37.3
2	2	ASUB	001091	742	86	11.6		-		-	136	18.3	66	8.9		1.1	210	28.3	122	16.4	332	44.7
3	2	ASUMH	901090	166	22	13.3		-		-	31	18.7		2.4	14	8.4	49	29.5	31	18.7	80	48.2
4	2	ASUN	011949	127	17	13.4		-		-	24	18.9		7.1		-	33	26.0	25	19.7	58	45.7
5	2	BRTC	020522	355	45	12.7		-		-	26	7.3	35	9.9		1.4	66	18.6	71	20.0	137	38.6
6	2	CCCUA	022209	85	11	12.9		-		-		10.6				-		10.6	22	25.9	31	36.5
7	2	CotO	009976	153	31	20.3		-		-	22	14.4		5.9		3.3	36	23.5	25	16.3	61	39.9
8	2	EACC	012260	248	38	15.3		-		-	23	9.3		0.8		-	25	10.1	49	19.8	74	29.8
9	2	MSCC	023482	141	16	11.3		-		-		4.3				-		4.3	35	24.8	41	29.1
10	2	NAC	012261	340	41	12.1		-		-	56	16.5	24	7.1		-	80	23.5	56	16.5	136	40.0
11	2	NPCC	012105	254	18	7.1		-		-	25	9.8	10	3.9		0.8	37	14.6	57	22.4	94	37.0
12	2	NWACC	030633	552	70	12.7		-		-	45	8.2				0.7	49	8.9	169	30.6	218	39.5
13	2	OZC	020870	156	17	10.9		-		-	31	19.9				2.6	35	22.4	28	17.9	63	40.4
14	2	PCCUA	001104	127	10	7.9		-		-	18	14.2		0.8		-	19	15.0	31	24.4	50	39.4
15	2	PTC	020753	832	90	10.8		-		-	68	8.2	36	4.3		1.0	112	13.5	232	27.9	344	41.3
16	2	RMCC	021111	132	20	15.2		-		-	20	15.2		2.3		-	23	17.4	23	17.4	46	34.8
17	2	SACC	020746	99	10	10.1		-		-		4.0		2.0		1.0		7.1	37	37.4	44	44.4
18	2	SAUT	007738	141	10	7.1		-		-	15	10.6	34	24.1	10	7.1	59	41.8	14	9.9	73	51.8
19	2	SEAC	005707	174	16	9.2		-		-	10	5.7		1.1		0.6	13	7.5	55	31.6	68	39.1
20	2	UACCB	020735	163	18	11.0		-		-	28	17.2		0.6		0.6	30	18.4	46	28.2	76	46.6
21	2	UACCH	005732	161	19	11.8		-		-	20	12.4		3.1		3.7	31	19.3	32	19.9	63	39.1
22	2	UACCM	005245	415	64	15.4		-		-	52	12.5		0.2		1.0	57	13.7	66	15.9	123	29.6
2-Year Colleges				5,831	689	11.8		-		-	703	12.1	265	4.5	75	1.3	1,043	17.9	1,269	21.8	2,312	39.7

NOTES: When a student received more than one award, only the highest award was counted.

TIME PERIOD CONSIDERATIONS:

1. CP Graduates are counted from these graduation dates = '092006', '102006', '112006', '122006', '012007', '022007', '032007', '042007', '052007', so this is essentially through the Spring term.
2. TC Graduates include 1 full academic year plus these graduation dates = '072007', '082007', '092007', '102007', '112007', '122007', so this is through the next Fall term.
3. Associate Graduates include 3 full academic years plus these graduation dates = '072009', '082009', so this includes the next 2 months of July and August.
4. AC Graduates include 4 full academic years plus these graduation dates = '072010', '082010', '092010', '102010', '112010', '122010', so this is through the next Fall term.
5. Baccalaureate Graduates include 6 full academic years plus these graduation dates = '072012', '082012', so this includes the next 2 months of July and August.
6. All student counts of less than 10 are not shown due to FERPA.

IPEDS/ADHE Graduation Rate Calculation

Cohort Year selected = 2008 and Time Period Covered = AFTER THREE (3) YEARS (from AY2008 thru AY2010) for Two-Year Colleges.

#	IT	College	FICE	Cohort	Transfers		Bacc.		Adv. Cert.		Assoc.		Tech. Cert.		Cert. Prof.		Graduates		Retained		Success	
					#	%	#	%	#	%	#	%	#	%	#	%	#	%	#	%	#	%
1	2	ANC	012860	286	23	8.0		-		-	35	12.2	24	8.4		-	59	20.6	61	21.3	120	42.0
2	2	ASUB	001091	765	77	10.1		-		-	173	22.6	51	6.7	17	2.2	241	31.5	140	18.3	381	49.8
3	2	ASUMH	901090	193	13	6.7		-		-	46	23.8		1.6	13	6.7	62	32.1	36	18.7	98	50.8
4	2	ASUN	011949	121	16	13.2		-		-	16	13.2	12	9.9		-	28	23.1	21	17.4	49	40.5
5	2	BRTC	020522	435	29	6.7		-		-	69	15.9	54	12.4		1.4	129	29.7	96	22.1	225	51.7
6	2	CCCUA	022209	133	20	15.0		-		-	10	7.5		5.3		3.8	22	16.5	34	25.6	56	42.1
7	2	CotO	009976	155	17	11.0		-		-	21	13.5	19	12.3		1.3	42	27.1	19	12.3	61	39.4
8	2	EACC	012260	247	28	11.3		-		-	25	10.1	11	4.5		-	36	14.6	66	26.7	102	41.3
9	2	MSCC	023482	150	13	8.7		-		-	15	10.0		-		-	15	10.0	40	26.7	55	36.7
10	2	NAC	012261	400	46	11.5		-		-	49	12.3	23	5.8		0.8	75	18.8	89	22.3	164	41.0
11	2	NPCC	012105	307	28	9.1		-		-	32	10.4	25	8.1		0.7	59	19.2	83	27.0	142	46.3
12	2	NWACC	030633	656	80	12.2		-		-	73	11.1		-		0.5	76	11.6	205	31.3	281	42.8
13	2	OZC	020870	214	18	8.4		-		-	29	13.6		0.5		2.8	36	16.8	51	23.8	87	40.7
14	2	PCCUA	001104	122	18	14.8		-		-	19	15.6		4.1		-	24	19.7	22	18.0	46	37.7
15	2	PTC	020753	892	73	8.2		-		-	61	6.8	49	5.5		0.6	115	12.9	286	32.1	401	45.0
16	2	RMCC	021111	115	20	17.4		-		-	16	13.9		1.7		-	18	15.7	15	13.0	33	28.7
17	2	SACC	020746	127	14	11.0		-		-		6.3		0.8		3.1	13	10.2	39	30.7	52	40.9
18	2	SAUT	007738	196	13	6.6		-		-	32	16.3	22	11.2		4.1	62	31.6	27	13.8	89	45.4
19	2	SEAC	005707	215	15	7.0		-		-	14	6.5		0.9		0.9	18	8.4	69	32.1	87	40.5
20	2	UACCB	020735	220	27	12.3		-		-	21	9.5		-	37	16.8	58	26.4	31	14.1	89	40.5
21	2	UACCH	005732	249	15	6.0		-		-	32	12.9		1.6		3.6	45	18.1	54	21.7	99	39.8
22	2	UACCM	005245	483	55	11.4		-		-	87	18.0		0.8		0.4	93	19.3	98	20.3	191	39.5
2-Year Colleges				6,681	658	9.8		-		-	883	13.2	319	4.8	124	1.9	1,326	19.8	1,582	23.7	2,908	43.5

NOTES: When a student received more than one award, only the highest award was counted.

TIME PERIOD CONSIDERATIONS:

1. CP Graduates are counted from these graduation dates = '092007', '102007', '112007', '122007', '012008', '022008', '032008', '042008', '052008', so this is essentially through the Spring term.
2. TC Graduates include 1 full academic year plus these graduation dates = '072008', '082008', '092008', '102008', '112008', '122008', so this is through the next Fall term.
3. Associate Graduates include 3 full academic years plus these graduation dates = '072010', '082010', so this includes the next 2 months of July and August.
4. AC Graduates include 4 full academic years plus these graduation dates = '072011', '082011', '092011', '102011', '112011', '122011', so this is through the next Fall term.
5. Baccalaureate Graduates include 6 full academic years plus these graduation dates = '072013', '082013', so this includes the next 2 months of July and August.
6. All counts of less than 10 are not shown due to FERPA

IPEDS/ADHE Graduation Rate Calculation

Cohort Year selected = 2009 and Time Period Covered = AFTER THREE (3) YEARS (from AY2009 thru AY2011) for Two-Year Colleges.

#	IT	College	FICE	Cohort	Transfers		Bacc.		Adv. Cert.		Assoc.		Tech. Cert.		Cert. Prof.		Graduates		Retained		Success	
					#	%	#	%	#	%	#	%	#	%	#	%	#	%	#	%	#	%
1	2	ANC	012860	245	18	7.3		-		-	39	15.9	20	8.2		-	59	24.1	54	22.0	113	46.1
2	2	ASUB	001091	783	90	11.5		-		-	173	22.1	40	5.1	26	3.3	239	30.5	148	18.9	387	49.4
3	2	ASUMH	901090	233	21	9.0		-		-	57	24.5		1.3	15	6.4	75	32.2	40	17.2	115	49.4
4	2	ASUN	011949	199	16	8.0		-		-	23	11.6	39	19.6		2.0	66	33.2	21	10.6	87	43.7
5	2	BRTC	020522	345	42	12.2		-		-	40	11.6	31	9.0		1.2	75	21.7	77	22.3	152	44.1
6	2	CCCUA	022209	134		5.2		-		-	13	9.7		4.5		6.0	27	20.1	38	28.4	65	48.5
7	2	CotO	009976	163	23	14.1		-		-	30	18.4		4.3		2.5	41	25.2	28	17.2	69	42.3
8	2	EACC	012260	241	24	10.0		-		-	30	12.4	13	5.4		0.4	44	18.3	63	26.1	107	44.4
9	2	MSCC	023482	171	21	12.3		-		-	17	9.9		-		0.6	18	10.5	39	22.8	57	33.3
10	2	NAC	012261	426	35	8.2		-		-	48	11.3	10	2.3		0.7	61	14.3	88	20.7	149	35.0
11	2	NPCC	012105	336	26	7.7		-		-	35	10.4	18	5.4		1.2	57	17.0	91	27.1	148	44.0
12	2	NWACC	030633	668	56	8.4		-		-	74	11.1		-		0.1	75	11.2	222	33.2	297	44.5
13	2	OZC	020870	172	18	10.5		-		-	22	12.8		0.6		1.7	26	15.1	45	26.2	71	41.3
14	2	PCCUA	001104	141	13	9.2		-		-	26	18.4		3.5		-	31	22.0	38	27.0	69	48.9
15	2	PTC	020753	812	59	7.3		-		-	90	11.1	29	3.6		0.5	123	15.1	264	32.5	387	47.7
16	2	RMCC	021111	121	12	9.9		-		-	23	19.0		-		-	23	19.0	17	14.0	40	33.1
17	2	SACC	020746	161	13	8.1		-		-	12	7.5		1.9		1.9	18	11.2	52	32.3	70	43.5
18	2	SAUT	007738	209	25	12.0		-		-	41	19.6	31	14.8	10	4.8	82	39.2	24	11.5	106	50.7
19	2	SEAC	005707	191		3.7		-		-		3.1		0.5	16	8.4	23	12.0	53	27.7	76	39.8
20	2	UACCB	020735	203	39	19.2		-		-	38	18.7		-	18	8.9	56	27.6	33	16.3	89	43.8
21	2	UACCH	005732	166	17	10.2		-		-	19	11.4	14	8.4	17	10.2	50	30.1	40	24.1	90	54.2
22	2	UACCM	005245	473	44	9.3		-		-	96	20.3		0.8		1.1	105	22.2	87	18.4	192	40.6
2-Year Colleges				6,593	626	9.5		-		-	952	14.4	275	4.2	147	2.2	1,374	20.8	1,562	23.7	2,936	44.5

NOTES: When a student received more than one award, only the highest award was counted.

TIME PERIOD CONSIDERATIONS:

1. CP Graduates are counted from these graduation dates = '092008', '102008', '112008', '122008', '012009', '022009', '032009', '042009', '052009', so this is essentially through the Spring term.
2. TC Graduates include 1 full academic year plus these graduation dates = '072009', '082009', '092009', '102009', '112009', '122009', so this is through the next Fall term.
3. Associate Graduates include 3 full academic years plus these graduation dates = '072011', '082011', so this includes the next 2 months of July and August.
4. AC Graduates include 4 full academic years plus these graduation dates = '072012', '082012', '092012', '102012', '112012', '122012', so this is through the next Fall term.
5. Baccalaureate Graduates include 6 full academic years plus these graduation dates = '072014', '082014', so this includes the next 2 months of July and August.
6. All counts of less than 10 are not shown due to FERPA

IPEDS/ADHE Graduation Rate Calculation

Cohort Year selected = 2010 and Time Period Covered = AFTER THREE (3) YEARS (from AY2010 thru AY2012) for Two-Year Colleges.

#	IT	College	FICE	Cohort	Transfers		Bacc.		Adv. Cert.		Assoc.		Tech. Cert.		Cert. Prof.		Graduates		Retained		Success	
					#	%	#	%	#	%	#	%	#	%	#	%	#	%	#	%	#	%
1	2	ANC	012860	357	22	6.2		-		-	36	10.1	18	5.0		1.7	60	16.8	79	22.1	139	38.9
2	2	ASUB	001091	949	108	11.4		-		-	207	21.8	54	5.7	29	3.1	290	30.6	166	17.5	456	48.1
3	2	ASUMH	901090	214	15	7.0		-		-	58	27.1		1.4	25	11.7	86	40.2	33	15.4	119	55.6
4	2	ASUN	011949	257	10	3.9		-		-	32	12.5	38	14.8	12	4.7	82	31.9	31	12.1	113	44.0
5	2	BRTC	020522	496	53	10.7		-		-	62	12.5	35	7.1		1.2	103	20.8	108	21.8	211	42.5
6	2	CCCUA	022209	150	20	13.3		-		-	19	12.7		4.0		4.7	32	21.3	27	18.0	59	39.3
7	2	CotO	009976	133		5.3		-		-	16	12.0	18	13.5		4.5	40	30.1	21	15.8	61	45.9
8	2	EACC	012260	293	37	12.6		-		-	20	6.8	22	7.5		0.3	43	14.7	58	19.8	101	34.5
9	2	MSCC	023482	200	17	8.5		-		-	13	6.5		-		3.5	20	10.0	53	26.5	73	36.5
10	2	NAC	012261	502	58	11.6		-		-	60	12.0	21	4.2		1.4	88	17.5	104	20.7	192	38.2
11	2	NPCC	012105	520	46	8.8		-		-	56	10.8	16	3.1		0.4	74	14.2	138	26.5	212	40.8
12	2	NWACC	030633	797	100	12.5		-		-	94	11.8		-		0.4	97	12.2	252	31.6	349	43.8
13	2	OZC	020870	222	19	8.6		-		-	35	15.8		-		1.8	39	17.6	46	20.7	85	38.3
14	2	PCCUA	001104	216	28	13.0		-		-	28	13.0		2.3		0.5	34	15.7	51	23.6	85	39.4
15	2	PTC	020753	1,091	114	10.4		-		-	90	8.2	30	2.7		0.5	126	11.5	355	32.5	481	44.1
16	2	RMCC	021111	141	11	7.8		-		-	20	14.2		0.7		-	21	14.9	32	22.7	53	37.6
17	2	SACC	020746	146	13	8.9		-		-	13	8.9		1.4		1.4	17	11.6	41	28.1	58	39.7
18	2	SAUT	007738	221	19	8.6		-		-	30	13.6	27	12.2	17	7.7	74	33.5	22	10.0	96	43.4
19	2	SEAC	005707	274	21	7.7		-		-	25	9.1		2.6	27	9.9	59	21.5	45	16.4	104	38.0
20	2	UACCB	020735	294	33	11.2		-		-	46	15.6		-	29	9.9	75	25.5	52	17.7	127	43.2
21	2	UACCH	005732	243	10	4.1		-		-	30	12.3	10	4.1	14	5.8	54	22.2	46	18.9	100	41.2
22	2	UACCM	005245	621	73	11.8		-		-	109	17.6		0.3		1.3	119	19.2	100	16.1	219	35.3
2-Year Colleges				8,337	834	10.0		-		-	1,099	13.2	315	3.8	219	2.6	1,633	19.6	1,860	22.3	3,493	41.9

NOTES: When a student received more than one award, only the highest award was counted.

TIME PERIOD CONSIDERATIONS:

1. CP Graduates are counted from these graduation dates = '092009', '102009', '112009', '122009', '012010', '022010', '032010', '042010', '052010', so this is essentially through the Spring term.
2. TC Graduates include 1 full academic year plus these graduation dates = '072010', '082010', '092010', '102010', '112010', '122010', so this is through the next Fall term.
3. Associate Graduates include 3 full academic years plus these graduation dates = '072012', '082012', so this includes the next 2 months of July and August.
4. AC Graduates include 4 full academic years plus these graduation dates = '072013', '082013', '092013', '102013', '112013', '122013', so this is through the next Fall term.
5. Baccalaureate Graduates include 6 full academic years plus these graduation dates = '072015', '082015', so this includes the next 2 months of July and August.
6. All counts of less than 10 are not shown due to FERPA

IPEDS/ADHE Graduation Rate Calculation: Sorted by Institution

Legend

CY2003 Cohort Year selected = 2003 and Time Period Covered = AFTER SIX (6) YEARS (from AY2003 thru AY2008) for Four-Year Universities.
 CY2004 Cohort Year selected = 2004 and Time Period Covered = AFTER SIX (6) YEARS (from AY2004 thru AY2009) for Four-Year Universities.
 CY2005 Cohort Year selected = 2005 and Time Period Covered = AFTER SIX (6) YEARS (from AY2005 thru AY2010) for Four-Year Universities.
 CY2006 Cohort Year selected = 2006 and Time Period Covered = AFTER SIX (6) YEARS (from AY2006 thru AY2011) for Four-Year Universities.
 CY2007 Cohort Year selected = 2007 and Time Period Covered = AFTER SIX (6) YEARS (from AY2007 thru AY2012) for Four-Year Universities.

Cohort Year	#	IT	College	FICE	Cohort	Transfers		Bacc.		Adv. Cert.		Assoc.		Tech. Cert.		Cert. Prof.		Graduates		Retained		Success	
						#	%	#	%	#	%	#	%	#	%	#	%	#	%	#	%	#	%
CY2003	1	1	ASUJ	001090	1,546	318	20.6	587	38.0	-	-	0.2	-	-	-	-	-	590	38.2	109	7.1	699	45.2
CY2004	1	1	ASUJ	001090	1,433	258	18.0	518	36.1	-	-	0.6	-	-	-	-	-	527	36.8	101	7.0	628	43.8
CY2005	1	1	ASUJ	001090	1,303	248	19.0	427	32.8	-	-	0.3	-	-	-	-	-	431	33.1	98	7.5	529	40.6
CY2006	1	1	ASUJ	001090	1,491	244	16.4	560	37.6	-	-	0.3	-	-	-	-	-	565	37.9	81	5.4	646	43.3
CY2007	1	1	ASUJ	001090	1,663	304	18.3	645	38.8	-	-	0.5	-	-	-	-	-	653	39.3	104	6.3	757	45.5
CY2003	2	1	ATU	001089	1,170	272	23.2	439	37.5	-	-	0.3	-	-	-	-	-	442	37.8	57	4.9	499	42.6
CY2004	2	1	ATU	001089	1,450	288	19.9	536	37.0	-	-	0.6	84	5.8	-	-	-	628	43.3	71	4.9	699	48.2
CY2005	2	1	ATU	001089	1,403	312	22.2	469	33.4	-	-	11	0.8	66	4.7	-	-	546	38.9	85	6.1	631	45.0
CY2006	2	1	ATU	001089	1,460	290	19.9	562	38.5	-	-	0.6	53	3.6	-	-	-	624	42.7	65	4.5	689	47.2
CY2007	2	1	ATU	001089	1,435	329	22.9	527	36.7	-	-	18	1.3	29	2.0	11	0.8	585	40.8	67	4.7	652	45.4
CY2003	3	1	HSU	001098	618	157	25.4	214	34.6	-	-	-	-	-	-	-	-	214	34.6	36	5.8	250	40.5
CY2004	3	1	HSU	001098	534	132	24.7	175	32.8	-	-	-	-	-	-	-	-	175	32.8	31	5.8	206	38.6
CY2005	3	1	HSU	001098	587	143	24.4	186	31.7	-	-	-	-	-	-	-	-	186	31.7	38	6.5	224	38.2
CY2006	3	1	HSU	001098	560	168	30.0	170	30.4	-	-	-	-	-	-	-	-	170	30.4	23	4.1	193	34.5
CY2007	3	1	HSU	001098	588	148	25.2	206	35.0	-	-	-	-	-	-	-	-	206	35.0	26	4.4	232	39.5
CY2003	4	1	SAUM	001107	579	120	20.7	162	28.0	-	-	1.2	-	-	-	-	-	169	29.2	23	4.0	192	33.2
CY2004	4	1	SAUM	001107	544	99	18.2	169	31.1	-	-	0.6	-	-	-	-	-	172	31.6	16	2.9	188	34.6
CY2005	4	1	SAUM	001107	647	112	17.3	205	31.7	-	-	1.1	-	-	-	-	-	212	32.8	23	3.6	235	36.3
CY2006	4	1	SAUM	001107	566	109	19.3	180	31.8	-	-	0.7	-	-	-	-	-	184	32.5	26	4.6	210	37.1
CY2007	4	1	SAUM	001107	588	115	19.6	193	32.8	-	-	0.5	-	-	-	-	-	196	33.3	16	2.7	212	36.1
CY2003	5	1	UAF	001108	2,157	365	16.9	1,209	56.1	-	-	-	-	-	-	-	-	1,209	56.1	117	5.4	1,326	61.5
CY2004	5	1	UAF	001108	2,277	384	16.9	1,313	57.7	-	-	-	-	-	-	-	-	1,313	57.7	128	5.6	1,441	63.3
CY2005	5	1	UAF	001108	2,422	411	17.0	1,371	56.6	-	-	-	-	-	-	-	-	1,371	56.6	100	4.1	1,471	60.7
CY2006	5	1	UAF	001108	2,665	456	17.1	1,550	58.2	-	-	-	-	-	-	-	-	1,550	58.2	125	4.7	1,675	62.9
CY2007	5	1	UAF	001108	2,725	403	14.8	1,636	60.0	-	-	-	-	-	-	-	-	1,636	60.0	119	4.4	1,755	64.4
CY2003	6	1	UAFS	001110	1,040	154	14.8	112	10.8	-	-	78	7.5	0.1	-	0.5	-	196	18.8	127	12.2	323	31.1
CY2004	6	1	UAFS	001110	772	127	16.5	113	14.6	-	-	59	7.6	0.1	-	0.3	-	175	22.7	90	11.7	265	34.3
CY2005	6	1	UAFS	001110	833	145	17.4	120	14.4	-	-	62	7.4	0.2	-	-	-	184	22.1	95	11.4	279	33.5
CY2006	6	1	UAFS	001110	772	128	16.6	138	17.9	-	-	40	5.2	0.3	-	0.3	-	182	23.6	86	11.1	268	34.7
CY2007	6	1	UAFS	001110	802	139	17.3	180	22.4	-	-	36	4.5	-	-	-	-	216	26.9	100	12.5	316	39.4
CY2003	7	1	UALR	001101	739	170	23.0	142	19.2	-	-	0.4	-	-	-	-	-	145	19.6	96	13.0	241	32.6
CY2004	7	1	UALR	001101	691	173	25.0	99	14.3	-	-	0.3	-	-	-	-	-	101	14.6	68	9.8	169	24.5
CY2005	7	1	UALR	001101	761	199	26.1	158	20.8	-	-	0.5	-	-	-	-	-	162	21.3	67	8.8	229	30.1
CY2006	7	1	UALR	001101	762	168	22.0	162	21.3	-	-	0.7	-	-	-	-	-	167	21.9	70	9.2	237	31.1
CY2007	7	1	UALR	001101	605	147	24.3	113	18.7	-	-	0.7	-	-	-	-	-	117	19.3	67	11.1	184	30.4

Cohort Year	#	IT	College	FICE	Cohort	Transfers		Bacc.		Adv. Cert.		Assoc.		Tech. Cert.		Cert. Prof.		Graduates		Retained		Success	
						#	%	#	%	#	%	#	%	#	%	#	%	#	%	#	%	#	%
CY2003	8	1	UAM	001085	528	102	19.3	126	23.9		-		1.3		-		-	133	25.2	37	7.0	170	32.2
CY2004	8	1	UAM	001085	679	130	19.1	130	19.1		-	14	2.1	26	3.8		-	170	25.0	50	7.4	220	32.4
CY2005	8	1	UAM	001085	630	107	17.0	140	22.2		-	12	1.9	12	1.9		-	164	26.0	40	6.3	204	32.4
CY2006	8	1	UAM	001085	627	102	16.3	123	19.6		-	19	3.0	33	5.3		-	175	27.9	33	5.3	208	33.2
CY2007	8	1	UAM	001085	633	108	17.1	128	20.2		0.2	20	3.2	19	3.0		0.3	170	26.9	35	5.5	205	32.4
CY2003	9	1	UAMS	001109	UAMS has no graduation rate as they have no first-time entering students.																		
CY2004	9	1	UAMS	001109																			
CY2005	9	1	UAMS	001109																			
CY2006	9	1	UAMS	001109																			
CY2007	9	1	UAMS	001109																			
CY2003	10	1	UAPB	001086	718	106	14.8	199	27.7		-		-		-		-	199	27.7	58	8.1	257	35.8
CY2004	10	1	UAPB	001086	733	94	12.8	183	25.0		-		-		-		-	183	25.0	60	8.2	243	33.2
CY2005	10	1	UAPB	001086	694	101	14.6	167	24.1		-		-		-		-	167	24.1	44	6.3	211	30.4
CY2006	10	1	UAPB	001086	714	114	16.0	164	23.0		-		-		-		-	164	23.0	38	5.3	202	28.3
CY2007	10	1	UAPB	001086	691	83	12.0	191	27.6		-		-		-		-	191	27.6	32	4.6	223	32.3
CY2003	11	1	UCA	001092	1,766	479	27.1	724	41.0		-		0.1		-		-	725	41.1	92	5.2	817	46.3
CY2004	11	1	UCA	001092	2,414	671	27.8	988	40.9		-		0.1		-		-	990	41.0	112	4.6	1,102	45.7
CY2005	11	1	UCA	001092	2,216	550	24.8	937	42.3		-		0.3		-		-	943	42.6	114	5.1	1,057	47.7
CY2006	11	1	UCA	001092	2,424	570	23.5	968	39.9		-		0.2		-		-	972	40.1	138	5.7	1,110	45.8
CY2007	11	1	UCA	001092	2,352	556	23.6	956	40.6		-		0.2		-		-	960	40.8	104	4.4	1,064	45.2
CY2003	4-Year Universities				10,861	2,243	20.7	3,914	36.0		-	102	0.9		-		-	4,022	37.0	752	6.9	4,774	44.0
CY2004	4-Year Universities				11,527	2,356	20.4	4,224	36.6		-	97	0.8	111	1.0		-	4,434	38.5	727	6.3	5,161	44.8
CY2005	4-Year Universities				11,496	2,328	20.3	4,180	36.4		-	106	0.9	80	0.7		-	4,366	38.0	704	6.1	5,070	44.1
CY2006	4-Year Universities				12,041	2,349	19.5	4,577	38.0		-	86	0.7	88	0.7		-	4,753	39.5	685	5.7	5,438	45.2
CY2007	4-Year Universities				12,082	2,332	19.3	4,775	39.5		-	93	0.8	48	0.4	13	0.1	4,930	40.8	670	5.5	5,600	46.3

NOTE: Counts of less than 10 are not shown due to FERPA.

IPEDS/ADHE Graduation Rate Calculation: Sorted by Institution

Legend

CY2006 Cohort Year selected = 2006 and Time Period Covered = AFTER THREE (3) YEARS (from AY2006 thru AY2008) for Two-Year Colleges.
 CY2007 Cohort Year selected = 2007 and Time Period Covered = AFTER THREE (3) YEARS (from AY2007 thru AY2009) for Two-Year Colleges.
 CY2008 Cohort Year selected = 2008 and Time Period Covered = AFTER THREE (3) YEARS (from AY2008 thru AY2010) for Two-Year Colleges.
 CY2009 Cohort Year selected = 2009 and Time Period Covered = AFTER THREE (3) YEARS (from AY2009 thru AY2011) for Two-Year Colleges.
 CY2010 Cohort Year selected = 2010 and Time Period Covered = AFTER THREE (3) YEARS (from AY2010 thru AY2012) for Two-Year Colleges.

Cohort Year	#	IT	College	FICE	Cohort	Transfers		Bacc.		Adv. Cert.		Assoc.		Tech. Cert.		Cert. Prof.		Graduates		Retained		Success	
						#	%	#	%	#	%	#	%	#	%	#	%	#	%	#	%	#	%
CY2006	1	2	ANC	012860	335	15	4.5		-		-	37	11.0	22	6.6		-	59	17.6	62	18.5	121	36.1
CY2007	1	2	ANC	012860	268	20	7.5		-		-	34	12.7	21	7.8		0.7	57	21.3	43	16.0	100	37.3
CY2008	1	2	ANC	012860	286	23	8.0		-		-	35	12.2	24	8.4		-	59	20.6	61	21.3	120	42.0
CY2009	1	2	ANC	012860	245	18	7.3		-		-	39	15.9	20	8.2		-	59	24.1	54	22.0	113	46.1
CY2010	1	2	ANC	012860	357	22	6.2		-		-	36	10.1	18	5.0		1.7	60	16.8	79	22.1	139	38.9
CY2006	2	2	ASUB	001091	755	104	13.8		-		-	156	20.7	68	9.0	10	1.3	234	31.0	127	16.8	361	47.8
CY2007	2	2	ASUB	001091	742	86	11.6		-		-	136	18.3	66	8.9		1.1	210	28.3	122	16.4	332	44.7
CY2008	2	2	ASUB	001091	765	77	10.1		-		-	173	22.6	51	6.7	17	2.2	241	31.5	140	18.3	381	49.8
CY2009	2	2	ASUB	001091	783	90	11.5		-		-	173	22.1	40	5.1	26	3.3	239	30.5	148	18.9	387	49.4
CY2010	2	2	ASUB	001091	949	108	11.4		-		-	207	21.8	54	5.7	29	3.1	290	30.6	166	17.5	456	48.1
CY2006	3	2	ASUMH	901090	180	24	13.3		-		-	32	17.8		1.1		1.1	36	20.0	27	15.0	63	35.0
CY2007	3	2	ASUMH	901090	166	22	13.3		-		-	31	18.7		2.4	14	8.4	49	29.5	31	18.7	80	48.2
CY2008	3	2	ASUMH	901090	193	13	6.7		-		-	46	23.8		1.6	13	6.7	62	32.1	36	18.7	98	50.8
CY2009	3	2	ASUMH	901090	233	21	9.0		-		-	57	24.5		1.3	15	6.4	75	32.2	40	17.2	115	49.4
CY2010	3	2	ASUMH	901090	214	15	7.0		-		-	58	27.1		1.4	25	11.7	86	40.2	33	15.4	119	55.6
CY2006	4	2	ASUN	011949	107		5.6		-		-	10	9.3	12	11.2		-	22	20.6	21	19.6	43	40.2
CY2007	4	2	ASUN	011949	127	17	13.4		-		-	24	18.9		7.1		-	33	26.0	25	19.7	58	45.7
CY2008	4	2	ASUN	011949	121	16	13.2		-		-	16	13.2	12	9.9		-	28	23.1	21	17.4	49	40.5
CY2009	4	2	ASUN	011949	199	16	8.0		-		-	23	11.6	39	19.6		2.0	66	33.2	21	10.6	87	43.7
CY2010	4	2	ASUN	011949	257	10	3.9		-		-	32	12.5	38	14.8	12	4.7	82	31.9	31	12.1	113	44.0
CY2006	5	2	BRTC	020522	311	32	10.3		-		-	29	9.3	31	10.0		1.6	65	20.9	71	22.8	136	43.7
CY2007	5	2	BRTC	020522	355	45	12.7		-		-	26	7.3	35	9.9		1.4	66	18.6	71	20.0	137	38.6
CY2008	5	2	BRTC	020522	435	29	6.7		-		-	69	15.9	54	12.4		1.4	129	29.7	96	22.1	225	51.7
CY2009	5	2	BRTC	020522	345	42	12.2		-		-	40	11.6	31	9.0		1.2	75	21.7	77	22.3	152	44.1
CY2010	5	2	BRTC	020522	496	53	10.7		-		-	62	12.5	35	7.1		1.2	103	20.8	108	21.8	211	42.5
CY2006	6	2	CCCUA	022209	100	12	12.0		-		-	17	17.0		1.0		1.0	19	19.0	33	33.0	52	52.0
CY2007	6	2	CCCUA	022209	85	11	12.9		-		-		10.6		-		-		10.6	22	25.9	31	36.5
CY2008	6	2	CCCUA	022209	133	20	15.0		-		-	10	7.5		5.3		3.8	22	16.5	34	25.6	56	42.1
CY2009	6	2	CCCUA	022209	134		5.2		-		-	13	9.7		4.5		6.0	27	20.1	38	28.4	65	48.5
CY2010	6	2	CCCUA	022209	150	20	13.3		-		-	19	12.7		4.0		4.7	32	21.3	27	18.0	59	39.3
CY2006	7	2	CotO	009976	176	28	15.9		-		-	20	11.4	16	9.1		1.1	38	21.6	23	13.1	61	34.7
CY2007	7	2	CotO	009976	153	31	20.3		-		-	22	14.4		5.9		3.3	36	23.5	25	16.3	61	39.9
CY2008	7	2	CotO	009976	155	17	11.0		-		-	21	13.5	19	12.3		1.3	42	27.1	19	12.3	61	39.4
CY2009	7	2	CotO	009976	163	23	14.1		-		-	30	18.4		4.3		2.5	41	25.2	28	17.2	69	42.3
CY2010	7	2	CotO	009976	133		5.3		-		-	16	12.0	18	13.5		4.5	40	30.1	21	15.8	61	45.9

Cohort Year	#	IT	College	FICE	Cohort	Transfers		Bacc.		Adv. Cert.		Assoc.		Tech. Cert.		Cert. Prof.		Graduates		Retained		Success	
						#	%	#	%	#	%	#	%	#	%	#	%	#	%	#	%	#	%
CY2006	8	2	EACC	012260	231	19	8.2	-	-	-	-	37	16.0		0.4	-	-	38	16.5	50	21.6	88	38.1
CY2007	8	2	EACC	012260	248	38	15.3	-	-	-	-	23	9.3		0.8	-	-	25	10.1	49	19.8	74	29.8
CY2008	8	2	EACC	012260	247	28	11.3	-	-	-	-	25	10.1	11	4.5	-	-	36	14.6	66	26.7	102	41.3
CY2009	8	2	EACC	012260	241	24	10.0	-	-	-	-	30	12.4	13	5.4	0.4	-	44	18.3	63	26.1	107	44.4
CY2010	8	2	EACC	012260	293	37	12.6	-	-	-	-	20	6.8	22	7.5	0.3	-	43	14.7	58	19.8	101	34.5
CY2006	9	2	MSCC	023482	128	12	9.4	-	-	-	-	10	7.8		-	-	-	10	7.8	32	25.0	42	32.8
CY2007	9	2	MSCC	023482	141	16	11.3	-	-	-	-		4.3		-	-	-		4.3	35	24.8	41	29.1
CY2008	9	2	MSCC	023482	150	13	8.7	-	-	-	-	15	10.0		-	-	-	15	10.0	40	26.7	55	36.7
CY2009	9	2	MSCC	023482	171	21	12.3	-	-	-	-	17	9.9		-	0.6	-	18	10.5	39	22.8	57	33.3
CY2010	9	2	MSCC	023482	200	17	8.5	-	-	-	-	13	6.5		-	3.5	-	20	10.0	53	26.5	73	36.5
CY2006	10	2	NAC	012261	382	56	14.7	-	-	-	-	58	15.2	31	8.1	-	-	89	23.3	48	12.6	137	35.9
CY2007	10	2	NAC	012261	340	41	12.1	-	-	-	-	56	16.5	24	7.1	-	-	80	23.5	56	16.5	136	40.0
CY2008	10	2	NAC	012261	400	46	11.5	-	-	-	-	49	12.3	23	5.8	0.8	-	75	18.8	89	22.3	164	41.0
CY2009	10	2	NAC	012261	426	35	8.2	-	-	-	-	48	11.3	10	2.3	0.7	-	61	14.3	88	20.7	149	35.0
CY2010	10	2	NAC	012261	502	58	11.6	-	-	-	-	60	12.0	21	4.2	1.4	-	88	17.5	104	20.7	192	38.2
CY2006	11	2	NPCC	012105	286	27	9.4	-	-	-	-	27	9.4	12	4.2	-	-	39	13.6	64	22.4	103	36.0
CY2007	11	2	NPCC	012105	254	18	7.1	-	-	-	-	25	9.8	10	3.9	0.8	-	37	14.6	57	22.4	94	37.0
CY2008	11	2	NPCC	012105	307	28	9.1	-	-	-	-	32	10.4	25	8.1	0.7	-	59	19.2	83	27.0	142	46.3
CY2009	11	2	NPCC	012105	336	26	7.7	-	-	-	-	35	10.4	18	5.4	1.2	-	57	17.0	91	27.1	148	44.0
CY2010	11	2	NPCC	012105	520	46	8.8	-	-	-	-	56	10.8	16	3.1	0.4	-	74	14.2	138	26.5	212	40.8
CY2006	12	2	NWACC	030633	516	72	14.0	-	-	-	-	37	7.2		-	0.2	-	38	7.4	151	29.3	189	36.6
CY2007	12	2	NWACC	030633	552	70	12.7	-	-	-	-	45	8.2		-	0.7	-	49	8.9	169	30.6	218	39.5
CY2008	12	2	NWACC	030633	656	80	12.2	-	-	-	-	73	11.1		-	0.5	-	76	11.6	205	31.3	281	42.8
CY2009	12	2	NWACC	030633	668	56	8.4	-	-	-	-	74	11.1		-	0.1	-	75	11.2	222	33.2	297	44.5
CY2010	12	2	NWACC	030633	797	100	12.5	-	-	-	-	94	11.8		-	0.4	-	97	12.2	252	31.6	349	43.8
CY2006	13	2	OZC	020870	182	15	8.2	-	-	-	-	19	10.4		0.5	0.5	-	21	11.5	35	19.2	56	30.8
CY2007	13	2	OZC	020870	156	17	10.9	-	-	-	-	31	19.9		-	2.6	-	35	22.4	28	17.9	63	40.4
CY2008	13	2	OZC	020870	214	18	8.4	-	-	-	-	29	13.6		0.5	2.8	-	36	16.8	51	23.8	87	40.7
CY2009	13	2	OZC	020870	172	18	10.5	-	-	-	-	22	12.8		0.6	1.7	-	26	15.1	45	26.2	71	41.3
CY2010	13	2	OZC	020870	222	19	8.6	-	-	-	-	35	15.8		-	1.8	-	39	17.6	46	20.7	85	38.3
CY2006	14	2	PCCUA	001104	199	31	15.6	-	-	-	-	22	11.1		-	-	-	22	11.1	36	18.1	58	29.1
CY2007	14	2	PCCUA	001104	127	10	7.9	-	-	-	-	18	14.2		0.8	-	-	19	15.0	31	24.4	50	39.4
CY2008	14	2	PCCUA	001104	122	18	14.8	-	-	-	-	19	15.6		4.1	-	-	24	19.7	22	18.0	46	37.7
CY2009	14	2	PCCUA	001104	141	13	9.2	-	-	-	-	26	18.4		3.5	-	-	31	22.0	38	27.0	69	48.9
CY2010	14	2	PCCUA	001104	216	28	13.0	-	-	-	-	28	13.0		2.3	0.5	-	34	15.7	51	23.6	85	39.4
CY2006	15	2	PTC	020753	994	100	10.1	-	-	-	-	67	6.7	40	4.0	0.8	-	115	11.6	294	29.6	409	41.1
CY2007	15	2	PTC	020753	832	90	10.8	-	-	-	-	68	8.2	36	4.3	1.0	-	112	13.5	232	27.9	344	41.3
CY2008	15	2	PTC	020753	892	73	8.2	-	-	-	-	61	6.8	49	5.5	0.6	-	115	12.9	286	32.1	401	45.0
CY2009	15	2	PTC	020753	812	59	7.3	-	-	-	-	90	11.1	29	3.6	0.5	-	123	15.1	264	32.5	387	47.7
CY2010	15	2	PTC	020753	1,091	114	10.4	-	-	-	-	90	8.2	30	2.7	0.5	-	126	11.5	355	32.5	481	44.1
CY2006	16	2	RMCC	021111	122	15	12.3	-	-	-	-	14	11.5		3.3	-	-	18	14.8	12	9.8	30	24.6
CY2007	16	2	RMCC	021111	132	20	15.2	-	-	-	-	20	15.2		2.3	-	-	23	17.4	23	17.4	46	34.8
CY2008	16	2	RMCC	021111	115	20	17.4	-	-	-	-	16	13.9		1.7	-	-	18	15.7	15	13.0	33	28.7
CY2009	16	2	RMCC	021111	121	12	9.9	-	-	-	-	23	19.0		-	-	-	23	19.0	17	14.0	40	33.1
CY2010	16	2	RMCC	021111	141	11	7.8	-	-	-	-	20	14.2		0.7	-	-	21	14.9	32	22.7	53	37.6

Cohort Year	#	IT	College	FICE	Cohort	Transfers		Bacc.		Adv. Cert.		Assoc.		Tech. Cert.		Cert. Prof.		Graduates		Retained		Success		
						#	%	#	%	#	%	#	%	#	%	#	%	#	%	#	%	#	%	#
CY2006	17	2	SACC	020746	106		6.6		-		-		6.6		5.7		-		13	12.3	29	27.4	42	39.6
CY2007	17	2	SACC	020746	99	10	10.1		-		-		4.0		2.0		1.0			7.1	37	37.4	44	44.4
CY2008	17	2	SACC	020746	127	14	11.0		-		-		6.3		0.8		3.1		13	10.2	39	30.7	52	40.9
CY2009	17	2	SACC	020746	161	13	8.1		-		-	12	7.5		1.9		1.9		18	11.2	52	32.3	70	43.5
CY2010	17	2	SACC	020746	146	13	8.9		-		-	13	8.9		1.4		1.4		17	11.6	41	28.1	58	39.7
CY2006	18	2	SAUT	007738	144	11	7.6		-		-	19	13.2	37	25.7		1.4		58	40.3	13	9.0	71	49.3
CY2007	18	2	SAUT	007738	141	10	7.1		-		-	15	10.6	34	24.1	10	7.1		59	41.8	14	9.9	73	51.8
CY2008	18	2	SAUT	007738	196	13	6.6		-		-	32	16.3	22	11.2		4.1		62	31.6	27	13.8	89	45.4
CY2009	18	2	SAUT	007738	209	25	12.0		-		-	41	19.6	31	14.8	10	4.8		82	39.2	24	11.5	106	50.7
CY2010	18	2	SAUT	007738	221	19	8.6		-		-	30	13.6	27	12.2	17	7.7		74	33.5	22	10.0	96	43.4
CY2006	19	2	SEAC	005707	172	11	6.4		-		-	14	8.1		1.7		0.6		18	10.5	42	24.4	60	34.9
CY2007	19	2	SEAC	005707	174	16	9.2		-		-	10	5.7		1.1		0.6		13	7.5	55	31.6	68	39.1
CY2008	19	2	SEAC	005707	215	15	7.0		-		-	14	6.5		0.9		0.9		18	8.4	69	32.1	87	40.5
CY2009	19	2	SEAC	005707	191		3.7		-		-		3.1		0.5	16	8.4		23	12.0	53	27.7	76	39.8
CY2010	19	2	SEAC	005707	274	21	7.7		-		-	25	9.1		2.6	27	9.9		59	21.5	45	16.4	104	38.0
CY2006	20	2	UACCB	020735	142	13	9.2		-		-	14	9.9		1.4		3.5		21	14.8	43	30.3	64	45.1
CY2007	20	2	UACCB	020735	163	18	11.0		-		-	28	17.2		0.6		0.6		30	18.4	46	28.2	76	46.6
CY2008	20	2	UACCB	020735	220	27	12.3		-		-	21	9.5		-	37	16.8		58	26.4	31	14.1	89	40.5
CY2009	20	2	UACCB	020735	203	39	19.2		-		-	38	18.7		-	18	8.9		56	27.6	33	16.3	89	43.8
CY2010	20	2	UACCB	020735	294	33	11.2		-		-	46	15.6		-	29	9.9		75	25.5	52	17.7	127	43.2
CY2006	21	2	UACCH	005732	187	16	8.6		-		-	20	10.7	10	5.3	13	7.0		43	23.0	47	25.1	90	48.1
CY2007	21	2	UACCH	005732	161	19	11.8		-		-	20	12.4		3.1		3.7		31	19.3	32	19.9	63	39.1
CY2008	21	2	UACCH	005732	249	15	6.0		-		-	32	12.9		1.6		3.6		45	18.1	54	21.7	99	39.8
CY2009	21	2	UACCH	005732	166	17	10.2		-		-	19	11.4	14	8.4	17	10.2		50	30.1	40	24.1	90	54.2
CY2010	21	2	UACCH	005732	243	10	4.1		-		-	30	12.3	10	4.1	14	5.8		54	22.2	46	18.9	100	41.2
CY2006	22	2	UACCM	005245	424	58	13.7		-		-	32	7.5		0.9		0.5		38	9.0	86	20.3	124	29.2
CY2007	22	2	UACCM	005245	415	64	15.4		-		-	52	12.5		0.2		1.0		57	13.7	66	15.9	123	29.6
CY2008	22	2	UACCM	005245	483	55	11.4		-		-	87	18.0		0.8		0.4		93	19.3	98	20.3	191	39.5
CY2009	22	2	UACCM	005245	473	44	9.3		-		-	96	20.3		0.8		1.1		105	22.2	87	18.4	192	40.6
CY2010	22	2	UACCM	005245	621	73	11.8		-		-	109	17.6		0.3		1.3		119	19.2	100	16.1	219	35.3
CY2006	2-Year Colleges				6,179	684	11.1		-		-	698	11.3	303	4.9	53	0.9	1,054	17.1	1,346	21.8	2,400	38.8	
CY2007	2-Year Colleges				5,831	689	11.8		-		-	703	12.1	265	4.5	75	1.3	1,043	17.9	1,269	21.8	2,312	39.7	
CY2008	2-Year Colleges				6,681	658	9.8		-		-	883	13.2	319	4.8	124	1.9	1,326	19.8	1,582	23.7	2,908	43.5	
CY2009	2-Year Colleges				6,593	626	9.5		-		-	952	14.4	275	4.2	147	2.2	1,374	20.8	1,562	23.7	2,936	44.5	
CY2010	2-Year Colleges				8,337	834	10.0		-		-	1,099	13.2	315	3.8	219	2.6	1,633	19.6	1,860	22.3	3,493	41.9	

NOTE: Counts of less than 10 are not shown due to FERPA.

IPEDS/ADHE Graduation Rate Calculation by GENDER

Cohort Year selected = 2003 and Time Period Covered = AFTER SIX (6) YEARS (from AY2003 thru AY2008) for Four-Year Universities for Males.

#	IT	College	FICE	Cohort	Transfers		Bacc.		Adv. Cert.		Assoc.		Tech. Cert.		Cert. Prof.		Graduates		Retained		Success	
					#	%	#	%	#	%	#	%	#	%	#	%	#	%	#	%	#	%
1	1	ASUJ	001090	731	141	19.3	246	33.7		-		-		-		-	246	33.7	51	7.0	297	40.6
2	1	ATU	001089	546	130	23.8	182	33.3		-	0.4			-		-	184	33.7	28	5.1	212	38.8
3	1	HSU	001098	278	65	23.4	84	30.2		-				-		-	84	30.2	18	6.5	102	36.7
4	1	SAUM	001107	273	53	19.4	56	20.5		-				-		-	56	20.5	15	5.5	71	26.0
5	1	UAF	001108	1,045	165	15.8	568	54.4		-				-		-	568	54.4	77	7.4	645	61.7
6	1	UAFS	001110	433	83	19.2	26	6.0		-	35	8.1		0.2		1.2	67	15.5	48	11.1	115	26.6
7	1	UALR	001101	283	51	18.0	46	16.3		-		0.7					48	17.0	41	14.5	89	31.4
8	1	UAM	001085	233	56	24.0	50	21.5		-		0.9					52	22.3	14	6.0	66	28.3
9	1	UAMS	001109			-		-		-												
10	1	UAPB	001086	358	46	12.8	69	19.3		-							69	19.3	23	6.4	92	25.7
11	1	UCA	001092	704	194	27.6	243	34.5		-		0.1					244	34.7	46	6.5	290	41.2
4-Year Universities				4,884	984	20.1	1,570	32.1		-	42	0.9				0.1	1,618	33.1	361	7.4	1,979	40.5

NOTES: When a student received more than one award, only the highest award was counted.

TIME PERIOD CONSIDERATIONS:

1. CP Graduates are counted from these graduation dates = '092002', '102002', '112002', '122002', '012003', '022003', '032003', '042003', '052003', so this is essentially through the Spring term.
2. TC Graduates include 1 full academic year plus these graduation dates = '072003', '082003', '092003', '102003', '112003', '122003', so this is through the next Fall term.
3. Associate Graduates include 3 full academic years plus these graduation dates = '072005', '082005', so this includes the next 2 months of July and August.
4. AC Graduates include 4 full academic years plus these graduation dates = '072006', '082006', '092006', '102006', '112006', '122006', so this is through the next Fall term.
5. Baccalaureate Graduates include 6 full academic years plus these graduation dates = '072008', '082008', so this includes the next 2 months of July and August.
6. All student counts of less than 10 are not shown due to FERPA.

IPEDS/ADHE Graduation Rate Calculation by GENDER

Cohort Year selected = 2004 and Time Period Covered = AFTER SIX (6) YEARS (from AY2004 thru AY2009) for Four-Year Universities for Males.

#	IT	College	FICE	Cohort	Transfers		Bacc.		Adv. Cert.		Assoc.		Tech. Cert.		Cert. Prof.		Graduates		Retained		Success	
					#	%	#	%	#	%	#	%	#	%	#	%	#	%	#	%	#	%
1	1	ASUJ	001090	631	119	18.9	200	31.7		-	0.6			-		-	204	32.3	50	7.9	254	40.3
2	1	ATU	001089	726	146	20.1	253	34.8		-	0.3		51	7.0			306	42.1	34	4.7	340	46.8
3	1	HSU	001098	260	58	22.3	82	31.5		-				-		-	82	31.5	20	7.7	102	39.2
4	1	SAUM	001107	258	40	15.5	81	31.4		-				-		-	81	31.4		3.5	90	34.9
5	1	UAF	001108	1,100	185	16.8	598	54.4		-				-		-	598	54.4	85	7.7	683	62.1
6	1	UAFS	001110	356	68	19.1	33	9.3		-	24	6.7				0.6	59	16.6	45	12.6	104	29.2
7	1	UALR	001101	286	60	21.0	40	14.0		-		0.3					41	14.3	36	12.6	77	26.9
8	1	UAM	001085	307	65	21.2	58	18.9		-		2.0		2.9			73	23.8	15	4.9	88	28.7
9	1	UAMS	001109			-		-		-												
10	1	UAPB	001086	399	34	8.5	73	18.3		-							73	18.3	35	8.8	108	27.1
11	1	UCA	001092	964	271	28.1	351	36.4		-		0.1					352	36.5	47	4.9	399	41.4
4-Year Universities				5,287	1,046	19.8	1,769	33.5		-	38	0.7	60	1.1			1,869	35.4	376	7.1	2,245	42.5

NOTES: When a student received more than one award, only the highest award was counted.

TIME PERIOD CONSIDERATIONS:

1. CP Graduates are counted from these graduation dates = '092003', '102003', '112003', '122003', '012004', '022004', '032004', '042004', '052004', so this is essentially through the Spring term.
2. TC Graduates include 1 full academic year plus these graduation dates = '072004', '082004', '092004', '102004', '112004', '122004', so this is through the next Fall term.
3. Associate Graduates include 3 full academic years plus these graduation dates = '072006', '082006', so this includes the next 2 months of July and August.
4. AC Graduates include 4 full academic years plus these graduation dates = '072007', '082007', '092007', '102007', '112007', '122007', so this is through the next Fall term.
5. Baccalaureate Graduates include 6 full academic years plus these graduation dates = '072009', '082009', so this includes the next 2 months of July and August.
6. All student counts of less than 10 are not shown due to FERPA.

IPEDS/ADHE Graduation Rate Calculation by GENDER

Cohort Year selected = 2005 and Time Period Covered = AFTER SIX (6) YEARS (from AY2005 thru AY2010) for Four-Year Universities for Males.

#	IT	College	FICE	Cohort	Transfers		Bacc.		Adv. Cert.		Assoc.		Tech. Cert.		Cert. Prof.		Graduates		Retained		Success	
					#	%	#	%	#	%	#	%	#	%	#	%	#	%	#	%	#	%
1	1	ASUJ	001090	552	86	15.6	172	31.2		-		0.4		-		-	174	31.5	46	8.3	220	39.9
2	1	ATU	001089	671	144	21.5	210	31.3		-		0.6	38	5.7		-	252	37.6	45	6.7	297	44.3
3	1	HSU	001098	277	58	20.9	76	27.4		-		-		-		-	76	27.4	19	6.9	95	34.3
4	1	SAUM	001107	325	48	14.8	91	28.0		-		-		-		-	91	28.0	14	4.3	105	32.3
5	1	UAF	001108	1,201	207	17.2	634	52.8		-		-		-		-	634	52.8	64	5.3	698	58.1
6	1	UAFS	001110	361	71	19.7	35	9.7		-	20	5.5		0.3		-	56	15.5	45	12.5	101	28.0
7	1	UALR	001101	309	79	25.6	55	17.8		-		0.3		-		-	56	18.1	33	10.7	89	28.8
8	1	UAM	001085	302	54	17.9	63	20.9		-		0.7		0.7		-	67	22.2	17	5.6	84	27.8
9	1	UAMS	001109			-		-		-		-		-		-		-				-
10	1	UAPB	001086	332	38	11.4	56	16.9		-		-		-		-	56	16.9	22	6.6	78	23.5
11	1	UCA	001092	903	234	25.9	312	34.6		-		-		-		-	312	34.6	55	6.1	367	40.6
4-Year Universities				5,233	1,019	19.5	1,704	32.6		-	29	0.6	41	0.8		-	1,774	33.9	360	6.9	2,134	40.8

NOTES: When a student received more than one award, only the highest award was counted.

TIME PERIOD CONSIDERATIONS:

1. CP Graduates are counted from these graduation dates = '092004', '102004', '112004', '122004', '012005', '022005', '032005', '042005', '052005', so this is essentially though the Spring term.
2. TC Graduates include 1 full academic year plus these graduation dates = '072005', '082005', '092005', '102005', '112005', '122005', so this is through the next Fall term.
3. Associate Graduates include 3 full academic years plus these graduation dates = '072007', '082007', so this includes the next 2 months of July and August.
4. AC Graduates include 4 full academic years plus these graduation dates = '072008', '082008', '092008', '102008', '112008', '122008', so this is through the next Fall term.
5. Baccalaureate Graduates include 6 full academic years plus these graduation dates = '072010', '082010', so this includes the next 2 months of July and August.
6. All student counts of less than 10 are not shown due to FERPA.

IPEDS/ADHE Graduation Rate Calculation by GENDER

Cohort Year selected = 2006 and Time Period Covered = AFTER SIX (6) YEARS (from AY2006 thru AY2011) for Four-Year Universities for Males.

#	IT	College	FICE	Cohort	Transfers		Bacc.		Adv. Cert.		Assoc.		Tech. Cert.		Cert. Prof.		Graduates		Retained		Success	
					#	%	#	%	#	%	#	%	#	%	#	%	#	%	#	%	#	%
1	1	ASUJ	001090	664	100	15.1	242	36.4		-		-		-		-	242	36.4	35	5.3	277	41.7
2	1	ATU	001089	745	149	20.0	272	36.5		-		0.7	37	5.0		-	314	42.1	32	4.3	346	46.4
3	1	HSU	001098	258	75	29.1	62	24.0		-		-		-		-	62	24.0	13	5.0	75	29.1
4	1	SAUM	001107	286	43	15.0	79	27.6		-		0.7		-		-	81	28.3	17	5.9	98	34.3
5	1	UAF	001108	1,341	223	16.6	727	54.2		-		-		-		-	727	54.2	87	6.5	814	60.7
6	1	UAFS	001110	369	73	19.8	46	12.5		-	21	5.7		0.5		0.5	71	19.2	43	11.7	114	30.9
7	1	UALR	001101	317	59	18.6	62	19.6		-		0.3		-		-	63	19.9	39	12.3	102	32.2
8	1	UAM	001085	290	50	17.2	55	19.0		-		2.1		2.4		-	68	23.4	15	5.2	83	28.6
9	1	UAMS	001109			-		-		-		-		-		-		-				-
10	1	UAPB	001086	365	51	14.0	66	18.1		-		-		-		-	66	18.1	20	5.5	86	23.6
11	1	UCA	001092	1,049	246	23.5	341	32.5		-		-		-		-	341	32.5	79	7.5	420	40.0
4-Year Universities				5,684	1,069	18.8	1,952	34.3		-	35	0.6	46	0.8		-	2,035	35.8	380	6.7	2,415	42.5

NOTES: When a student received more than one award, only the highest award was counted.

TIME PERIOD CONSIDERATIONS:

1. CP Graduates are counted from these graduation dates = '092005', '102005', '112005', '122005', '012006', '022006', '032006', '042006', '052006', so this is essentially though the Spring term.
2. TC Graduates include 1 full academic year plus these graduation dates = '072006', '082006', '092006', '102006', '112006', '122006', so this is through the next Fall term.
3. Associate Graduates include 3 full academic years plus these graduation dates = '072008', '082008', so this includes the next 2 months of July and August.
4. AC Graduates include 4 full academic years plus these graduation dates = '072009', '082009', '092009', '102009', '112009', '122009', so this is through the next Fall term.
5. Baccalaureate Graduates include 6 full academic years plus these graduation dates = '072011', '082011', so this includes the next 2 months of July and August.
6. All counts of less than 10 are not shown due to FERPA.

IPEDS/ADHE Graduation Rate Calculation by GENDER

Cohort Year selected = 2007 and Time Period Covered = AFTER SIX (6) YEARS (from AY2007 thru AY2012) for Four-Year Universities for Males.

#	IT	College	FICE	Cohort	Transfers		Bacc.		Adv. Cert.		Assoc.		Tech. Cert.		Cert. Prof.		Graduates		Retained		Success	
					#	%	#	%	#	%	#	%	#	%	#	%	#	%	#	%	#	%
1	1	ASUJ	001090	715	107	15.0	248	34.7		-		0.6		-		-	252	35.2	51	7.1	303	42.4
2	1	ATU	001089	724	158	21.8	232	32.0		-		1.2	20	2.8		0.7	266	36.7	38	5.2	304	42.0
3	1	HSU	001098	269	72	26.8	79	29.4		-		-		-		-	79	29.4	17	6.3	96	35.7
4	1	SAUM	001107	293	48	16.4	81	27.6		-		0.7		-		-	83	28.3	10	3.4	93	31.7
5	1	UAF	001108	1,377	194	14.1	777	56.4		-		-		-		-	777	56.4	84	6.1	861	62.5
6	1	UAFS	001110	385	78	20.3	71	18.4		-	17	4.4		-		-	88	22.9	54	14.0	142	36.9
7	1	UALR	001101	287	56	19.5	57	19.9		-		0.7		-		-	59	20.6	30	10.5	89	31.0
8	1	UAM	001085	297	52	17.5	49	16.5		0.3		2.0		2.7		0.7	66	22.2	13	4.4	79	26.6
9	1	UAMS	001109			-		-		-		-		-		-		-		-		-
10	1	UAPB	001086	349	32	9.2	79	22.6		-		-		-		-	79	22.6	19	5.4	98	28.1
11	1	UCA	001092	1,012	221	21.8	368	36.4		-		0.1		-		-	369	36.5	55	5.4	424	41.9
4-Year Universities				5,708	1,018	17.8	2,041	35.8		-	41	0.7	28	0.5		0.1	2,118	37.1	371	6.5	2,489	43.6

NOTES: When a student received more than one award, only the highest award was counted.

TIME PERIOD CONSIDERATIONS:

1. CP Graduates are counted from these graduation dates = '092006', '102006', '112006', '122006', '012007', '022007', '032007', '042007', '052007', so this is essentially though the Spring te
2. TC Graduates include 1 full academic year plus these graduation dates = '072007', '082007', '092007', '102007', '112007', '122007', so this is through the next Fall term.
3. Associate Graduates include 3 full academic years plus these graduation dates = '072009', '082009', so this includes the next 2 months of July and August.
4. AC Graduates include 4 full academic years plus these graduation dates = '072010', '082010', '092010', '102010', '112010', '122010', so this is through the next Fall term.
5. Baccalaureate Graduates include 6 full academic years plus these graduation dates = '072012', '082012', so this includes the next 2 months of July and August.
6. All counts of less than 10 are not shown due to FERPA

IPEDS/ADHE Graduation Rate Calculation by GENDER

Cohort Year selected = 2003 and Time Period Covered = AFTER SIX (6) YEARS (from AY2003 thru AY2008) for Four-Year Universities for Females.

#	IT	College	FICE	Cohort	Transfers		Bacc.		Adv. Cert.		Assoc.		Tech. Cert.		Cert. Prof.		Graduates		Retained		Success	
					#	%	#	%	#	%	#	%	#	%	#	%	#	%	#	%	#	%
1	1	ASUJ	001090	815	177	21.7	341	41.8		-		0.4		-		-	344	42.2	58	7.1	402	49.3
2	1	ATU	001089	624	142	22.8	257	41.2		-		0.2		-		-	258	41.3	29	4.6	287	46.0
3	1	HSU	001098	340	92	27.1	130	38.2		-		-		-		-	130	38.2	18	5.3	148	43.5
4	1	SAUM	001107	306	67	21.9	106	34.6		-		2.3		-		-	113	36.9		2.6	121	39.5
5	1	UAF	001108	1,112	200	18.0	641	57.6		-		-		-		-	641	57.6	40	3.6	681	61.2
6	1	UAFS	001110	607	71	11.7	86	14.2		-	43	7.1		-		-	129	21.3	79	13.0	208	34.3
7	1	UALR	001101	456	119	26.1	96	21.1		-		0.2		-		-	97	21.3	55	12.1	152	33.3
8	1	UAM	001085	295	46	15.6	76	25.8		-		1.7		-		-	81	27.5	23	7.8	104	35.3
9	1	UAMS	001109			-		-		-		-		-		-		-		-		-
10	1	UAPB	001086	360	60	16.7	130	36.1		-		-		-		-	130	36.1	35	9.7	165	45.8
11	1	UCA	001092	1,062	285	26.8	481	45.3		-		-		-		-	481	45.3	46	4.3	527	49.6
4-Year Universities				5,977	1,259	21.1	2,344	39.2		-	60	1.0		-		-	2,404	40.2	391	6.5	2,795	46.8

NOTES: When a student received more than one award, only the highest award was counted.

TIME PERIOD CONSIDERATIONS:

1. CP Graduates are counted from these graduation dates = '092002', '102002', '112002', '122002', '012003', '022003', '032003', '042003', '052003', so this is essentially though the Spring te
2. TC Graduates include 1 full academic year plus these graduation dates = '072003', '082003', '092003', '102003', '112003', '122003', so this is through the next Fall term.
3. Associate Graduates include 3 full academic years plus these graduation dates = '072005', '082005', so this includes the next 2 months of July and August.
4. AC Graduates include 4 full academic years plus these graduation dates = '072006', '082006', '092006', '102006', '112006', '122006', so this is through the next Fall term.
5. Baccalaureate Graduates include 6 full academic years plus these graduation dates = '072008', '082008', so this includes the next 2 months of July and August.
6. All counts of less than 10 are not shown due to FERPA

IPEDS/ADHE Graduation Rate Calculation by GENDER

Cohort Year selected = 2004 and Time Period Covered = AFTER SIX (6) YEARS (from AY2004 thru AY2009) for Four-Year Universities for Females.

#	IT	College	FICE	Cohort	Transfers		Bacc.		Adv. Cert.		Assoc.		Tech. Cert.		Cert. Prof.		Graduates		Retained		Success		
					#	%	#	%	#	%	#	%	#	%	#	%	#	%	#	%	#	%	
1	1	ASUJ	001090	802	139	17.3	318	39.7				0.6						323	40.3	51	6.4	374	46.6
2	1	ATU	001089	724	142	19.6	283	39.1				0.8	33	4.6				322	44.5	37	5.1	359	49.6
3	1	HSU	001098	274	74	27.0	93	33.9										93	33.9	11	4.0	104	38.0
4	1	SAUM	001107	286	59	20.6	88	30.8				1.0						91	31.8		2.4	98	34.3
5	1	UAF	001108	1,177	199	16.9	715	60.7										715	60.7	43	3.7	758	64.4
6	1	UAFS	001110	416	59	14.2	80	19.2				35	8.4	0.2				116	27.9	45	10.8	161	38.7
7	1	UALR	001101	405	113	27.9	59	14.6				0.2						60	14.8	32	7.9	92	22.7
8	1	UAM	001085	372	65	17.5	72	19.4				2.2	17	4.6				97	26.1	35	9.4	132	35.5
9	1	UAMS	001109																				
10	1	UAPB	001086	334	60	18.0	110	32.9										110	32.9	25	7.5	135	40.4
11	1	UCA	001092	1,450	400	27.6	637	43.9				0.1						638	44.0	65	4.5	703	48.5
4-Year Universities				6,240	1,310	21.0	2,455	39.3				59	0.9	51	0.8			2,565	41.1	351	5.6	2,916	46.7

NOTES: When a student received more than one award, only the highest award was counted.

TIME PERIOD CONSIDERATIONS:

1. CP Graduates are counted from these graduation dates = '092003', '102003', '112003', '122003', '012004', '022004', '032004', '042004', '052004', so this is essentially through the Spring term.
2. TC Graduates include 1 full academic year plus these graduation dates = '072004', '082004', '092004', '102004', '112004', '122004', so this is through the next Fall term.
3. Associate Graduates include 3 full academic years plus these graduation dates = '072006', '082006', so this includes the next 2 months of July and August.
4. AC Graduates include 4 full academic years plus these graduation dates = '072007', '082007', '092007', '102007', '112007', '122007', so this is through the next Fall term.
5. Baccalaureate Graduates include 6 full academic years plus these graduation dates = '072009', '082009', so this includes the next 2 months of July and August.
6. All counts of less than 10 are not shown due to FERPA

IPEDS/ADHE Graduation Rate Calculation by GENDER

Cohort Year selected = 2005 and Time Period Covered = AFTER SIX (6) YEARS (from AY2005 thru AY2010) for Four-Year Universities for Females.

#	IT	College	FICE	Cohort	Transfers		Bacc.		Adv. Cert.		Assoc.		Tech. Cert.		Cert. Prof.		Graduates		Retained		Success		
					#	%	#	%	#	%	#	%	#	%	#	%	#	%	#	%	#	%	
1	1	ASUJ	001090	751	162	21.6	255	34.0				0.3						257	34.2	52	6.9	309	41.1
2	1	ATU	001089	732	168	23.0	259	35.4				1.0	28	3.8				294	40.2	40	5.5	334	45.6
3	1	HSU	001098	310	85	27.4	110	35.5										110	35.5	19	6.1	129	41.6
4	1	SAUM	001107	322	64	19.9	114	35.4				2.2						121	37.6		2.8	130	40.4
5	1	UAF	001108	1,221	204	16.7	737	60.4										737	60.4	36	2.9	773	63.3
6	1	UAFS	001110	472	74	15.7	85	18.0				42	8.9	0.2				128	27.1	50	10.6	178	37.7
7	1	UALR	001101	452	120	26.5	103	22.8				0.7						106	23.5	34	7.5	140	31.0
8	1	UAM	001085	328	53	16.2	77	23.5				10	3.0	10	3.0			97	29.6	23	7.0	120	36.6
9	1	UAMS	001109																				
10	1	UAPB	001086	362	63	17.4	111	30.7										111	30.7	22	6.1	133	36.7
11	1	UCA	001092	1,313	316	24.1	625	47.6				0.5						631	48.1	59	4.5	690	52.6
4-Year Universities				6,263	1,309	20.9	2,476	39.5				77	1.2	39	0.6			2,592	41.4	344	5.5	2,936	46.9

NOTES: When a student received more than one award, only the highest award was counted.

TIME PERIOD CONSIDERATIONS:

1. CP Graduates are counted from these graduation dates = '092004', '102004', '112004', '122004', '012005', '022005', '032005', '042005', '052005', so this is essentially through the Spring term.
2. TC Graduates include 1 full academic year plus these graduation dates = '072005', '082005', '092005', '102005', '112005', '122005', so this is through the next Fall term.
3. Associate Graduates include 3 full academic years plus these graduation dates = '072007', '082007', so this includes the next 2 months of July and August.
4. AC Graduates include 4 full academic years plus these graduation dates = '072008', '082008', '092008', '102008', '112008', '122008', so this is through the next Fall term.
5. Baccalaureate Graduates include 6 full academic years plus these graduation dates = '072010', '082010', so this includes the next 2 months of July and August.
6. All counts of less than 10 are not shown due to FERPA

IPEDS/ADHE Graduation Rate Calculation by GENDER

Cohort Year selected = 2006 and Time Period Covered = AFTER SIX (6) YEARS (from AY2006 thru AY2011) for Four-Year Universities for Females.

#	IT	College	FICE	Cohort	Transfers		Bacc.		Adv. Cert.		Assoc.		Tech. Cert.		Cert. Prof.		Graduates		Retained		Success	
					#	%	#	%	#	%	#	%	#	%	#	%	#	%	#	%	#	%
1	1	ASUJ	001090	827	144	17.4	318	38.5		-		0.6		-		-	323	39.1	46	5.6	369	44.6
2	1	ATU	001089	715	141	19.7	290	40.6		-		0.6	16	2.2		-	310	43.4	33	4.6	343	48.0
3	1	HSU	001098	302	93	30.8	108	35.8		-		-		-		-	108	35.8	10	3.3	118	39.1
4	1	SAUM	001107	280	66	23.6	101	36.1		-		0.7		-		-	103	36.8		3.2	112	40.0
5	1	UAF	001108	1,324	233	17.6	823	62.2		-		-		-		-	823	62.2	38	2.9	861	65.0
6	1	UAFS	001110	403	55	13.6	92	22.8		-	19	4.7		-		-	111	27.5	43	10.7	154	38.2
7	1	UALR	001101	445	109	24.5	100	22.5		-		0.9		-		-	104	23.4	31	7.0	135	30.3
8	1	UAM	001085	337	52	15.4	68	20.2		-	13	3.9	26	7.7		-	107	31.8	18	5.3	125	37.1
9	1	UAMS	001109			-		-		-		-		-		-		-		-		-
10	1	UAPB	001086	349	63	18.1	98	28.1		-		-		-		-	98	28.1	18	5.2	116	33.2
11	1	UCA	001092	1,375	324	23.6	627	45.6		-		0.3		-		-	631	45.9	59	4.3	690	50.2
4-Year Universities				6,357	1,280	20.1	2,625	41.3		-	51	0.8	42	0.7		-	2,718	42.8	305	4.8	3,023	47.6

NOTES: When a student received more than one award, only the highest award was counted.

TIME PERIOD CONSIDERATIONS:

1. CP Graduates are counted from these graduation dates = '092005', '102005', '112005', '122005', '012006', '022006', '032006', '042006', '052006', so this is essentially through the Spring term.
2. TC Graduates include 1 full academic year plus these graduation dates = '072006', '082006', '092006', '102006', '112006', '122006', so this is through the next Fall term.
3. Associate Graduates include 3 full academic years plus these graduation dates = '072008', '082008', so this includes the next 2 months of July and August.
4. AC Graduates include 4 full academic years plus these graduation dates = '072009', '082009', '092009', '102009', '112009', '122009', so this is through the next Fall term.
5. Baccalaureate Graduates include 6 full academic years plus these graduation dates = '072011', '082011', so this includes the next 2 months of July and August.
6. All counts of less than 10 are not shown due to FERPA

IPEDS/ADHE Graduation Rate Calculation by GENDER

Cohort Year selected = 2007 and Time Period Covered = AFTER SIX (6) YEARS (from AY2007 thru AY2012) for Four-Year Universities for Females.

#	IT	College	FICE	Cohort	Transfers		Bacc.		Adv. Cert.		Assoc.		Tech. Cert.		Cert. Prof.		Graduates		Retained		Success	
					#	%	#	%	#	%	#	%	#	%	#	%	#	%	#	%	#	%
1	1	ASUJ	001090	948	197	20.8	397	41.9		-		0.4		-		-	401	42.3	53	5.6	454	47.9
2	1	ATU	001089	711	171	24.1	295	41.5		-		1.3		1.3		0.8	319	44.9	29	4.1	348	48.9
3	1	HSU	001098	319	76	23.8	127	39.8		-		-		-		-	127	39.8		2.8	136	42.6
4	1	SAUM	001107	295	67	22.7	112	38.0		-		0.3		-		-	113	38.3		2.0	119	40.3
5	1	UAF	001108	1,348	209	15.5	859	63.7		-		-		-		-	859	63.7	35	2.6	894	66.3
6	1	UAFS	001110	417	61	14.6	109	26.1		-	19	4.6		-		-	128	30.7	46	11.0	174	41.7
7	1	UALR	001101	318	91	28.6	56	17.6		-		0.6		-		-	58	18.2	37	11.6	95	29.9
8	1	UAM	001085	336	56	16.7	79	23.5		-	14	4.2	11	3.3		-	104	31.0	22	6.5	126	37.5
9	1	UAMS	001109			-		-		-		-		-		-		-		-		-
10	1	UAPB	001086	342	51	14.9	112	32.7		-		-		-		-	112	32.7	13	3.8	125	36.5
11	1	UCA	001092	1,340	335	25.0	588	43.9		-		0.2		-		-	591	44.1	49	3.7	640	47.8
4-Year Universities				6,374	1,314	20.6	2,734	42.9		-	52	0.8	20	0.3		0.1	2,812	44.1	299	4.7	3,111	48.8

NOTES: When a student received more than one award, only the highest award was counted.

TIME PERIOD CONSIDERATIONS:

1. CP Graduates are counted from these graduation dates = '092006', '102006', '112006', '122006', '012007', '022007', '032007', '042007', '052007', so this is essentially through the Spring term.
2. TC Graduates include 1 full academic year plus these graduation dates = '072007', '082007', '092007', '102007', '112007', '122007', so this is through the next Fall term.
3. Associate Graduates include 3 full academic years plus these graduation dates = '072009', '082009', so this includes the next 2 months of July and August.
4. AC Graduates include 4 full academic years plus these graduation dates = '072010', '082010', '092010', '102010', '112010', '122010', so this is through the next Fall term.
5. Baccalaureate Graduates include 6 full academic years plus these graduation dates = '072012', '082012', so this includes the next 2 months of July and August.
6. All counts of less than 10 are not shown due to FERPA

IPEDS/ADHE Graduation Rate Calculation by GENDER

Cohort Year selected = 2006 and Time Period Covered = AFTER THREE (3) YEARS (from AY2006 thru AY2008) for Two-Year Colleges for Males.

#	IT	College	FICE	Cohort	Transfers		Bacc.		Adv. Cert.		Assoc.		Tech. Cert.		Cert. Prof.		Graduates		Retained		Success	
					#	%	#	%	#	%	#	%	#	%	#	%	#	%	#	%	#	%
1	2	ANC	012860	130		4.6		-		-	12	9.2	11	8.5		-	23	17.7	23	17.7	46	35.4
2	2	ASUB	001091	365	62	17.0		-		-	53	14.5	45	12.3		1.6	104	28.5	59	16.2	163	44.7
3	2	ASUMH	901090	81	11	13.6		-		-	16	19.8		-		-	16	19.8	11	13.6	27	33.3
4	2	ASUN	011949	46		4.3		-		-		13.0	12	26.1		-	18	39.1		10.9	23	50.0
5	2	BRTC	020522	151	17	11.3		-		-		6.0	29	19.2		0.7	39	25.8	28	18.5	67	44.4
6	2	CCCUA	022209	28		10.7		-		-		10.7		3.6		3.6		17.9		25.0	12	42.9
7	2	CotO	009976	67		13.4		-		-		9.0		4.5		1.5	10	14.9	11	16.4	21	31.3
8	2	EACC	012260	83	10	12.0		-		-	11	13.3		1.2		-	12	14.5	15	18.1	27	32.5
9	2	MSCC	023482	42		14.3		-		-		-		-		-		-	10	23.8	10	23.8
10	2	NAC	012261	188	25	13.3		-		-	21	11.2	28	14.9		-	49	26.1	16	8.5	65	34.6
11	2	NPCC	012105	130	12	9.2		-		-		4.6	12	9.2		-	18	13.8	33	25.4	51	39.2
12	2	NWACC	030633	225	37	16.4		-		-		3.6		-		0.4		4.0	71	31.6	80	35.6
13	2	OZC	020870	55		7.3		-		-		10.9		-		-		10.9		3.6		14.5
14	2	PCCUA	001104	70		11.4		-		-	11	15.7		-		-	11	15.7		10.0	18	25.7
15	2	PTC	020753	438	49	11.2		-		-	28	6.4	30	6.8		0.7	61	13.9	97	22.1	158	36.1
16	2	RMCC	021111	44		11.4		-		-		9.1		2.3		-		11.4		11.4	10	22.7
17	2	SACC	020746	25		12.0		-		-		-		4.0		-		4.0		20.0		24.0
18	2	SAUT	007738	88		4.5		-		-	10	11.4	34	38.6		2.3	46	52.3		9.1	54	61.4
19	2	SEAC	005707	55		5.5		-		-		10.9		3.6		1.8		16.4		12.7	16	29.1
20	2	UACCB	020735	53		9.4		-		-		5.7		-		3.8		9.4	13	24.5	18	34.0
21	2	UACCH	005732	68		4.4		-		-		5.9	10	14.7		11.8	22	32.4		13.2	31	45.6
22	2	UACCM	005245	177	25	14.1		-		-	16	9.0		1.7		0.6	20	11.3	27	15.3	47	26.6
2-Year Colleges				2,609	309	11.8		-		-	239	9.2	223	8.5	27	1.0	489	18.7	469	18.0	958	36.7

NOTES: When a student received more than one award, only the highest award was counted.

TIME PERIOD CONSIDERATIONS:

1. CP Graduates are counted from these graduation dates = '092005', '102005', '112005', '122005', '012006', '022006', '032006', '042006', '052006', so this is essentially through the Spring term.
2. TC Graduates include 1 full academic year plus these graduation dates = '072006', '082006', '092006', '102006', '112006', '122006', so this is through the next Fall term.
3. Associate Graduates include 3 full academic years plus these graduation dates = '072008', '082008', so this includes the next 2 months of July and August.
4. AC Graduates include 4 full academic years plus these graduation dates = '072009', '082009', '092009', '102009', '112009', '122009', so this is through the next Fall term.
5. Baccalaureate Graduates include 6 full academic years plus these graduation dates = '072011', '082011', so this includes the next 2 months of July and August.
6. All student counts of less than 10 are not shown due to FERPA.

IPEDS/ADHE Graduation Rate Calculation by GENDER

Cohort Year selected = 2007 and Time Period Covered = AFTER THREE (3) YEARS (from AY2007 thru AY2009) for Two-Year Colleges for Males.

#	IT	College	FICE	Cohort	Transfers		Bacc.		Adv. Cert.		Assoc.		Tech. Cert.		Cert. Prof.		Graduates		Retained		Success	
					#	%	#	%	#	%	#	%	#	%	#	%	#	%	#	%	#	%
1	2	ANC	012860	96	10	10.4		-		-	17	17.7		8.3		-	25	26.0	12	12.5	37	38.5
2	2	ASUB	001091	315	39	12.4		-		-	46	14.6	38	12.1		0.6	86	27.3	46	14.6	132	41.9
3	2	ASUMH	901090	63		9.5		-		-	14	22.2		-		3.2	16	25.4	13	20.6	29	46.0
4	2	ASUN	011949	53	12	22.6		-		-		17.0		15.1		-	17	32.1	10	18.9	27	50.9
5	2	BRTC	020522	154	24	15.6		-		-	13	8.4	33	21.4		-	46	29.9	17	11.0	63	40.9
6	2	CCCUA	022209	38		15.8		-		-		10.5		-		-	10.5			21.1	12	31.6
7	2	CotO	009976	58		15.5		-		-		10.3		-		-	10.3		13	22.4	19	32.8
8	2	EACC	012260	80	17	21.3		-		-		3.8		2.5		-	6.3		12	15.0	17	21.3
9	2	MSCC	023482	54		11.1		-		-		1.9		-		-	1.9		15	27.8	16	29.6
10	2	NAC	012261	164	26	15.9		-		-	20	12.2	14	8.5		-	34	20.7	23	14.0	57	34.8
11	2	NPCC	012105	110		6.4		-		-	10	9.1	10	9.1		0.9	21	19.1	18	16.4	39	35.5
12	2	NWACC	030633	272	37	13.6		-		-	14	5.1		-		0.7	16	5.9	74	27.2	90	33.1
13	2	OZC	020870	48		8.3		-		-		14.6		-		-	14.6			10.4	12	25.0
14	2	PCCUA	001104	46		8.7		-		-		15.2		-		-	15.2			6.5	10	21.7
15	2	PTC	020753	345	34	9.9		-		-	19	5.5	25	7.2		0.6	46	13.3	77	22.3	123	35.7
16	2	RMCC	021111	43		14.0		-		-		7.0		-		-	7.0			14.0		20.9
17	2	SACC	020746	20		20.0		-		-		-		-		5.0	5.0			20.0		25.0
18	2	SAUT	007738	92		5.4		-		-		6.5	27	29.3	10	10.9	43	46.7		8.7	51	55.4
19	2	SEAC	005707	67		10.4		-		-		3.0		3.0		1.5	7.5		17	25.4	22	32.8
20	2	UACCB	020735	61	10	16.4		-		-		11.5		1.6		-	13.1		12	19.7	20	32.8
21	2	UACCH	005732	59		10.2		-		-		13.6		8.5		5.1	16	27.1	10	16.9	26	44.1
22	2	UACCM	005245	196	31	15.8		-		-	29	14.8		0.5		2.0	34	17.3	31	15.8	65	33.2
2-Year Colleges				2,434	310	12.7		-		-	245	10.1	174	7.1	28	1.2	447	18.4	434	17.8	881	36.2

NOTES: When a student received more than one award, only the highest award was counted.

TIME PERIOD CONSIDERATIONS:

1. CP Graduates are counted from these graduation dates = '092006' , '102006' , '112006' , '122006' , '012007' , '022007' , '032007' , '042007' , '052007' , so this is essentially through the Spring term
2. TC Graduates include 1 full academic year plus these graduation dates = '072007' , '082007' , '092007' , '102007' , '112007' , '122007' , so this is through the next Fall term.
3. Associate Graduates include 3 full academic years plus these graduation dates = '072009' , '082009' , so this includes the next 2 months of July and August.
4. AC Graduates include 4 full academic years plus these graduation dates = '072010' , '082010' , '092010' , '102010' , '112010' , '122010' , so this is through the next Fall term.
5. Baccalaureate Graduates include 6 full academic years plus these graduation dates = '072012' , '082012' , so this includes the next 2 months of July and August.
6. All student counts of less than 10 are not shown due to FERPA.

IPEDS/ADHE Graduation Rate Calculation by GENDER

Cohort Year selected = 2008 and Time Period Covered = AFTER THREE (3) YEARS (from AY2008 thru AY2010) for Two-Year Colleges for Males.

#	IT	College	FICE	Cohort	Transfers		Bacc.		Adv. Cert.		Assoc.		Tech. Cert.		Cert. Prof.		Graduates		Retained		Success	
					#	%	#	%	#	%	#	%	#	%	#	%	#	%	#	%	#	%
1	2	ANC	012860	97		9.3		-		-	11	11.3	12	12.4		-	23	23.7	18	18.6	41	42.3
2	2	ASUB	001091	338	32	9.5		-		-	69	20.4	33	9.8	11	3.3	113	33.4	46	13.6	159	47.0
3	2	ASUMH	901090	82		4.9		-		-	15	18.3		-		1.2	16	19.5	20	24.4	36	43.9
4	2	ASUN	011949	58	10	17.2		-		-		12.1	10	17.2		-	17	29.3		10.3	23	39.7
5	2	BRTC	020522	195	14	7.2		-		-	26	13.3	46	23.6		0.5	73	37.4	27	13.8	100	51.3
6	2	CCCUA	022209	61	10	16.4		-		-		6.6		4.9		3.3	14.8	12	19.7	21	34.4	
7	2	CotO	009976	52		15.4		-		-		17.3		1.9		1.9	11	21.2		7.7	15	28.8
8	2	EACC	012260	97	15	15.5		-		-		5.2	10	10.3		-	15	15.5	21	21.6	36	37.1
9	2	MSCC	023482	59		6.8		-		-		11.9		-		-	11.9	11.9		13.6	15	25.4
10	2	NAC	012261	206	25	12.1		-		-	22	10.7	16	7.8		1.5	41	19.9	44	21.4	85	41.3
11	2	NPCC	012105	133	13	9.8		-		-	11	8.3	25	18.8		0.8	37	27.8	28	21.1	65	48.9
12	2	NWACC	030633	284	31	10.9		-		-	23	8.1		-		0.7	25	8.8	86	30.3	111	39.1
13	2	OZC	020870	57		14.0		-		-		14.0		1.8		-	15.8	10	17.5	19	33.3	
14	2	PCCUA	001104	42		19.0		-		-		11.9		2.4		-	14.3	14.3		19.0	14	33.3
15	2	PTC	020753	356	30	8.4		-		-	23	6.5	33	9.3		1.4	61	17.1	87	24.4	148	41.6
16	2	RMCC	021111	43		14.0		-		-		4.7		2.3		-	7.0	7.0		4.7		11.6
17	2	SACC	020746	38		18.4		-		-		2.6		-		7.9	10.5	10.5		23.7	13	34.2
18	2	SAUT	007738	113		4.4		-		-	15	13.3	18	15.9		7.1	41	36.3	11	9.7	52	46.0
19	2	SEAC	005707	64		3.1		-		-		4.7		3.1		-	7.8	7.8	16	25.0	21	32.8
20	2	UACCB	020735	74	10	13.5		-		-		5.4		-		5.4	10.8	10.8	12	16.2	20	27.0
21	2	UACCH	005732	88		3.4		-		-	11	12.5		4.5		2.3	17	19.3	14	15.9	31	35.2
22	2	UACCM	005245	219	27	12.3		-		-	40	18.3		1.4		0.9	45	20.5	41	18.7	86	39.3
2-Year Colleges				2,756	281	10.2		-		-	321	11.6	219	7.9	46	1.7	586	21.3	530	19.2	1,116	40.5

NOTES: When a student received more than one award, only the highest award was counted.

TIME PERIOD CONSIDERATIONS:

1. CP Graduates are counted from these graduation dates = '092007' , '102007' , '112007' , '122007' , '012008' , '022008' , '032008' , '042008' , '052008' , so this is essentially through the Spring term
2. TC Graduates include 1 full academic year plus these graduation dates = '072008' , '082008' , '092008' , '102008' , '112008' , '122008' , so this is through the next Fall term.
3. Associate Graduates include 3 full academic years plus these graduation dates = '072010' , '082010' , so this includes the next 2 months of July and August.
4. AC Graduates include 4 full academic years plus these graduation dates = '072011' , '082011' , '092011' , '102011' , '112011' , '122011' , so this is through the next Fall term.
5. Baccalaureate Graduates include 6 full academic years plus these graduation dates = '072013' , '082013' , so this includes the next 2 months of July and August.
6. All counts of less than 10 are not shown due to FERPA

IPEDS/ADHE Graduation Rate Calculation by GENDER

Cohort Year selected = 2009 and Time Period Covered = AFTER THREE (3) YEARS (from AY2009 thru AY2011) for Two-Year Colleges for Males.

#	IT	College	FICE	Cohort	Transfers		Bacc.		Adv. Cert.		Assoc.		Tech. Cert.		Cert. Prof.		Graduates		Retained		Success	
					#	%	#	%	#	%	#	%	#	%	#	%	#	%	#	%	#	%
1	2	ANC	012860	106		7.5		-		-	13	12.3	13	12.3		-	26	24.5	20	18.9	46	43.4
2	2	ASUB	001091	325	31	9.5		-		-	60	18.5	28	8.6	14	4.3	102	31.4	69	21.2	171	52.6
3	2	ASUMH	901090	85		4.7		-		-	20	23.5		-		5.9	25	29.4	11	12.9	36	42.4
4	2	ASUN	011949	118		5.1		-		-	16	13.6	29	24.6		2.5	48	40.7		6.8	56	47.5
5	2	BRTC	020522	156	17	10.9		-		-	13	8.3	27	17.3		-	40	25.6	28	17.9	68	43.6
6	2	CCCUA	022209	43		9.3		-		-		7.0		-		16.3	10	23.3		18.6	18	41.9
7	2	CotO	009976	58	10	17.2		-		-	10	17.2		3.4		1.7	13	22.4		12.1	20	34.5
8	2	EACC	012260	92	10	10.9		-		-		8.7	13	14.1		1.1	22	23.9	14	15.2	36	39.1
9	2	MSCC	023482	57		8.8		-		-		15.8		-		-		15.8		12.3	16	28.1
10	2	NAC	012261	189	17	9.0		-		-	13	6.9		4.2		1.6	24	12.7	37	19.6	61	32.3
11	2	NPCC	012105	140		2.9		-		-	10	7.1	17	12.1		0.7	28	20.0	33	23.6	61	43.6
12	2	NWACC	030633	328	23	7.0		-		-	24	7.3		-		-	24	7.3	107	32.6	131	39.9
13	2	OZC	020870	49		6.1		-		-		6.1		2.0		-		8.2		12.2	10	20.4
14	2	PCCUA	001104	48		6.3		-		-	14	29.2		4.2		-	16	33.3		16.7	24	50.0
15	2	PTC	020753	365	30	8.2		-		-	36	9.9	26	7.1		1.1	66	18.1	113	31.0	179	49.0
16	2	RMCC	021111	28		10.7		-		-		14.3		-		-		14.3		3.6		17.9
17	2	SACC	020746	57		10.5		-		-		12.3		1.8		-		14.0	16	28.1	24	42.1
18	2	SAUT	007738	115	12	10.4		-		-	20	17.4	24	20.9	10	8.7	54	47.0	10	8.7	64	55.7
19	2	SEAC	005707	64		1.6		-		-		1.6		1.6		3.1		6.3	17	26.6	21	32.8
20	2	UACCB	020735	68	17	25.0		-		-	13	19.1		-		1.5	14	20.6		5.9	18	26.5
21	2	UACCH	005732	70		7.1		-		-		8.6	14	20.0	12	17.1	32	45.7	14	20.0	46	65.7
22	2	UACCM	005245	224	15	6.7		-		-	54	24.1		1.8		1.3	61	27.2	37	16.5	98	43.8
2-Year Colleges				2,785	234	8.4		-		-	357	12.8	210	7.5	67	2.4	634	22.8	575	20.6	1,209	43.4

NOTES: When a student received more than one award, only the highest award was counted.

TIME PERIOD CONSIDERATIONS:

1. CP Graduates are counted from these graduation dates = '092008' , '102008' , '112008' , '122008' , '012009' , '022009' , '032009' , '042009' , '052009' , so this is essentially through the Spring term
2. TC Graduates include 1 full academic year plus these graduation dates = '072009' , '082009' , '092009' , '102009' , '112009' , '122009' , so this is through the next Fall term.
3. Associate Graduates include 3 full academic years plus these graduation dates = '072011' , '082011' , so this includes the next 2 months of July and August.
4. AC Graduates include 4 full academic years plus these graduation dates = '072012' , '082012' , '092012' , '102012' , '112012' , '122012' , so this is through the next Fall term.
5. Baccalaureate Graduates include 6 full academic years plus these graduation dates = '072014' , '082014' , so this includes the next 2 months of July and August.
6. All counts of less than 10 are not shown due to FERPA

IPEDS/ADHE Graduation Rate Calculation by GENDER

Cohort Year selected = 2010 and Time Period Covered = AFTER THREE (3) YEARS (from AY2010 thru AY2012) for Two-Year Colleges for Males.

#	IT	College	FICE	Cohort	Transfers		Bacc.		Adv. Cert.		Assoc.		Tech. Cert.		Cert. Prof.		Graduates		Retained		Success	
					#	%	#	%	#	%	#	%	#	%	#	%	#	%	#	%	#	%
1	2	ANC	012860	146	13	8.9		-		-	12	8.2	11	7.5		0.7	24	16.4	24	16.4	48	32.9
2	2	ASUB	001091	470	48	10.2		-		-	92	19.6	38	8.1	27	5.7	157	33.4	71	15.1	228	48.5
3	2	ASUMH	901090	106		7.5		-		-	28	26.4		2.8		6.6	38	35.8	16	15.1	54	50.9
4	2	ASUN	011949	138		2.9		-		-	17	12.3	29	21.0	11	8.0	57	41.3	16	11.6	73	52.9
5	2	BRTC	020522	224	18	8.0		-		-	34	15.2	32	14.3		-	66	29.5	28	12.5	94	42.0
6	2	CCCUA	022209	57		12.3		-		-		10.5		1.8		10.5	13	22.8		14.0	21	36.8
7	2	CotO	009976	56		5.4		-		-		8.9		3.6		5.4	10	17.9	11	19.6	21	37.5
8	2	EACC	012260	131	13	9.9		-		-		3.8	22	16.8		-	27	20.6	18	13.7	45	34.4
9	2	MSCC	023482	70		7.1		-		-		2.9		-		8.6	11.4	11.4	15	21.4	23	32.9
10	2	NAC	012261	242	31	12.8		-		-	22	9.1	15	6.2		2.5	43	17.8	45	18.6	88	36.4
11	2	NPCC	012105	271	23	8.5		-		-	25	9.2	16	5.9		-	41	15.1	67	24.7	108	39.9
12	2	NWACC	030633	378	43	11.4		-		-	30	7.9		-		0.8	33	8.7	116	30.7	149	39.4
13	2	OZC	020870	98		8.2		-		-	16	16.3		-		1.0	17	17.3	14	14.3	31	31.6
14	2	PCCUA	001104	73		8.2		-		-		12.3		5.5		-	13	17.8	13	17.8	26	35.6
15	2	PTC	020753	514	52	10.1		-		-	37	7.2	29	5.6		1.2	72	14.0	129	25.1	201	39.1
16	2	RMCC	021111	59		11.9		-		-		13.6		-		-	13.6	13.6	16	27.1	24	40.7
17	2	SACC	020746	49		8.2		-		-		14.3		4.1		-	18.4	18.4		12.2	15	30.6
18	2	SAUT	007738	121		5.0		-		-	18	14.9	24	19.8	12	9.9	54	44.6	10	8.3	64	52.9
19	2	SEAC	005707	121		7.4		-		-		7.4		5.8		4.1	21	17.4	24	19.8	45	37.2
20	2	UACCB	020735	110	10	9.1		-		-	15	13.6		-		4.5	20	18.2	22	20.0	42	38.2
21	2	UACCH	005732	118		3.4		-		-	11	9.3		7.6		6.8	28	23.7	12	10.2	40	33.9
22	2	UACCM	005245	307	25	8.1		-		-	52	16.9		0.7		1.6	59	19.2	45	14.7	104	33.9
2-Year Colleges				3,859	347	9.0		-		-	460	11.9	246	6.4	112	2.9	818	21.2	726	18.8	1,544	40.0

NOTES: When a student received more than one award, only the highest award was counted.

TIME PERIOD CONSIDERATIONS:

1. CP Graduates are counted from these graduation dates = '092009', '102009', '112009', '122009', '012010', '022010', '032010', '042010', '052010', so this is essentially through the Spring term.
2. TC Graduates include 1 full academic year plus these graduation dates = '072010', '082010', '092010', '102010', '112010', '122010', so this is through the next Fall term.
3. Associate Graduates include 3 full academic years plus these graduation dates = '072012', '082012', so this includes the next 2 months of July and August.
4. AC Graduates include 4 full academic years plus these graduation dates = '072013', '082013', '092013', '102013', '112013', '122013', so this is through the next Fall term.
5. Baccalaureate Graduates include 6 full academic years plus these graduation dates = '072015', '082015', so this includes the next 2 months of July and August.
6. All counts of less than 10 are not shown due to FERPA

IPEDS/ADHE Graduation Rate Calculation by GENDER

Cohort Year selected = 2006 and Time Period Covered = AFTER THREE (3) YEARS (from AY2006 thru AY2008) for Two-Year Colleges for Females.

#	IT	College	FICE	Cohort	Transfers		Bacc.		Adv. Cert.		Assoc.		Tech. Cert.		Cert. Prof.		Graduates		Retained		Success	
					#	%	#	%	#	%	#	%	#	%	#	%	#	%	#	%	#	%
1	2	ANC	012860	205		4.4		-		-	25	12.2	11	5.4		-	36	17.6	39	19.0	75	36.6
2	2	ASUB	001091	390	42	10.8		-		-	103	26.4	23	5.9		1.0	130	33.3	68	17.4	198	50.8
3	2	ASUMH	901090	99	13	13.1		-		-	16	16.2		2.0		2.0	20	20.2	16	16.2	36	36.4
4	2	ASUN	011949	61		6.6		-		-		6.6		-		-		6.6	16	26.2	20	32.8
5	2	BRTC	020522	160	15	9.4		-		-	20	12.5		1.3		2.5	26	16.3	43	26.9	69	43.1
6	2	CCCUA	022209	72		12.5		-		-	14	19.4		-		-	14	19.4	26	36.1	40	55.6
7	2	CotO	009976	109	19	17.4		-		-	14	12.8	13	11.9		0.9	28	25.7	12	11.0	40	36.7
8	2	EACC	012260	148		6.1		-		-	26	17.6		-		-	26	17.6	35	23.6	61	41.2
9	2	MSCC	023482	86		7.0		-		-	10	11.6		-		-	10	11.6	22	25.6	32	37.2
10	2	NAC	012261	194	31	16.0		-		-	37	19.1		1.5		-	40	20.6	32	16.5	72	37.1
11	2	NPCC	012105	156	15	9.6		-		-	21	13.5		-		-	21	13.5	31	19.9	52	33.3
12	2	NWACC	030633	291	35	12.0		-		-	29	10.0		-		-	29	10.0	80	27.5	109	37.5
13	2	OZC	020870	127	11	8.7		-		-	13	10.2		0.8		0.8	15	11.8	33	26.0	48	37.8
14	2	PCCUA	001104	129	23	17.8		-		-	11	8.5		-		-	11	8.5	29	22.5	40	31.0
15	2	PTC	020753	556	51	9.2		-		-	39	7.0	10	1.8		0.9	54	9.7	197	35.4	251	45.1
16	2	RMCC	021111	78	10	12.8		-		-	10	12.8		3.8		-	13	16.7		9.0	20	25.6
17	2	SACC	020746	81		4.9		-		-		8.6		6.2		-	12	14.8	24	29.6	36	44.4
18	2	SAUT	007738	56		12.5		-		-		16.1		5.4		-	12	21.4		8.9	17	30.4
19	2	SEAC	005707	117		6.8		-		-		6.8		0.9		-		7.7	35	29.9	44	37.6
20	2	UACCB	020735	89		9.0		-		-	11	12.4		2.2		3.4	16	18.0	30	33.7	46	51.7
21	2	UACCH	005732	119	13	10.9		-		-	16	13.4		-		4.2	21	17.6	38	31.9	59	49.6
22	2	UACCM	005245	247	33	13.4		-		-	16	6.5		0.4		0.4	18	7.3	59	23.9	77	31.2
2-Year Colleges				3,570	375	10.5		-		-	459	12.9	80	2.2	26	0.7	565	15.8	877	24.6	1,442	40.4

NOTES: When a student received more than one award, only the highest award was counted.

TIME PERIOD CONSIDERATIONS:

1. CP Graduates are counted from these graduation dates = '092005', '102005', '112005', '122005', '012006', '022006', '032006', '042006', '052006', so this is essentially through the Spring term
2. TC Graduates include 1 full academic year plus these graduation dates = '072006', '082006', '092006', '102006', '112006', '122006', so this is through the next Fall term.
3. Associate Graduates include 3 full academic years plus these graduation dates = '072008', '082008', so this includes the next 2 months of July and August.
4. AC Graduates include 4 full academic years plus these graduation dates = '072009', '082009', '092009', '102009', '112009', '122009', so this is through the next Fall term.
5. Baccalaureate Graduates include 6 full academic years plus these graduation dates = '072011', '082011', so this includes the next 2 months of July and August.
6. All counts of less than 10 are not shown due to FERPA

IPEDS/ADHE Graduation Rate Calculation by GENDER

Cohort Year selected = 2007 and Time Period Covered = AFTER THREE (3) YEARS (from AY2007 thru AY2009) for Two-Year Colleges for Females.

#	IT	College	FICE	Cohort	Transfers		Bacc.		Adv. Cert.		Assoc.		Tech. Cert.		Cert. Prof.		Graduates		Retained		Success	
					#	%	#	%	#	%	#	%	#	%	#	%	#	%	#	%	#	%
1	2	ANC	012860	172	10	5.8		-		-	17	9.9	13	7.6		1.2	32	18.6	31	18.0	63	36.6
2	2	ASUB	001091	427	47	11.0		-		-	90	21.1	28	6.6		1.4	124	29.0	76	17.8	200	46.8
3	2	ASUMH	901090	103	16	15.5		-		-	17	16.5		3.9	12	11.7	33	32.0	18	17.5	51	49.5
4	2	ASUN	011949	74		6.8		-		-	15	20.3		1.4		-	16	21.6	15	20.3	31	41.9
5	2	BRTC	020522	201	21	10.4		-		-	13	6.5		1.0		2.5	20	10.0	54	26.9	74	36.8
6	2	CCCUA	022209	47		10.6		-		-		10.6		-		-		10.6	14	29.8	19	40.4
7	2	CotO	009976	95	22	23.2		-		-	16	16.8		9.5		5.3	30	31.6	12	12.6	42	44.2
8	2	EACC	012260	168	21	12.5		-		-	20	11.9		-		-	20	11.9	37	22.0	57	33.9
9	2	MSCC	023482	87	10	11.5		-		-		5.7		-		-		5.7	20	23.0	25	28.7
10	2	NAC	012261	176	15	8.5		-		-	36	20.5	10	5.7		-	46	26.1	33	18.8	79	44.9
11	2	NPCC	012105	144	11	7.6		-		-	15	10.4		-		0.7	16	11.1	39	27.1	55	38.2
12	2	NWACC	030633	280	33	11.8		-		-	31	11.1		-		0.7	33	11.8	95	33.9	128	45.7
13	2	OZC	020870	108	13	12.0		-		-	24	22.2		-		3.7	28	25.9	23	21.3	51	47.2
14	2	PCCUA	001104	81		7.4		-		-	11	13.6		1.2		-	12	14.8	28	34.6	40	49.4
15	2	PTC	020753	487	56	11.5		-		-	49	10.1	11	2.3		1.2	66	13.6	155	31.8	221	45.4
16	2	RMCC	021111	89	14	15.7		-		-	17	19.1		3.4		-	20	22.5	17	19.1	37	41.6
17	2	SACC	020746	79		7.6		-		-		5.1		2.5		-		7.6	33	41.8	39	49.4
18	2	SAUT	007738	49		10.2		-		-		18.4		14.3		-	16	32.7		12.2	22	44.9
19	2	SEAC	005707	107		8.4		-		-		7.5		-		-		7.5	38	35.5	46	43.0
20	2	UACCB	020735	102		7.8		-		-	21	20.6		-		1.0	22	21.6	34	33.3	56	54.9
21	2	UACCH	005732	102	13	12.7		-		-	12	11.8		-		2.9	15	14.7	22	21.6	37	36.3
22	2	UACCM	005245	219	33	15.1		-		-	23	10.5		-		-	23	10.5	35	16.0	58	26.5
2-Year Colleges				3,397	379	11.2		-		-	458	13.5	91	2.7	47	1.4	596	17.5	835	24.6	1,431	42.1

NOTES: When a student received more than one award, only the highest award was counted.

TIME PERIOD CONSIDERATIONS:

1. CP Graduates are counted from these graduation dates = '092006' , '102006' , '112006' , '122006' , '012007' , '022007' , '032007' , '042007' , '052007' , so this is essentially through the Spring term
2. TC Graduates include 1 full academic year plus these graduation dates = '072007' , '082007' , '092007' , '102007' , '112007' , '122007' , so this is through the next Fall term.
3. Associate Graduates include 3 full academic years plus these graduation dates = '072009' , '082009' , so this includes the next 2 months of July and August.
4. AC Graduates include 4 full academic years plus these graduation dates = '072010' , '082010' , '092010' , '102010' , '112010' , '122010' , so this is through the next Fall term.
5. Baccalaureate Graduates include 6 full academic years plus these graduation dates = '072012' , '082012' , so this includes the next 2 months of July and August.
6. All counts of less than 10 are not shown due to FERPA

IPEDS/ADHE Graduation Rate Calculation by GENDER

Cohort Year selected = 2008 and Time Period Covered = AFTER THREE (3) YEARS (from AY2008 thru AY2010) for Two-Year Colleges for Females.

#	IT	College	FICE	Cohort	Transfers		Bacc.		Adv. Cert.		Assoc.		Tech. Cert.		Cert. Prof.		Graduates		Retained		Success	
					#	%	#	%	#	%	#	%	#	%	#	%	#	%	#	%	#	%
1	2	ANC	012860	189	14	7.4		-		-	24	12.7	12	6.3		-	36	19.0	43	22.8	79	41.8
2	2	ASUB	001091	427	45	10.5		-		-	104	24.4	18	4.2		1.4	128	30.0	94	22.0	222	52.0
3	2	ASUMH	901090	111		8.1		-		-	31	27.9		2.7	12	10.8	46	41.4	16	14.4	62	55.9
4	2	ASUN	011949	63		9.5		-		-		14.3		3.2		-	11	17.5	15	23.8	26	41.3
5	2	BRTC	020522	240	15	6.3		-		-	43	17.9		3.3		2.1	56	23.3	69	28.8	125	52.1
6	2	CCCUA	022209	72	10	13.9		-		-		8.3		5.6		4.2	13	18.1	22	30.6	35	48.6
7	2	CotO	009976	103		8.7		-		-	12	11.7	18	17.5		1.0	31	30.1	15	14.6	46	44.7
8	2	EACC	012260	150	13	8.7		-		-	20	13.3		0.7		-	21	14.0	45	30.0	66	44.0
9	2	MSCC	023482	91		9.9		-		-		8.8				-		8.8	32	35.2	40	44.0
10	2	NAC	012261	194	21	10.8		-		-	27	13.9		3.6		-	34	17.5	45	23.2	79	40.7
11	2	NPCC	012105	174	15	8.6		-		-	21	12.1		-		0.6	22	12.6	55	31.6	77	44.3
12	2	NWACC	030633	372	49	13.2		-		-	50	13.4		-		0.3	51	13.7	119	32.0	170	45.7
13	2	OZC	020870	157	10	6.4		-		-	21	13.4		-		3.8	27	17.2	41	26.1	68	43.3
14	2	PCCUA	001104	80	10	12.5		-		-	14	17.5		5.0		-	18	22.5	14	17.5	32	40.0
15	2	PTC	020753	536	43	8.0		-		-	38	7.1	16	3.0		-	54	10.1	199	37.1	253	47.2
16	2	RMCC	021111	72	14	19.4		-		-	14	19.4		1.4		-	15	20.8	13	18.1	28	38.9
17	2	SACC	020746	89		7.9		-		-		7.9		1.1		1.1		10.1	30	33.7	39	43.8
18	2	SAUT	007738	83		9.6		-		-	17	20.5		4.8		-	21	25.3	16	19.3	37	44.6
19	2	SEAC	005707	151	13	8.6		-		-	11	7.3		-		1.3	13	8.6	53	35.1	66	43.7
20	2	UACCB	020735	146	17	11.6		-		-	17	11.6		-	33	22.6	50	34.2	19	13.0	69	47.3
21	2	UACCH	005732	161	12	7.5		-		-	21	13.0		-		4.3	28	17.4	40	24.8	68	42.2
22	2	UACCM	005245	264	28	10.6		-		-	47	17.8		0.4		-	48	18.2	57	21.6	105	39.8
2-Year Colleges				3,925	377	9.6		-		-	562	14.3	100	2.5	78	2.0	740	18.9	1,052	26.8	1,792	45.7

NOTES: When a student received more than one award, only the highest award was counted.

TIME PERIOD CONSIDERATIONS:

1. CP Graduates are counted from these graduation dates = '092007' , '102007' , '112007' , '122007' , '012008' , '022008' , '032008' , '042008' , '052008' , so this is essentially through the Spring term
2. TC Graduates include 1 full academic year plus these graduation dates = '072008' , '082008' , '092008' , '102008' , '112008' , '122008' , so this is through the next Fall term.
3. Associate Graduates include 3 full academic years plus these graduation dates = '072010' , '082010' , so this includes the next 2 months of July and August.
4. AC Graduates include 4 full academic years plus these graduation dates = '072011' , '082011' , '092011' , '102011' , '112011' , '122011' , so this is through the next Fall term.
5. Baccalaureate Graduates include 6 full academic years plus these graduation dates = '072013' , '082013' , so this includes the next 2 months of July and August.
6. All counts of less than 10 are not shown due to FERPA

IPEDS/ADHE Graduation Rate Calculation by GENDER

Cohort Year selected = 2009 and Time Period Covered = AFTER THREE (3) YEARS (from AY2009 thru AY2011) for Two-Year Colleges for Females.

#	IT	College	FICE	Cohort	Transfers		Bacc.		Adv. Cert.		Assoc.		Tech. Cert.		Cert. Prof.		Graduates		Retained		Success	
					#	%	#	%	#	%	#	%	#	%	#	%	#	%	#	%	#	%
1	2	ANC	012860	139	10	7.2		-		-	26	18.7		5.0		-	33	23.7	34	24.5	67	48.2
2	2	ASUB	001091	458	59	12.9		-		-	113	24.7	12	2.6	12	2.6	137	29.9	79	17.2	216	47.2
3	2	ASUMH	901090	148	17	11.5		-		-	37	25.0		2.0	10	6.8	50	33.8	29	19.6	79	53.4
4	2	ASUN	011949	81	10	12.3		-		-		8.6	10	12.3		1.2	18	22.2	13	16.0	31	38.3
5	2	BRTC	020522	189	25	13.2		-		-	27	14.3		2.1		2.1	35	18.5	49	25.9	84	44.4
6	2	CCCUA	022209	91		3.3		-		-	10	11.0		6.6		1.1	17	18.7	30	33.0	47	51.6
7	2	CotO	009976	105	13	12.4		-		-	20	19.0		4.8		2.9	28	26.7	21	20.0	49	46.7
8	2	EACC	012260	149	14	9.4		-		-	22	14.8		-		-	22	14.8	49	32.9	71	47.7
9	2	MSCC	023482	114	16	14.0		-		-		7.0		-		0.9		7.9	32	28.1	41	36.0
10	2	NAC	012261	237	18	7.6		-		-	35	14.8		0.8		-	37	15.6	51	21.5	88	37.1
11	2	NPCC	012105	196	22	11.2		-		-	25	12.8		0.5		1.5	29	14.8	58	29.6	87	44.4
12	2	NWACC	030633	340	33	9.7		-		-	50	14.7		-		0.3	51	15.0	115	33.8	166	48.8
13	2	OZC	020870	123	15	12.2		-		-	19	15.4		-		2.4	22	17.9	39	31.7	61	49.6
14	2	PCCUA	001104	93	10	10.8		-		-	12	12.9		3.2		-	15	16.1	30	32.3	45	48.4
15	2	PTC	020753	447	29	6.5		-		-	54	12.1		0.7		-	57	12.8	151	33.8	208	46.5
16	2	RMCC	021111	93		9.7		-		-	19	20.4		-		-	19	20.4	16	17.2	35	37.6
17	2	SACC	020746	104		6.7		-		-		4.8		1.9		2.9	10	9.6	36	34.6	46	44.2
18	2	SAUT	007738	94	13	13.8		-		-	21	22.3		7.4		-	28	29.8	14	14.9	42	44.7
19	2	SEAC	005707	127		4.7		-		-		3.9		-	14	11.0	19	15.0	36	28.3	55	43.3
20	2	UACCB	020735	135	22	16.3		-		-	25	18.5		-	17	12.6	42	31.1	29	21.5	71	52.6
21	2	UACCH	005732	96	12	12.5		-		-	13	13.5		-		5.2	18	18.8	26	27.1	44	45.8
22	2	UACCM	005245	249	29	11.6		-		-	42	16.9		-		0.8	44	17.7	50	20.1	94	37.8
2-Year Colleges				3,808	392	10.3		-		-	595	15.6	65	1.7	80	2.1	740	19.4	987	25.9	1,727	45.4

NOTES: When a student received more than one award, only the highest award was counted.

TIME PERIOD CONSIDERATIONS:

1. CP Graduates are counted from these graduation dates = '092008' , '102008' , '112008' , '122008' , '012009' , '022009' , '032009' , '042009' , '052009' , so this is essentially through the Spring term
2. TC Graduates include 1 full academic year plus these graduation dates = '072009' , '082009' , '092009' , '102009' , '112009' , '122009' , so this is through the next Fall term.
3. Associate Graduates include 3 full academic years plus these graduation dates = '072011' , '082011' , so this includes the next 2 months of July and August.
4. AC Graduates include 4 full academic years plus these graduation dates = '072012' , '082012' , '092012' , '102012' , '112012' , '122012' , so this is through the next Fall term.
5. Baccalaureate Graduates include 6 full academic years plus these graduation dates = '072014' , '082014' , so this includes the next 2 months of July and August.
6. All counts of less than 10 are not shown due to FERPA

IPEDS/ADHE Graduation Rate Calculation by GENDER

Cohort Year selected = 2010 and Time Period Covered = AFTER THREE (3) YEARS (from AY2010 thru AY2012) for Two-Year Colleges for Females.

#	IT	College	FICE	Cohort	Transfers		Bacc.		Adv. Cert.		Assoc.		Tech. Cert.		Cert. Prof.		Graduates		Retained		Success	
					#	%	#	%	#	%	#	%	#	%	#	%	#	%	#	%	#	%
1	2	ANC	012860	211		4.3					24	11.4		3.3		2.4	36	17.1	55	26.1	91	43.1
2	2	ASUB	001091	479	60	12.5					115	24.0	16	3.3		0.4	133	27.8	95	19.8	228	47.6
3	2	ASUMH	901090	108		6.5					30	27.8		-	18	16.7	48	44.4	17	15.7	65	60.2
4	2	ASUN	011949	119		5.0					15	12.6		7.6		0.8	25	21.0	15	12.6	40	33.6
5	2	BRTC	020522	272	35	12.9					28	10.3		1.1		2.2	37	13.6	80	29.4	117	43.0
6	2	CCCUA	022209	93	13	14.0					13	14.0		5.4		1.1	19	20.4	19	20.4	38	40.9
7	2	CotO	009976	77		5.2					11	14.3	16	20.8		3.9	30	39.0	10	13.0	40	51.9
8	2	EACC	012260	162	24	14.8					15	9.3		-		0.6	16	9.9	40	24.7	56	34.6
9	2	MSCC	023482	130	12	9.2					11	8.5		-		0.8	12	9.2	38	29.2	50	38.5
10	2	NAC	012261	260	27	10.4					38	14.6		2.3		0.4	45	17.3	59	22.7	104	40.0
11	2	NPCC	012105	249	23	9.2					31	12.4		-		0.8	33	13.3	71	28.5	104	41.8
12	2	NWACC	030633	419	57	13.6					64	15.3		-		-	64	15.3	136	32.5	200	47.7
13	2	OZC	020870	124	11	8.9					19	15.3		-		2.4	22	17.7	32	25.8	54	43.5
14	2	PCCUA	001104	143	22	15.4					19	13.3		0.7		0.7	21	14.7	38	26.6	59	41.3
15	2	PTC	020753	577	62	10.7					53	9.2		0.2		-	54	9.4	226	39.2	280	48.5
16	2	RMCC	021111	82		4.9					12	14.6		1.2		-	13	15.9	16	19.5	29	35.4
17	2	SACC	020746	97		9.3					6.2			-		2.1		8.2	35	36.1	43	44.3
18	2	SAUT	007738	100	13	13.0					12	12.0		3.0		5.0	20	20.0	12	12.0	32	32.0
19	2	SEAC	005707	153	12	7.8					16	10.5		-	22	14.4	38	24.8	21	13.7	59	38.6
20	2	UACCB	020735	184	23	12.5					31	16.8		-	24	13.0	55	29.9	30	16.3	85	46.2
21	2	UACCH	005732	125		4.8					19	15.2		0.8		4.8	26	20.8	34	27.2	60	48.0
22	2	UACCM	005245	314	48	15.3					57	18.2		-		1.0	60	19.1	55	17.5	115	36.6
2-Year Colleges				4,478	487	10.9					639	14.3	69	1.5	107	2.4	815	18.2	1,134	25.3	1,949	43.5

NOTES: When a student received more than one award, only the highest award was counted.

TIME PERIOD CONSIDERATIONS:

1. CP Graduates are counted from these graduation dates = '092009', '102009', '112009', '122009', '012010', '022010', '032010', '042010', '052010', so this is essentially through the Spring term.
2. TC Graduates include 1 full academic year plus these graduation dates = '072010', '082010', '092010', '102010', '112010', '122010', so this is through the next Fall term.
3. Associate Graduates include 3 full academic years plus these graduation dates = '072012', '082012', so this includes the next 2 months of July and August.
4. AC Graduates include 4 full academic years plus these graduation dates = '072013', '082013', '092013', '102013', '112013', '122013', so this is through the next Fall term.
5. Baccalaureate Graduates include 6 full academic years plus these graduation dates = '072015', '082015', so this includes the next 2 months of July and August.
6. All counts of less than 10 are not shown due to FERPA

IPEDS/ADHE Graduation Rate Calculation by RACE/ETHNICITY

Cohort Year selected = 2003 and Time Period Covered = AFTER SIX (6) YEARS (from AY2003 thru AY2008)
for Four-Year Universities for Asians/Pacific Islanders.

#	IT	College	FICE	Cohort	Transfers		Bacc.		Adv. Cert.		Assoc.		Tech. Cert.		Cert. Prof.		Graduates		Retained		Success	
					#	%	#	%	#	%	#	%	#	%	#	%	#	%	#	%	#	%
1	1	ASUJ	001090	19		21.1		26.3		-		-		-		-		26.3		10.5		36.8
2	1	ATU	001089			25.0		25.0		-		-		-		-		25.0		12.5		37.5
3	1	HSU	001098			-		50.0		-		-		-		-		50.0		-		50.0
4	1	SAUM	001107			50.0		-		-		-		-		-		-		-		-
5	1	UAF	001108	53	10	18.9	35	66.0		-		-		-		-	35	66.0		3.8	37	69.8
6	1	UAFS	001110	41		17.1		9.8		-	9.8		-		-	-	19.5		17.1	15	36.6	
7	1	UALR	001101	10		20.0		30.0		-	-		-		-	-	30.0		30.0		60.0	
8	1	UAM	001085			-		100.0		-	-		-		-	-	100.0		-		100.0	
9	1	UAMS	001109			-		-		-	-		-		-	-	-		-		-	
10	1	UAPB	001086			-		-		-	-		-		-	-	-		-		-	
11	1	UCA	001092	17		29.4		41.2		-	-		-		-	-	41.2		5.9		47.1	
4-Year Universities				153	31	20.3	58	37.9			2.6						62	40.5	16	10.5	78	51.0

NOTES: When a student received more than one award, only the highest award was counted.

TIME PERIOD CONSIDERATIONS:

1. CP Graduates are counted from these graduation dates = '092002', '102002', '112002', '122002', '012003', '022003', '032003', '042003', '052003', so this is essentially through the Spring term.
2. TC Graduates include 1 full academic year plus these graduation dates = '072003', '082003', '092003', '102003', '112003', '122003', so this is through the next Fall term.
3. Associate Graduates include 3 full academic years plus these graduation dates = '072005', '082005', so this includes the next 2 months of July and August.
4. AC Graduates include 4 full academic years plus these graduation dates = '072006', '082006', '092006', '102006', '112006', '122006', so this is through the next Fall term.
5. Baccalaureate Graduates include 6 full academic years plus these graduation dates = '072008', '082008', so this includes the next 2 months of July and August.
6. All counts of less than 10 are not shown due to FERPA.

IPEDS/ADHE Graduation Rate Calculation by RACE/ETHNICITY

Cohort Year selected = 2004 and Time Period Covered = AFTER SIX (6) YEARS (from AY2004 thru AY2009) for Four-Year Universities
for Asians/Pacific Islanders.

#	IT	College	FICE	Cohort	Transfers		Bacc.		Adv. Cert.		Assoc.		Tech. Cert.		Cert. Prof.		Graduates		Retained		Success	
					#	%	#	%	#	%	#	%	#	%	#	%	#	%	#	%	#	%
1	1	ASUJ	001090	13		15.4		46.2		-		-		-		-		46.2		7.7		53.8
2	1	ATU	001089	14		35.7		35.7		-		-		-		-		35.7		7.1		42.9
3	1	HSU	001098			50.0		50.0		-		-		-		-		50.0		-		50.0
4	1	SAUM	001107			-		80.0		-		-		-		-		80.0		-		80.0
5	1	UAF	001108	63		14.3	41	65.1		-		-		-		-	41	65.1		6.3	45	71.4
6	1	UAFS	001110	31		9.7		16.1		-	3.2		-		-	-	19.4		22.6	13	41.9	
7	1	UALR	001101	13		15.4		46.2		-	-		-		-	-	46.2		-		46.2	
8	1	UAM	001085			25.0		50.0		-	-		-		-	-	50.0		-		50.0	
9	1	UAMS	001109			-		-		-	-		-		-	-	-		-		-	
10	1	UAPB	001086			100.0		-		-	-		-		-	-	-		-		-	
11	1	UCA	001092	44		13.6	30	68.2		-	-		-		-	-	30	68.2		2.3	31	70.5
4-Year Universities				190	30	15.8	100	52.6			0.5						101	53.2	14	7.4	115	60.5

NOTES: When a student received more than one award, only the highest award was counted.

TIME PERIOD CONSIDERATIONS:

1. CP Graduates are counted from these graduation dates = '092003', '102003', '112003', '122003', '012004', '022004', '032004', '042004', '052004', so this is essentially through the Spring term.
2. TC Graduates include 1 full academic year plus these graduation dates = '072004', '082004', '092004', '102004', '112004', '122004', so this is through the next Fall term.
3. Associate Graduates include 3 full academic years plus these graduation dates = '072006', '082006', so this includes the next 2 months of July and August.
4. AC Graduates include 4 full academic years plus these graduation dates = '072007', '082007', '092007', '102007', '112007', '122007', so this is through the next Fall term.
5. Baccalaureate Graduates include 6 full academic years plus these graduation dates = '072009', '082009', so this includes the next 2 months of July and August.
6. All counts of less than 10 are not shown due to FERPA.

IPEDS/ADHE Graduation Rate Calculation by RACE/ETHNICITY

Cohort Year selected = 2005 and Time Period Covered = AFTER SIX (6) YEARS (from AY2005 thru AY2010) for Four-Year Universities for Asians/Pacific Islanders.

#	IT	College	FICE	Cohort	Transfers		Bacc.		Adv. Cert.		Assoc.		Tech. Cert.		Cert. Prof.		Graduates		Retained		Success		
					#	%	#	%	#	%	#	%	#	%	#	%	#	%	#	%	#	%	
1	1	ASUJ	001090			40.0		40.0		-		-		-		-		40.0		20.0		60.0	
2	1	ATU	001089	14		28.6		21.4		-		-		-		-		21.4		14.3		35.7	
3	1	HSU	001098			50.0		-		-		-		-		-		-		-		-	
4	1	SAUM	001107			-		50.0		-		-		-		-		50.0		-		50.0	
5	1	UAF	001108	61		11.5	41	67.2		-		-		-		-		41	67.2	3.3	43	70.5	
6	1	UAFS	001110	37		13.5		10.8		-		10.8		-		-		21.6		24.3	17	45.9	
7	1	UALR	001101	15		20.0		40.0		-		-		-		-		40.0		6.7		46.7	
8	1	UAM	001085			-		100.0		-		-		-		-		100.0		-		100.0	
9	1	UAMS	001109			-		-		-		-		-		-		-		-		-	
10	1	UAPB	001086			50.0		50.0		-		-		-		-		50.0		-		50.0	
11	1	UCA	001092	40		22.5	17	42.5		-		-		-		-		17	42.5	10.0	21	52.5	
4-Year Universities				183	33	18.0	77	42.1			2.2							81	44.3	19	10.4	100	54.6

NOTES: When a student received more than one award, only the highest award was counted.

TIME PERIOD CONSIDERATIONS:

1. CP Graduates are counted from these graduation dates = '092004', '102004', '112004', '122004', '012005', '022005', '032005', '042005', '052005', so this is essentially through the Spring term.
2. TC Graduates include 1 full academic year plus these graduation dates = '072005', '082005', '092005', '102005', '112005', '122005', so this is through the next Fall term.
3. Associate Graduates include 3 full academic years plus these graduation dates = '072007', '082007', so this includes the next 2 months of July and August.
4. AC Graduates include 4 full academic years plus these graduation dates = '072008', '082008', '092008', '102008', '112008', '122008', so this is through the next Fall term.
5. Baccalaureate Graduates include 6 full academic years plus these graduation dates = '072010', '082010', so this includes the next 2 months of July and August.
6. All counts of less than 10 are not shown due to FERPA.

IPEDS/ADHE Graduation Rate Calculation by RACE/ETHNICITY

Cohort Year selected = 2006 and Time Period Covered = AFTER SIX (6) YEARS (from AY2006 thru AY2011) for Four-Year Universities for Asians/Pacific Islanders.

#	IT	College	FICE	Cohort	Transfers		Bacc.		Adv. Cert.		Assoc.		Tech. Cert.		Cert. Prof.		Graduates		Retained		Success		
					#	%	#	%	#	%	#	%	#	%	#	%	#	%	#	%	#	%	
1	1	ASUJ	001090			16.7		16.7		-		-		-		-		16.7		16.7		33.3	
2	1	ATU	001089	18		22.2	10	55.6		-		-		5.6		-		11	61.1		11	61.1	
3	1	HSU	001098			-		50.0		-		-		-		-		50.0		-		50.0	
4	1	SAUM	001107			100.0		-		-		-		-		-		-		-		-	
5	1	UAF	001108	75	16	21.3	40	53.3		-		-		-		-		40	53.3	9.3	47	62.7	
6	1	UAFS	001110	36		8.3	12	33.3		-		5.6		-		-		14	38.9	16.7	20	55.6	
7	1	UALR	001101	17		11.8		41.2		-		-		-		-		41.2		17.6	10	58.8	
8	1	UAM	001085			-		100.0		-		-		-		-		100.0		-		100.0	
9	1	UAMS	001109			-		-		-		-		-		-		-		-		-	
10	1	UAPB	001086			100.0		-		-		-		-		-		-		-		-	
11	1	UCA	001092	39		7.7	19	48.7		-		-		-		-		19	48.7	12.8	24	61.5	
4-Year Universities				196	31	15.8	91	46.4			1.0		0.5					94	48.0	22	11.2	116	59.2

NOTES: When a student received more than one award, only the highest award was counted.

TIME PERIOD CONSIDERATIONS:

1. CP Graduates are counted from these graduation dates = '092005', '102005', '112005', '122005', '012006', '022006', '032006', '042006', '052006', so this is essentially through the Spring term.
2. TC Graduates include 1 full academic year plus these graduation dates = '072006', '082006', '092006', '102006', '112006', '122006', so this is through the next Fall term.
3. Associate Graduates include 3 full academic years plus these graduation dates = '072008', '082008', so this includes the next 2 months of July and August.
4. AC Graduates include 4 full academic years plus these graduation dates = '072009', '082009', '092009', '102009', '112009', '122009', so this is through the next Fall term.
5. Baccalaureate Graduates include 6 full academic years plus these graduation dates = '072011', '082011', so this includes the next 2 months of July and August.
6. All counts of less than 10 are not shown due to FERPA.

IPEDS/ADHE Graduation Rate Calculation by RACE/ETHNICITY

Cohort Year selected = 2007 and Time Period Covered = AFTER SIX (6) YEARS (from AY2007 thru AY2012) for Four-Year Universities for Asians/Pacific Islanders.

#	IT	College	FICE	Cohort	Transfers		Bacc.		Adv. Cert.		Assoc.		Tech. Cert.		Cert. Prof.		Graduates		Retained		Success		
					#	%	#	%	#	%	#	%	#	%	#	%	#	%	#	%	#	%	
1	1	ASUJ	001090			-		71.4		-		-		-		-		71.4		14.3		85.7	
2	1	ATU	001089	16		18.8		50.0		-		6.3		12.5		-		11	68.8		-	11	68.8
3	1	HSU	001098			20.0		60.0		-		-		-		-		60.0		-		60.0	
4	1	SAUM	001107			50.0		33.3		-		-		-		-		33.3		-		33.3	
5	1	UAF	001108	73		12.3	45	61.6		-		-		-		-		45	61.6		11.0	53	72.6
6	1	UAFS	001110	39		20.5		17.9		-		5.1		-		-		23.1		23.1		18	46.2
7	1	UALR	001101			12.5		37.5		-		-		-		-		37.5		25.0		62.5	
8	1	UAM	001085			-		100.0		-		-		-		-		100.0		-		100.0	
9	1	UAMS	001109			-		-		-		-		-		-		-		-		-	
10	1	UAPB	001086			-		-		-		-		-		-		-		100.0		100.0	
11	1	UCA	001092	32		25.0	13	40.6		-		-		-		-		13	40.6		3.1	14	43.8
4-Year Universities				188	33	17.6	87	46.3				1.6		1.1				92	48.9	22	11.7	114	60.6

NOTES: When a student received more than one award, only the highest award was counted.

TIME PERIOD CONSIDERATIONS:

1. CP Graduates are counted from these graduation dates = '092006', '102006', '112006', '122006', '012007', '022007', '032007', '042007', '052007', so this is essentially through the Spring term.
2. TC Graduates include 1 full academic year plus these graduation dates = '072007', '082007', '092007', '102007', '112007', '122007', so this is through the next Fall term.
3. Associate Graduates include 3 full academic years plus these graduation dates = '072009', '082009', so this includes the next 2 months of July and August.
4. AC Graduates include 4 full academic years plus these graduation dates = '072010', '082010', '092010', '102010', '112010', '122010', so this is through the next Fall term.
5. Baccalaureate Graduates include 6 full academic years plus these graduation dates = '072012', '082012', so this includes the next 2 months of July and August.
6. All counts of less than 10 are not shown due to FERPA.

IPEDS/ADHE Graduation Rate Calculation by RACE/ETHNICITY

Cohort Year selected = 2003 and Time Period Covered = AFTER SIX (6) YEARS (from AY2003 thru AY2008) for Four-Year Universities for Blacks.

#	IT	College	FICE	Cohort	Transfers		Bacc.		Adv. Cert.		Assoc.		Tech. Cert.		Cert. Prof.		Graduates		Retained		Success		
					#	%	#	%	#	%	#	%	#	%	#	%	#	%	#	%	#	%	
1	1	ASUJ	001090	228	41	18.0	49	21.5		-		-		-		-		49	21.5	15	6.6	64	28.1
2	1	ATU	001089	62	18	29.0	11	17.7		-		-		-		-		11	17.7		1.6	12	19.4
3	1	HSU	001098	80	21	26.3	30	37.5		-		-		-		-		30	37.5		11.3	39	48.8
4	1	SAUM	001107	148	29	19.6	40	27.0		-		0.7		-		-		41	27.7		4.7	48	32.4
5	1	UAF	001108	149	26	17.4	61	40.9		-		-		-		-		61	40.9	14	9.4	75	50.3
6	1	UAFS	001110	43		7.0		4.7		-		20.9		-		-		11	25.6		7.0	14	32.6
7	1	UALR	001101	272	70	25.7	26	9.6		-		-		-		-		26	9.6	35	12.9	61	22.4
8	1	UAM	001085	140	24	17.1	15	10.7		-		0.7		-		-		16	11.4	14	10.0	30	21.4
9	1	UAMS	001109			-		-		-		-		-		-		-		-		-	
10	1	UAPB	001086	699	104	14.9	192	27.5		-		-		-		-		192	27.5	57	8.2	249	35.6
11	1	UCA	001092	299	100	33.4	76	25.4		-		-		-		-		76	25.4	28	9.4	104	34.8
4-Year Universities				2,120	436	20.6	502	23.7				11	0.5					513	24.2	183	8.6	696	32.8

NOTES: When a student received more than one award, only the highest award was counted.

TIME PERIOD CONSIDERATIONS:

1. CP Graduates are counted from these graduation dates = '092002', '102002', '112002', '122002', '012003', '022003', '032003', '042003', '052003', so this is essentially through the Spring term.
2. TC Graduates include 1 full academic year plus these graduation dates = '072003', '082003', '092003', '102003', '112003', '122003', so this is through the next Fall term.
3. Associate Graduates include 3 full academic years plus these graduation dates = '072005', '082005', so this includes the next 2 months of July and August.
4. AC Graduates include 4 full academic years plus these graduation dates = '072006', '082006', '092006', '102006', '112006', '122006', so this is through the next Fall term.
5. Baccalaureate Graduates include 6 full academic years plus these graduation dates = '072008', '082008', so this includes the next 2 months of July and August.
6. All counts of less than 10 are not shown due to FERPA.

IPEDS/ADHE Graduation Rate Calculation by RACE/ETHNICITY

Cohort Year selected = 2004 and Time Period Covered = AFTER SIX (6) YEARS (from AY2004 thru AY2009) for Four-Year Universities for Blacks.

#	IT	College	FICE	Cohort	Transfers		Bacc.		Adv. Cert.		Assoc.		Tech. Cert.		Cert. Prof.		Graduates		Retained		Success	
					#	%	#	%	#	%	#	%	#	%	#	%	#	%	#	%	#	%
1	1	ASUJ	001090	237	41	17.3	70	29.5	-	-	-	-	-	-	-	-	70	29.5	20	8.4	90	38.0
2	1	ATU	001089	70	19	27.1	20	28.6	-	-	-	-	-	-	-	-	20	28.6	-	5.7	24	34.3
3	1	HSU	001098	86	24	27.9	24	27.9	-	-	-	-	-	-	-	-	24	27.9	-	7.0	30	34.9
4	1	SAUM	001107	152	24	15.8	36	23.7	-	-	-	-	-	-	-	-	36	23.7	-	5.3	44	28.9
5	1	UAF	001108	109	26	23.9	44	40.4	-	-	-	-	-	-	-	-	44	40.4	12	11.0	56	51.4
6	1	UAFS	001110	33	-	21.2	-	3.0	-	-	6.1	-	-	-	-	-	-	9.1	-	12.1	-	21.2
7	1	UALR	001101	273	72	26.4	17	6.2	-	-	0.7	-	-	-	-	-	19	7.0	22	8.1	41	15.0
8	1	UAM	001085	221	45	20.4	20	9.0	-	-	0.9	-	2.7	-	-	-	28	12.7	21	9.5	49	22.2
9	1	UAMS	001109	-	-	-	-	-	-	-	-	-	-	-	-	-	-	-	-	-	-	-
10	1	UAPB	001086	712	91	12.8	174	24.4	-	-	-	-	-	-	-	-	174	24.4	58	8.1	232	32.6
11	1	UCA	001092	471	144	30.6	130	27.6	-	-	-	-	-	-	-	-	130	27.6	35	7.4	165	35.0
4-Year Universities				2,364	493	20.9	536	22.7	-	-	0.3	-	0.3	-	-	-	548	23.2	190	8.0	738	31.2

NOTES: When a student received more than one award, only the highest award was counted.

TIME PERIOD CONSIDERATIONS:

1. CP Graduates are counted from these graduation dates = '092003', '102003', '112003', '122003', '012004', '022004', '032004', '042004', '052004', so this is essentially through the Spring term.
2. TC Graduates include 1 full academic year plus these graduation dates = '072004', '082004', '092004', '102004', '112004', '122004', so this is through the next Fall term.
3. Associate Graduates include 3 full academic years plus these graduation dates = '072006', '082006', so this includes the next 2 months of July and August.
4. AC Graduates include 4 full academic years plus these graduation dates = '072007', '082007', '092007', '102007', '112007', '122007', so this is through the next Fall term.
5. Baccalaureate Graduates include 6 full academic years plus these graduation dates = '072009', '082009', so this includes the next 2 months of July and August.
6. All counts of less than 10 are not shown due to FERPA.

IPEDS/ADHE Graduation Rate Calculation by RACE/ETHNICITY

Cohort Year selected = 2005 and Time Period Covered = AFTER SIX (6) YEARS (from AY2005 thru AY2010) for Four-Year Universities for Blacks.

#	IT	College	FICE	Cohort	Transfers		Bacc.		Adv. Cert.		Assoc.		Tech. Cert.		Cert. Prof.		Graduates		Retained		Success	
					#	%	#	%	#	%	#	%	#	%	#	%	#	%	#	%	#	%
1	1	ASUJ	001090	314	63	20.1	57	18.2	-	-	0.3	-	-	-	-	-	58	18.5	24	7.6	82	26.1
2	1	ATU	001089	77	23	29.9	14	18.2	-	-	-	-	-	-	-	-	14	18.2	-	6.5	19	24.7
3	1	HSU	001098	105	24	22.9	29	27.6	-	-	-	-	-	-	-	-	29	27.6	15	14.3	44	41.9
4	1	SAUM	001107	181	37	20.4	48	26.5	-	-	-	-	-	-	-	-	48	26.5	-	2.8	53	29.3
5	1	UAF	001108	114	24	21.1	43	37.7	-	-	-	-	-	-	-	-	43	37.7	-	7.9	52	45.6
6	1	UAFS	001110	25	-	16.0	-	8.0	-	-	28.0	-	-	-	-	-	-	36.0	-	8.0	11	44.0
7	1	UALR	001101	301	87	28.9	26	8.6	-	-	-	-	-	-	-	-	26	8.6	29	9.6	55	18.3
8	1	UAM	001085	219	27	12.3	30	13.7	-	-	1.4	-	0.9	-	-	-	35	16.0	20	9.1	55	25.1
9	1	UAMS	001109	-	-	-	-	-	-	-	-	-	-	-	-	-	-	-	-	-	-	-
10	1	UAPB	001086	677	100	14.8	159	23.5	-	-	-	-	-	-	-	-	159	23.5	44	6.5	203	30.0
11	1	UCA	001092	368	113	30.7	93	25.3	-	-	0.3	-	-	-	-	-	94	25.5	30	8.2	124	33.7
4-Year Universities				2,381	502	21.1	501	21.0	-	-	12	0.5	0.1	-	-	-	515	21.6	183	7.7	698	29.3

NOTES: When a student received more than one award, only the highest award was counted.

TIME PERIOD CONSIDERATIONS:

1. CP Graduates are counted from these graduation dates = '092004', '102004', '112004', '122004', '012005', '022005', '032005', '042005', '052005', so this is essentially through the Spring term.
2. TC Graduates include 1 full academic year plus these graduation dates = '072005', '082005', '092005', '102005', '112005', '122005', so this is through the next Fall term.
3. Associate Graduates include 3 full academic years plus these graduation dates = '072007', '082007', so this includes the next 2 months of July and August.
4. AC Graduates include 4 full academic years plus these graduation dates = '072008', '082008', '092008', '102008', '112008', '122008', so this is through the next Fall term.
5. Baccalaureate Graduates include 6 full academic years plus these graduation dates = '072010', '082010', so this includes the next 2 months of July and August.
6. All counts of less than 10 are not shown due to FERPA.

IPEDS/ADHE Graduation Rate Calculation by RACE/ETHNICITY

Cohort Year selected = 2006 and Time Period Covered = AFTER SIX (6) YEARS (from AY2006 thru AY2011) for Four-Year Universities for Blacks.

#	IT	College	FICE	Cohort	Transfers		Bacc.		Adv. Cert.		Assoc.		Tech. Cert.		Cert. Prof.		Graduates		Retained		Success	
					#	%	#	%	#	%	#	%	#	%	#	%	#	%	#	%	#	%
1	1	ASUJ	001090	333	62	18.6	82	24.6	-	-	-	-	-	-	-	-	82	24.6	2.7	91	27.3	
2	1	ATU	001089	87	17	19.5	22	25.3	-	-	-	-	1.1	-	-	-	23	26.4	2.3	25	28.7	
3	1	HSU	001098	102	27	26.5	26	25.5	-	-	-	-	-	-	-	-	26	25.5	4.9	31	30.4	
4	1	SAUM	001107	143	19	13.3	34	23.8	-	-	0.7	-	-	-	-	-	35	24.5	13	9.1	48	33.6
5	1	UAF	001108	123	19	15.4	56	45.5	-	-	-	-	-	-	-	-	56	45.5	13	10.6	69	56.1
6	1	UAFS	001110	32	-	15.6	-	3.1	-	-	9.4	-	-	-	-	-	-	12.5	-	3.1	-	15.6
7	1	UALR	001101	296	76	25.7	40	13.5	-	-	0.3	-	-	-	-	-	41	13.9	23	7.8	64	21.6
8	1	UAM	001085	234	39	16.7	22	9.4	-	-	1.3	-	3.0	-	-	-	32	13.7	13	5.6	45	19.2
9	1	UAMS	001109	-	-	-	-	-	-	-	-	-	-	-	-	-	-	-	-	-	-	-
10	1	UAPB	001086	697	106	15.2	160	23.0	-	-	-	-	-	-	-	-	160	23.0	38	5.5	198	28.4
11	1	UCA	001092	475	136	28.6	105	22.1	-	-	-	-	-	-	-	-	105	22.1	40	8.4	145	30.5
4-Year Universities				2,522	506	20.1	548	21.7	-	-	0.3	-	0.3	-	-	-	564	22.4	157	6.2	721	28.6

NOTES: When a student received more than one award, only the highest award was counted.

TIME PERIOD CONSIDERATIONS:

1. CP Graduates are counted from these graduation dates = '092005', '102005', '112005', '122005', '012006', '022006', '032006', '042006', '052006', so this is essentially through the Spring term.
2. TC Graduates include 1 full academic year plus these graduation dates = '072006', '082006', '092006', '102006', '112006', '122006', so this is through the next Fall term.
3. Associate Graduates include 3 full academic years plus these graduation dates = '072008', '082008', so this includes the next 2 months of July and August.
4. AC Graduates include 4 full academic years plus these graduation dates = '072009', '082009', '092009', '102009', '112009', '122009', so this is through the next Fall term.
5. Baccalaureate Graduates include 6 full academic years plus these graduation dates = '072011', '082011', so this includes the next 2 months of July and August.
6. All counts of less than 10 are not shown due to FERPA.

IPEDS/ADHE Graduation Rate Calculation by RACE/ETHNICITY

Cohort Year selected = 2007 and Time Period Covered = AFTER SIX (6) YEARS (from AY2007 thru AY2012) for Four-Year Universities for Blacks.

#	IT	College	FICE	Cohort	Transfers		Bacc.		Adv. Cert.		Assoc.		Tech. Cert.		Cert. Prof.		Graduates		Retained		Success	
					#	%	#	%	#	%	#	%	#	%	#	%	#	%	#	%	#	%
1	1	ASUJ	001090	361	75	20.8	91	25.2	-	-	-	-	-	-	-	-	91	25.2	20	5.5	111	30.7
2	1	ATU	001089	106	22	20.8	25	23.6	-	-	0.9	-	-	-	1.9	-	28	26.4	4.7	33	31.1	
3	1	HSU	001098	107	23	21.5	33	30.8	-	-	-	-	-	-	-	-	33	30.8	5.6	39	36.4	
4	1	SAUM	001107	156	33	21.2	44	28.2	-	-	-	-	-	-	-	-	44	28.2	3.8	50	32.1	
5	1	UAF	001108	106	19	17.9	52	49.1	-	-	-	-	-	-	-	-	52	49.1	5.7	58	54.7	
6	1	UAFS	001110	37	-	10.8	-	8.1	-	-	10.8	-	-	-	-	-	-	18.9	-	8.1	10	27.0
7	1	UALR	001101	227	63	27.8	22	9.7	-	-	-	-	-	-	-	-	22	9.7	20	8.8	42	18.5
8	1	UAM	001085	207	37	17.9	11	5.3	-	-	1.4	-	2.9	-	0.5	-	21	10.1	14	6.8	35	16.9
9	1	UAMS	001109	-	-	-	-	-	-	-	-	-	-	-	-	-	-	-	-	-	-	-
10	1	UAPB	001086	684	81	11.8	190	27.8	-	-	-	-	-	-	-	-	190	27.8	31	4.5	221	32.3
11	1	UCA	001092	450	129	28.7	109	24.2	-	-	-	-	-	-	-	-	109	24.2	26	5.8	135	30.0
4-Year Universities				2,441	486	19.9	580	23.8	-	-	0.3	-	0.2	-	0.1	-	597	24.5	137	5.6	734	30.1

NOTES: When a student received more than one award, only the highest award was counted.

TIME PERIOD CONSIDERATIONS:

1. CP Graduates are counted from these graduation dates = '092006', '102006', '112006', '122006', '012007', '022007', '032007', '042007', '052007', so this is essentially through the Spring term.
2. TC Graduates include 1 full academic year plus these graduation dates = '072007', '082007', '092007', '102007', '112007', '122007', so this is through the next Fall term.
3. Associate Graduates include 3 full academic years plus these graduation dates = '072009', '082009', so this includes the next 2 months of July and August.
4. AC Graduates include 4 full academic years plus these graduation dates = '072010', '082010', '092010', '102010', '112010', '122010', so this is through the next Fall term.
5. Baccalaureate Graduates include 6 full academic years plus these graduation dates = '072012', '082012', so this includes the next 2 months of July and August.
6. All counts of less than 10 are not shown due to FERPA.

IPEDS/ADHE Graduation Rate Calculation by RACE/ETHNICITY

Cohort Year selected = 2003 and Time Period Covered = AFTER SIX (6) YEARS (from AY2003 thru AY2008) for Four-Year Universities for Hispanics.

#	IT	College	FICE	Cohort	Transfers		Bacc.		Adv. Cert.		Assoc.		Tech. Cert.		Cert. Prof.		Graduates		Retained		Success	
					#	%	#	%	#	%	#	%	#	%	#	%	#	%	#	%	#	%
1	1	ASUJ	001090	13		15.4		30.8		-		-		-		-		30.8		15.4		46.2
2	1	ATU	001089	20		20.0		20.0		-		-		-		-		20.0		20.0		40.0
3	1	HSU	001098	10		-		20.0		-		-		-		-		20.0		-		20.0
4	1	SAUM	001107			22.2		22.2		-		-		-		-		22.2		-		22.2
5	1	UAF	001108	38		10.5	23	60.5		-		-		-		-	23	60.5		10.5	27	71.1
6	1	UAFS	001110	19		15.8		-		-	5.3		-		-		5.3		26.3		31.6	
7	1	UALR	001101	16		37.5		18.8		-		-		-		-	18.8		6.3		25.0	
8	1	UAM	001085			28.6		42.9		-	14.3		-		-		57.1		-		57.1	
9	1	UAMS	001109			-		-		-	-		-		-		-		-		-	
10	1	UAPB	001086			-		-		-	-		-		-		-		-		-	
11	1	UCA	001092	13		38.5		7.7		-	-		-		-		7.7		-		7.7	
4-Year Universities				147	28	19.0	42	28.6				1.4					44	29.9	16	10.9	60	40.8

NOTES: When a student received more than one award, only the highest award was counted.

TIME PERIOD CONSIDERATIONS:

1. CP Graduates are counted from these graduation dates = '092002', '102002', '112002', '122002', '012003', '022003', '032003', '042003', '052003', so this is essentially through the Spring term.
2. TC Graduates include 1 full academic year plus these graduation dates = '072003', '082003', '092003', '102003', '112003', '122003', so this is through the next Fall term.
3. Associate Graduates include 3 full academic years plus these graduation dates = '072005', '082005', so this includes the next 2 months of July and August.
4. AC Graduates include 4 full academic years plus these graduation dates = '072006', '082006', '092006', '102006', '112006', '122006', so this is through the next Fall term.
5. Baccalaureate Graduates include 6 full academic years plus these graduation dates = '072008', '082008', so this includes the next 2 months of July and August.
6. All counts of less than 10 are not shown due to FERPA.

IPEDS/ADHE Graduation Rate Calculation by RACE/ETHNICITY

Cohort Year selected = 2004 and Time Period Covered = AFTER SIX (6) YEARS (from AY2004 thru AY2009) for Four-Year Universities for Hispanics.

#	IT	College	FICE	Cohort	Transfers		Bacc.		Adv. Cert.		Assoc.		Tech. Cert.		Cert. Prof.		Graduates		Retained		Success	
					#	%	#	%	#	%	#	%	#	%	#	%	#	%	#	%	#	%
1	1	ASUJ	001090	16		6.3		37.5		-		-		-		-		37.5		-		37.5
2	1	ATU	001089	28		17.9		25.0		-		-		-		-		25.0		14.3	11	39.3
3	1	HSU	001098			16.7		16.7		-		-		-		-		16.7		16.7		33.3
4	1	SAUM	001107			-		40.0		-		-		-		-		40.0		-		40.0
5	1	UAF	001108	37		16.2	22	59.5		-		-		-		-	22	59.5		2.7	23	62.2
6	1	UAFS	001110	17		11.8		11.8		-	5.9		-		-		17.6		17.6		35.3	
7	1	UALR	001101	13		15.4		46.2		-		-		-		-	46.2		15.4		61.5	
8	1	UAM	001085	13		-		38.5		-		-		-		-	38.5		7.7		46.2	
9	1	UAMS	001109			-		-		-	-		-		-		-		-		-	
10	1	UAPB	001086			-		100.0		-		-		-		-	100.0		-		100.0	
11	1	UCA	001092	40	12	30.0	15	37.5		-		-		-		-	15	37.5		10.0	19	47.5
4-Year Universities				177	29	16.4	68	38.4				0.6					69	39.0	16	9.0	85	48.0

NOTES: When a student received more than one award, only the highest award was counted.

TIME PERIOD CONSIDERATIONS:

1. CP Graduates are counted from these graduation dates = '092003', '102003', '112003', '122003', '012004', '022004', '032004', '042004', '052004', so this is essentially through the Spring term.
2. TC Graduates include 1 full academic year plus these graduation dates = '072004', '082004', '092004', '102004', '112004', '122004', so this is through the next Fall term.
3. Associate Graduates include 3 full academic years plus these graduation dates = '072006', '082006', so this includes the next 2 months of July and August.
4. AC Graduates include 4 full academic years plus these graduation dates = '072007', '082007', '092007', '102007', '112007', '122007', so this is through the next Fall term.
5. Baccalaureate Graduates include 6 full academic years plus these graduation dates = '072009', '082009', so this includes the next 2 months of July and August.
6. All counts of less than 10 are not shown due to FERPA.

IPEDS/ADHE Graduation Rate Calculation by RACE/ETHNICITY

Cohort Year selected = 2005 and Time Period Covered = AFTER SIX (6) YEARS (from AY2005 thru AY2010) for Four-Year Universities for Hispanics.

#	IT	College	FICE	Cohort	Transfers		Bacc.		Adv. Cert.		Assoc.		Tech. Cert.		Cert. Prof.		Graduates		Retained		Success	
					#	%	#	%	#	%	#	%	#	%	#	%	#	%	#	%	#	%
1	1	ASUJ	001090	20		15.0		35.0		-		-		-		-		35.0		5.0		40.0
2	1	ATU	001089	28		7.1		17.9		-		3.6		-		-		21.4		7.1		28.6
3	1	HSU	001098			-		40.0		-		-		-		-		40.0		-		40.0
4	1	SAUM	001107			12.5		25.0		-		-		-		-		25.0		-		25.0
5	1	UAF	001108	53		17.0	23	43.4		-		-		-		-	23	43.4		7.5	27	50.9
6	1	UAFS	001110	34		14.7		8.8		-		-		-		-		8.8		8.8		17.6
7	1	UALR	001101	19		15.8		26.3		-		-		-		-		26.3		10.5		36.8
8	1	UAM	001085	10		40.0		-		-		-		-		-		-		10.0		10.0
9	1	UAMS	001109			-		-		-		-		-		-		-		-		-
10	1	UAPB	001086			-		50.0		-		-		-		-		50.0		-		50.0
11	1	UCA	001092	40		22.5	12	30.0		-		2.5		-		-	13	32.5		2.5	14	35.0
4-Year Universities				219	36	16.4	60	27.4				0.9					62	28.3	14	6.4	76	34.7

NOTES: When a student received more than one award, only the highest award was counted.

TIME PERIOD CONSIDERATIONS:

1. CP Graduates are counted from these graduation dates = '092004', '102004', '112004', '122004', '012005', '022005', '032005', '042005', '052005', so this is essentially through the Spring
2. TC Graduates include 1 full academic year plus these graduation dates = '072005', '082005', '092005', '102005', '112005', '122005', so this is through the next Fall term.
3. Associate Graduates include 3 full academic years plus these graduation dates = '072007', '082007', so this includes the next 2 months of July and August.
4. AC Graduates include 4 full academic years plus these graduation dates = '072008', '082008', '092008', '102008', '112008', '122008', so this is through the next Fall term.
5. Baccalaureate Graduates include 6 full academic years plus these graduation dates = '072010', '082010', so this includes the next 2 months of July and August.
6. All counts of less than 10 are not shown due to FERPA.

IPEDS/ADHE Graduation Rate Calculation by RACE/ETHNICITY

Cohort Year selected = 2006 and Time Period Covered = AFTER SIX (6) YEARS (from AY2006 thru AY2011) for Four-Year Universities for Hispanics.

#	IT	College	FICE	Cohort	Transfers		Bacc.		Adv. Cert.		Assoc.		Tech. Cert.		Cert. Prof.		Graduates		Retained		Success		
					#	%	#	%	#	%	#	%	#	%	#	%	#	%	#	%	#	%	
1	1	ASUJ	001090	21		9.5		28.6		-		-		-		-		28.6		14.3		42.9	
2	1	ATU	001089	33		9.1	14	42.4		-		-		3.0		-	15	45.5		18.2	21	63.6	
3	1	HSU	001098	13		38.5		38.5		-		-		-		-		38.5		-		38.5	
4	1	SAUM	001107			-		40.0		-		-		-		-		40.0		20.0		60.0	
5	1	UAF	001108	75	13	17.3	40	53.3		-		-		-		-	40	53.3		5.3	44	58.7	
6	1	UAFS	001110	27		25.9		7.4		-		14.8		3.7		-		25.9		7.4		33.3	
7	1	UALR	001101	22		18.2		18.2		-		-		-		-		18.2		13.6		31.8	
8	1	UAM	001085	12		25.0		8.3		-		8.3		8.3		-		25.0		8.3		33.3	
9	1	UAMS	001109			-		-		-		-		-		-		-		-		-	
10	1	UAPB	001086			-		-		-		-		-		-		-		-		-	
11	1	UCA	001092	37		13.5	15	40.5		-		-		-		-	15	40.5		16.2	21	56.8	
4-Year Universities				245	42	17.1	89	36.3				2.0			1.2			97	39.6	26	10.6	123	50.2

NOTES: When a student received more than one award, only the highest award was counted.

TIME PERIOD CONSIDERATIONS:

1. CP Graduates are counted from these graduation dates = '092005', '102005', '112005', '122005', '012006', '022006', '032006', '042006', '052006', so this is essentially through the Spring
2. TC Graduates include 1 full academic year plus these graduation dates = '072006', '082006', '092006', '102006', '112006', '122006', so this is through the next Fall term.
3. Associate Graduates include 3 full academic years plus these graduation dates = '072008', '082008', so this includes the next 2 months of July and August.
4. AC Graduates include 4 full academic years plus these graduation dates = '072009', '082009', '092009', '102009', '112009', '122009', so this is through the next Fall term.
5. Baccalaureate Graduates include 6 full academic years plus these graduation dates = '072011', '082011', so this includes the next 2 months of July and August.
6. All counts of less than 10 are not shown due to FERPA.

IPEDS/ADHE Graduation Rate Calculation by RACE/ETHNICITY

Cohort Year selected = 2007 and Time Period Covered = AFTER SIX (6) YEARS (from AY2007 thru AY2012) for Four-Year Universities for Hispanics.

#	IT	College	FICE	Cohort	Transfers		Bacc.		Adv. Cert.		Assoc.		Tech. Cert.		Cert. Prof.		Graduates		Retained		Success		
					#	%	#	%	#	%	#	%	#	%	#	%	#	%	#	%	#	%	
1	1	ASUJ	001090	21		9.5		19.0		-		-		-		-		19.0		4.8		23.8	
2	1	ATU	001089	41		17.1		22.0		-		4.9		4.9		-		13		31.7		15	36.6
3	1	HSU	001098			12.5		25.0		-		-		-		-				12.5		37.5	
4	1	SAUM	001107	12		-		50.0		-		-		-		-		50.0		-		50.0	
5	1	UAF	001108	89	15	16.9	50	56.2		-		-		-		-		50		56.2		58	65.2
6	1	UAFS	001110	34		11.8	10	29.4		-		-		-		-		10		29.4		17	50.0
7	1	UALR	001101	21		14.3		33.3		-		-		-		-				33.3		12	57.1
8	1	UAM	001085	13		15.4		23.1		-		-		-		-				23.1		7	30.8
9	1	UAMS	001109			-		-		-		-		-		-		-		-		-	-
10	1	UAPB	001086			-		-		-		-		-		-		-		-		-	-
11	1	UCA	001092	44		20.5	17	38.6		-		-		-		-		17		38.6		19	43.2
4-Year Universities				284	43	15.1	108	38.0				0.7		0.7				112	39.4	27	9.5	139	48.9

NOTES: When a student received more than one award, only the highest award was counted.

TIME PERIOD CONSIDERATIONS:

1. CP Graduates are counted from these graduation dates = '092006', '102006', '112006', '122006', '012007', '022007', '032007', '042007', '052007', so this is essentially through the Spring term.
2. TC Graduates include 1 full academic year plus these graduation dates = '072007', '082007', '092007', '102007', '112007', '122007', so this is through the next Fall term.
3. Associate Graduates include 3 full academic years plus these graduation dates = '072009', '082009', so this includes the next 2 months of July and August.
4. AC Graduates include 4 full academic years plus these graduation dates = '072010', '082010', '092010', '102010', '112010', '122010', so this is through the next Fall term.
5. Baccalaureate Graduates include 6 full academic years plus these graduation dates = '072012', '082012', so this includes the next 2 months of July and August.
6. All counts of less than 10 are not shown due to FERPA.

IPEDS/ADHE Graduation Rate Calculation by RACE/ETHNICITY

Cohort Year selected = 2003 and Time Period Covered = AFTER SIX (6) YEARS (from AY2003 thru AY2008) for Four-Year Universities for American Indians/Alaskan Natives.

#	IT	College	FICE	Cohort	Transfers		Bacc.		Adv. Cert.		Assoc.		Tech. Cert.		Cert. Prof.		Graduates		Retained		Success		
					#	%	#	%	#	%	#	%	#	%	#	%	#	%	#	%	#	%	
1	1	ASUJ	001090			-		-		-		-		-		-		-		-		-	
2	1	ATU	001089	14		28.6		21.4		-		-		-		-		21.4		-		21.4	
3	1	HSU	001098			42.9		28.6		-		-		-		-		28.6		-		28.6	
4	1	SAUM	001107			20.0		20.0		-		-		-		-		20.0		-		20.0	
5	1	UAF	001108	38		15.8	17	44.7		-		-		-		-		17		44.7		21	55.3
6	1	UAFS	001110	28		25.0		-		-		7.1		-		-		7.1		17.9		25.0	
7	1	UALR	001101			-		-		-		-		-		-		-		-		-	
8	1	UAM	001085			33.3		33.3		-		-		-		-		33.3		-		33.3	
9	1	UAMS	001109			-		-		-		-		-		-		-		-		-	
10	1	UAPB	001086			-		50.0		-		-		-		-		50.0		-		50.0	
11	1	UCA	001092	13		-		69.2		-		-		-		-		69.2		7.7		10	76.9
4-Year Universities				116	22	19.0	34	29.3				1.7						36	31.0	10	8.6	46	39.7

NOTES: When a student received more than one award, only the highest award was counted.

TIME PERIOD CONSIDERATIONS:

1. CP Graduates are counted from these graduation dates = '092002', '102002', '112002', '122002', '012003', '022003', '032003', '042003', '052003', so this is essentially through the Spring term.
2. TC Graduates include 1 full academic year plus these graduation dates = '072003', '082003', '092003', '102003', '112003', '122003', so this is through the next Fall term.
3. Associate Graduates include 3 full academic years plus these graduation dates = '072005', '082005', so this includes the next 2 months of July and August.
4. AC Graduates include 4 full academic years plus these graduation dates = '072006', '082006', '092006', '102006', '112006', '122006', so this is through the next Fall term.
5. Baccalaureate Graduates include 6 full academic years plus these graduation dates = '072008', '082008', so this includes the next 2 months of July and August.
6. All counts of less than 10 are not shown due to FERPA.

IPEDS/ADHE Graduation Rate Calculation by RACE/ETHNICITY

Cohort Year selected = 2004 and Time Period Covered = AFTER SIX (6) YEARS (from AY2004 thru AY2009) for Four-Year Universities for American Indians/Alaskan Natives.

#	IT	College	FICE	Cohort	Transfers		Bacc.		Adv. Cert.		Assoc.		Tech. Cert.		Cert. Prof.		Graduates		Retained		Success	
					#	%	#	%	#	%	#	%	#	%	#	%	#	%	#	%	#	%
1	1	ASUJ	001090			25.0		-		-		-		-		-			25.0		25.0	
2	1	ATU	001089	17		29.4		23.5		-		-		11.8		-		35.3		5.9		41.2
3	1	HSU	001098			-		14.3		-		-		-		-		14.3		28.6		42.9
4	1	SAUM	001107			-		66.7		-		-		-		-		66.7		-		66.7
5	1	UAF	001108	31		12.9	10	32.3		-		-		-		-	10	32.3		6.5	12	38.7
6	1	UAFS	001110	37		8.1		13.5		-		5.4		2.7		-		21.6		10.8	12	32.4
7	1	UALR	001101			-		-		-		-		-		-		-		-		-
8	1	UAM	001085			60.0		-		-		-		-		-		-		-		-
9	1	UAMS	001109			-		-		-		-		-		-		-		-		-
10	1	UAPB	001086			-		-		-		-		-		-		-		-		-
11	1	UCA	001092	21		19.0	11	52.4		-		-		-		-	11	52.4		-	11	52.4
4-Year Universities				133	21	15.8	33	24.8			1.5		2.3				38	28.6	11	8.3	49	36.8

NOTES: When a student received more than one award, only the highest award was counted.

TIME PERIOD CONSIDERATIONS:

1. CP Graduates are counted from these graduation dates = '092003', '102003', '112003', '122003', '012004', '022004', '032004', '042004', '052004', so this is essentially through the Spring term.
2. TC Graduates include 1 full academic year plus these graduation dates = '072004', '082004', '092004', '102004', '112004', '122004', so this is through the next Fall term.
3. Associate Graduates include 3 full academic years plus these graduation dates = '072006', '082006', so this includes the next 2 months of July and August.
4. AC Graduates include 4 full academic years plus these graduation dates = '072007', '082007', '092007', '102007', '112007', '122007', so this is through the next Fall term.
5. Baccalaureate Graduates include 6 full academic years plus these graduation dates = '072009', '082009', so this includes the next 2 months of July and August.
6. All counts of less than 10 are not shown due to FERPA.

IPEDS/ADHE Graduation Rate Calculation by RACE/ETHNICITY

Cohort Year selected = 2005 and Time Period Covered = AFTER SIX (6) YEARS (from AY2005 thru AY2010) for Four-Year Universities for American Indians/Alaskan Natives.

#	IT	College	FICE	Cohort	Transfers		Bacc.		Adv. Cert.		Assoc.		Tech. Cert.		Cert. Prof.		Graduates		Retained		Success		
					#	%	#	%	#	%	#	%	#	%	#	%	#	%	#	%	#	%	
1	1	ASUJ	001090			14.3		14.3		-		-		-		-		14.3		14.3		28.6	
2	1	ATU	001089	28		25.0		25.0		-		-		14.3		-		11	39.3		-	11	39.3
3	1	HSU	001098			25.0		12.5		-		-		-		-		12.5		-		12.5	
4	1	SAUM	001107			14.3		-		-		-		-		-		-		-		-	
5	1	UAF	001108	60	11	18.3	29	48.3		-		-		-		-	29	48.3		1.7	30	50.0	
6	1	UAFS	001110	40		12.5		7.5		-		7.5		-		-		15.0		7.5		22.5	
7	1	UALR	001101			14.3		28.6		-		-		-		-		28.6		14.3		42.9	
8	1	UAM	001085			50.0		-		-		-		-		-		-		-		-	
9	1	UAMS	001109			-		-		-		-		-		-		-		-		-	
10	1	UAPB	001086			-		-		-		-		-		-		-		-		-	
11	1	UCA	001092			33.3		22.2		-		-		-		-		22.2		-		22.2	
4-Year Universities				168	32	19.0	45	26.8			1.8		2.4				52	31.0	3.6	58	34.5		

NOTES: When a student received more than one award, only the highest award was counted.

TIME PERIOD CONSIDERATIONS:

1. CP Graduates are counted from these graduation dates = '092004', '102004', '112004', '122004', '012005', '022005', '032005', '042005', '052005', so this is essentially through the Spring term.
2. TC Graduates include 1 full academic year plus these graduation dates = '072005', '082005', '092005', '102005', '112005', '122005', so this is through the next Fall term.
3. Associate Graduates include 3 full academic years plus these graduation dates = '072007', '082007', so this includes the next 2 months of July and August.
4. AC Graduates include 4 full academic years plus these graduation dates = '072008', '082008', '092008', '102008', '112008', '122008', so this is through the next Fall term.
5. Baccalaureate Graduates include 6 full academic years plus these graduation dates = '072010', '082010', so this includes the next 2 months of July and August.
6. All counts of less than 10 are not shown due to FERPA.

IPEDS/ADHE Graduation Rate Calculation by RACE/ETHNICITY

Cohort Year selected = 2006 and Time Period Covered = AFTER SIX (6) YEARS (from AY2006 thru AY2011) for Four-Year Universities for American Indians/Alaskan Natives.

#	IT	College	FICE	Cohort	Transfers		Bacc.		Adv. Cert.		Assoc.		Tech. Cert.		Cert. Prof.		Graduates		Retained		Success		
					#	%	#	%	#	%	#	%	#	%	#	%	#	%	#	%	#	%	
1	1	ASUJ	001090			33.3		50.0		-		-		-		-		50.0		-		50.0	
2	1	ATU	001089	18		22.2		33.3		-		-		-		-		33.3		-		33.3	
3	1	HSU	001098			50.0		-		-		-		-		-		-		-		-	
4	1	SAUM	001107			50.0		-		-		-		-		-		-		-		-	
5	1	UAF	001108	60		10.0	35	58.3		-		-		-		-		35	58.3		5.0	38	63.3
6	1	UAFS	001110	47		6.4	11	23.4		-		4.3		-		-		13	27.7		12.8	19	40.4
7	1	UALR	001101			40.0		-		-		-		-		-		-		-	60.0		60.0
8	1	UAM	001085			16.7		16.7		-		-		-		-		16.7		16.7			33.3
9	1	UAMS	001109			-		-		-		-		-		-		-		-			-
10	1	UAPB	001086			-		-		-		-		-		-		-		-			-
11	1	UCA	001092	21		23.8		28.6		-		-		-		-		28.6		-			28.6
4-Year Universities				171	27	15.8	62	36.3			1.2							64	37.4	13	7.6	77	45.0

NOTES: When a student received more than one award, only the highest award was counted.

TIME PERIOD CONSIDERATIONS:

1. CP Graduates are counted from these graduation dates = '092005', '102005', '112005', '122005', '012006', '022006', '032006', '042006', '052006', so this is essentially through the Spring
2. TC Graduates include 1 full academic year plus these graduation dates = '072006', '082006', '092006', '102006', '112006', '122006', so this is through the next Fall term.
3. Associate Graduates include 3 full academic years plus these graduation dates = '072008', '082008', so this includes the next 2 months of July and August.
4. AC Graduates include 4 full academic years plus these graduation dates = '072009', '082009', '092009', '102009', '112009', '122009', so this is through the next Fall term.
5. Baccalaureate Graduates include 6 full academic years plus these graduation dates = '072011', '082011', so this includes the next 2 months of July and August.
6. All counts of less than 10 are not shown due to FERPA.

IPEDS/ADHE Graduation Rate Calculation by RACE/ETHNICITY

Cohort Year selected = 2007 and Time Period Covered = AFTER SIX (6) YEARS (from AY2007 thru AY2012) for Four-Year Universities for American Indians/Alaskan Natives.

#	IT	College	FICE	Cohort	Transfers		Bacc.		Adv. Cert.		Assoc.		Tech. Cert.		Cert. Prof.		Graduates		Retained		Success		
					#	%	#	%	#	%	#	%	#	%	#	%	#	%	#	%	#	%	
1	1	ASUJ	001090	10		10.0		20.0		-		-		-		-		20.0		-		20.0	
2	1	ATU	001089	30	14	46.7		13.3		-		-		6.7		-		20.0		6.7		26.7	
3	1	HSU	001098			20.0		60.0		-		-		-		-		60.0		-		60.0	
4	1	SAUM	001107			-		60.0		-		-		-		-		60.0		-		60.0	
5	1	UAF	001108	59	12	20.3	26	44.1		-		-		-		-		26	44.1		3.4	28	47.5
6	1	UAFS	001110	33		15.2		18.2		-		6.1		-		-		24.2		12.1		12	36.4
7	1	UALR	001101			-		-		-		-		-		-		-		-			-
8	1	UAM	001085			50.0		-		-		-		-		-		-		-			-
9	1	UAMS	001109			-		-		-		-		-		-		-		-			-
10	1	UAPB	001086			-		-		-		-		-		-		-		-			-
11	1	UCA	001092	19		15.8		31.6		-		-		-		-		31.6		-			31.6
4-Year Universities				167	37	22.2	50	29.9			1.2		1.2					54	32.3	4.8		62	37.1

NOTES: When a student received more than one award, only the highest award was counted.

TIME PERIOD CONSIDERATIONS:

1. CP Graduates are counted from these graduation dates = '092006', '102006', '112006', '122006', '012007', '022007', '032007', '042007', '052007', so this is essentially through the Spring
2. TC Graduates include 1 full academic year plus these graduation dates = '072007', '082007', '092007', '102007', '112007', '122007', so this is through the next Fall term.
3. Associate Graduates include 3 full academic years plus these graduation dates = '072009', '082009', so this includes the next 2 months of July and August.
4. AC Graduates include 4 full academic years plus these graduation dates = '072010', '082010', '092010', '102010', '112010', '122010', so this is through the next Fall term.
5. Baccalaureate Graduates include 6 full academic years plus these graduation dates = '072012', '082012', so this includes the next 2 months of July and August.
6. All counts of less than 10 are not shown due to FERPA.

IPEDS/ADHE Graduation Rate Calculation by RACE/ETHNICITY

Cohort Year selected = 2003 and Time Period Covered = AFTER SIX (6) YEARS (from AY2003 thru AY2008) for Four-Year Universities for Whites.

#	IT	College	FICE	Cohort	Transfers		Bacc.		Adv. Cert.		Assoc.		Tech. Cert.		Cert. Prof.		Graduates		Retained		Success		
					#	%	#	%	#	%	#	%	#	%	#	%	#	%	#	%	#	%	#
1	1	ASUJ	001090	1,259	268	21.3	525	41.7		-		0.2		-		-	528	41.9	88	7.0	616	48.9	
2	1	ATU	001089	1,059	244	23.0	416	39.3		-		0.3		-		-	419	39.6	51	4.8	470	44.4	
3	1	HSU	001098	467	129	27.6	177	37.9		-		-		-		-	177	37.9	27	5.8	204	43.7	
4	1	SAUM	001107	379	84	22.2	115	30.3		-		1.6		-		-	121	31.9	16	4.2	137	36.1	
5	1	UAF	001108	1,810	312	17.2	1,035	57.2		-		-		-		-	1,035	57.2	89	4.9	1,124	62.1	
6	1	UAFS	001110	882	132	15.0	106	12.0		-	60	6.8		-	0.5		170	19.3	106	12.0	276	31.3	
7	1	UALR	001101	419	91	21.7	102	24.3		-		0.7		-		-	105	25.1	57	13.6	162	38.7	
8	1	UAM	001085	374	75	20.1	106	28.3		-		1.3		-		-	111	29.7	23	6.1	134	35.8	
9	1	UAMS	001109			-		-		-		-		-		-				-		-	
10	1	UAPB	001086	10		20.0		20.0		-		-		-		-		20.0		10.0		30.0	
11	1	UCA	001092	1,317	340	25.8	591	44.9		-		0.1		-		-	592	45.0	60	4.6	652	49.5	
4-Year Universities				7,976	1,677	21.0	3,175	39.8		-		81	1.0		-		0.1	3,260	40.9	518	6.5	3,778	47.4

NOTES: When a student received more than one award, only the highest award was counted.

TIME PERIOD CONSIDERATIONS:

1. CP Graduates are counted from these graduation dates = '092002', '102002', '112002', '122002', '012003', '022003', '032003', '042003', '052003', so this is essentially through the Spring term.
2. TC Graduates include 1 full academic year plus these graduation dates = '072003', '082003', '092003', '102003', '112003', '122003', so this is through the next Fall term.
3. Associate Graduates include 3 full academic years plus these graduation dates = '072005', '082005', so this includes the next 2 months of July and August.
4. AC Graduates include 4 full academic years plus these graduation dates = '072006', '082006', '092006', '102006', '112006', '122006', so this is through the next Fall term.
5. Baccalaureate Graduates include 6 full academic years plus these graduation dates = '072008', '082008', so this includes the next 2 months of July and August.
6. All counts of less than 10 are not shown due to FERPA.

IPEDS/ADHE Graduation Rate Calculation by RACE/ETHNICITY

Cohort Year selected = 2004 and Time Period Covered = AFTER SIX (6) YEARS (from AY2004 thru AY2009) for Four-Year Universities for Whites.

#	IT	College	FICE	Cohort	Transfers		Bacc.		Adv. Cert.		Assoc.		Tech. Cert.		Cert. Prof.		Graduates		Retained		Success	
					#	%	#	%	#	%	#	%	#	%	#	%	#	%	#	%	#	%
1	1	ASUJ	001090	1,117	206	18.4	428	38.3		-		0.7		-		-	436	39.0	77	6.9	513	45.9
2	1	ATU	001089	1,316	254	19.3	497	37.8		-		0.6	82	6.2		-	587	44.6	60	4.6	647	49.2
3	1	HSU	001098	417	105	25.2	147	35.3		-		-		-		-	147	35.3	22	5.3	169	40.5
4	1	SAUM	001107	345	75	21.7	110	31.9		-		0.9		-		-	113	32.8		2.3	121	35.1
5	1	UAF	001108	1,955	330	16.9	1,150	58.8		-		-		-		-	1,150	58.8	104	5.3	1,254	64.1
6	1	UAFS	001110	651	112	17.2	100	15.4		-	52	8.0		-	0.3		154	23.7	72	11.1	226	34.7
7	1	UALR	001101	373	93	24.9	66	17.7		-		-		-		-	66	17.7	43	11.5	109	29.2
8	1	UAM	001085	436	81	18.6	103	23.6		-	12	2.8	20	4.6		-	135	31.0	28	6.4	163	37.4
9	1	UAMS	001109			-		-		-		-		-		-				-		-
10	1	UAPB	001086	12		16.7		33.3		-		-		-		-		33.3		16.7		50.0
11	1	UCA	001092	1,723	482	28.0	759	44.1		-		0.1		-		-	761	44.2	66	3.8	827	48.0
4-Year Universities				8,345	1,740	20.9	3,364	40.3		-		85	1.0	102	1.2		3,553	42.6	482	5.8	4,035	48.4

NOTES: When a student received more than one award, only the highest award was counted.

TIME PERIOD CONSIDERATIONS:

1. CP Graduates are counted from these graduation dates = '092003', '102003', '112003', '122003', '012004', '022004', '032004', '042004', '052004', so this is essentially through the Spring term.
2. TC Graduates include 1 full academic year plus these graduation dates = '072004', '082004', '092004', '102004', '112004', '122004', so this is through the next Fall term.
3. Associate Graduates include 3 full academic years plus these graduation dates = '072006', '082006', so this includes the next 2 months of July and August.
4. AC Graduates include 4 full academic years plus these graduation dates = '072007', '082007', '092007', '102007', '112007', '122007', so this is through the next Fall term.
5. Baccalaureate Graduates include 6 full academic years plus these graduation dates = '072009', '082009', so this includes the next 2 months of July and August.
6. All counts of less than 10 are not shown due to FERPA.

IPEDS/ADHE Graduation Rate Calculation by RACE/ETHNICITY

Cohort Year selected = 2005 and Time Period Covered = AFTER SIX (6) YEARS (from AY2005 thru AY2010) for Four-Year Universities for Whites.

#	IT	College	FICE	Cohort	Transfers		Bacc.		Adv. Cert.		Assoc.		Tech. Cert.		Cert. Prof.		Graduates		Retained		Success	
					#	%	#	%	#	%	#	%	#	%	#	%	#	%	#	%	#	%
1	1	ASUJ	001090	909	170	18.7	350	38.5			0.3						353	38.8	70	7.7	423	46.5
2	1	ATU	001089	1,230	276	22.4	426	34.6			10	0.8	62	5.0			498	40.5	75	6.1	573	46.6
3	1	HSU	001098	447	113	25.3	152	34.0									152	34.0	22	4.9	174	38.9
4	1	SAUM	001107	409	73	17.8	133	32.5			1.7						140	34.2	18	4.4	158	38.6
5	1	UAF	001108	2,055	353	17.2	1,189	57.9									1,189	57.9	80	3.9	1,269	61.8
6	1	UAFS	001110	692	126	18.2	108	15.6			46	6.6		0.3			156	22.5	78	11.3	234	33.8
7	1	UALR	001101	412	102	24.8	118	28.6				1.0					122	29.6	34	8.3	156	37.9
8	1	UAM	001085	395	75	19.0	108	27.3			2.3	10	2.5				127	32.2	19	4.8	146	37.0
9	1	UAMS	001109																			
10	1	UAPB	001086	10				40.0									40.0					40.0
11	1	UCA	001092	1,656	392	23.7	778	47.0			0.2						782	47.2	75	4.5	857	51.8
4-Year Universities				8,215	1,680	20.5	3,366	41.0			83	1.0	74	0.9			3,523	42.9	471	5.7	3,994	48.6

NOTES: When a student received more than one award, only the highest award was counted.

TIME PERIOD CONSIDERATIONS:

1. CP Graduates are counted from these graduation dates = '092004', '102004', '112004', '122004', '012005', '022005', '032005', '042005', '052005', so this is essentially through the Spring term.
2. TC Graduates include 1 full academic year plus these graduation dates = '072005', '082005', '092005', '102005', '112005', '122005', so this is through the next Fall term.
3. Associate Graduates include 3 full academic years plus these graduation dates = '072007', '082007', so this includes the next 2 months of July and August.
4. AC Graduates include 4 full academic years plus these graduation dates = '072008', '082008', '092008', '102008', '112008', '122008', so this is through the next Fall term.
5. Baccalaureate Graduates include 6 full academic years plus these graduation dates = '072010', '082010', so this includes the next 2 months of July and August.
6. All counts of less than 10 are not shown due to FERPA.

IPEDS/ADHE Graduation Rate Calculation by RACE/ETHNICITY

Cohort Year selected = 2006 and Time Period Covered = AFTER SIX (6) YEARS (from AY2006 thru AY2011) for Four-Year Universities for Whites.

#	IT	College	FICE	Cohort	Transfers		Bacc.		Adv. Cert.		Assoc.		Tech. Cert.		Cert. Prof.		Graduates		Retained		Success	
					#	%	#	%	#	%	#	%	#	%	#	%	#	%	#	%	#	%
1	1	ASUJ	001090	1,072	171	16.0	452	42.2			0.5						457	42.6	66	6.2	523	48.8
2	1	ATU	001089	1,267	261	20.6	488	38.5			0.7	50	3.9				547	43.2	57	4.5	604	47.7
3	1	HSU	001098	421	127	30.2	136	32.3									136	32.3	18	4.3	154	36.6
4	1	SAUM	001107	371	86	23.2	132	35.6			0.8						135	36.4	10	2.7	145	39.1
5	1	UAF	001108	2,236	392	17.5	1,324	59.2									1,324	59.2	92	4.1	1,416	63.3
6	1	UAFS	001110	630	110	17.5	112	17.8			29	4.6		0.2		0.3	144	22.9	71	11.3	215	34.1
7	1	UALR	001101	403	81	20.1	103	25.6				1.0					107	26.6	37	9.2	144	35.7
8	1	UAM	001085	373	59	15.8	98	26.3			15	4.0	25	6.7			138	37.0	18	4.8	156	41.8
9	1	UAMS	001109																			
10	1	UAPB	001086	13		53.8		15.4									15.4					15.4
11	1	UCA	001092	1,640	385	23.5	722	44.0			0.2						725	44.2	78	4.8	803	49.0
4-Year Universities				8,426	1,679	19.9	3,569	42.4			68	0.8	76	0.9			3,715	44.1	447	5.3	4,162	49.4

NOTES: When a student received more than one award, only the highest award was counted.

TIME PERIOD CONSIDERATIONS:

1. CP Graduates are counted from these graduation dates = '092005', '102005', '112005', '122005', '012006', '022006', '032006', '042006', '052006', so this is essentially through the Spring term.
2. TC Graduates include 1 full academic year plus these graduation dates = '072006', '082006', '092006', '102006', '112006', '122006', so this is through the next Fall term.
3. Associate Graduates include 3 full academic years plus these graduation dates = '072008', '082008', so this includes the next 2 months of July and August.
4. AC Graduates include 4 full academic years plus these graduation dates = '072009', '082009', '092009', '102009', '112009', '122009', so this is through the next Fall term.
5. Baccalaureate Graduates include 6 full academic years plus these graduation dates = '072011', '082011', so this includes the next 2 months of July and August.
6. All counts of less than 10 are not shown due to FERPA.

IPEDS/ADHE Graduation Rate Calculation by RACE/ETHNICITY

Cohort Year selected = 2007 and Time Period Covered = AFTER SIX (6) YEARS (from AY2007 thru AY2012) for Four-Year Universities for Whites.

#	IT	College	FICE	Cohort	Transfers		Bacc.		Adv. Cert.		Assoc.		Tech. Cert.		Cert. Prof.		Graduates		Retained		Success	
					#	%	#	%	#	%	#	%	#	%	#	%	#	%	#	%	#	%
1	1	ASUJ	001090	1,234	222	18.0	534	43.3		-		0.6		-		-	542	43.9	80	6.5	622	50.4
2	1	ATU	001089	1,217	283	23.3	464	38.1		-	14	1.2	23	1.9		0.7	510	41.9	58	4.8	568	46.7
3	1	HSU	001098	446	121	27.1	159	35.7		-		-		-		-	159	35.7	19	4.3	178	39.9
4	1	SAUM	001107	344	76	22.1	129	37.5		-		0.9		-		-	132	38.4	10	2.9	142	41.3
5	1	UAF	001108	2,326	346	14.9	1,410	60.6		-		-		-		-	1,410	60.6	94	4.0	1,504	64.7
6	1	UAFS	001110	657	118	18.0	154	23.4		-	28	4.3		-		-	182	27.7	77	11.7	259	39.4
7	1	UALR	001101	335	76	22.7	78	23.3		-		1.2		-		-	82	24.5	40	11.9	122	36.4
8	1	UAM	001085	409	68	16.6	113	27.6		-	16	3.9	13	3.2		0.2	144	35.2	20	4.9	164	40.1
9	1	UAMS	001109			-		-		-		-		-		-		-				
10	1	UAPB	001086			40.0		20.0		-		-		-		-		20.0				20.0
11	1	UCA	001092	1,532	354	23.1	667	43.5		-		0.2		-		-	670	43.7	65	4.2	735	48.0
4-Year Universities				8,505	1,666	19.6	3,709	43.6		-	76	0.9	36	0.4	10	0.1	3,832	45.1	463	5.4	4,295	50.5

NOTES: When a student received more than one award, only the highest award was counted.

TIME PERIOD CONSIDERATIONS:

1. CP Graduates are counted from these graduation dates = '092006', '102006', '112006', '122006', '012007', '022007', '032007', '042007', '052007', so this is essentially through the Spring term.
2. TC Graduates include 1 full academic year plus these graduation dates = '072007', '082007', '092007', '102007', '112007', '122007', so this is through the next Fall term.
3. Associate Graduates include 3 full academic years plus these graduation dates = '072009', '082009', so this includes the next 2 months of July and August.
4. AC Graduates include 4 full academic years plus these graduation dates = '072010', '082010', '092010', '102010', '112010', '122010', so this is through the next Fall term.
5. Baccalaureate Graduates include 6 full academic years plus these graduation dates = '072012', '082012', so this includes the next 2 months of July and August.
6. All counts of less than 10 are not shown due to FERPA.

IPEDS/ADHE Graduation Rate Calculation by RACE/ETHNICITY

Cohort Year selected = 2006 and Time Period Covered = AFTER THREE (3) YEARS (from AY2006 thru AY2008) for Two-Year Colleges for Asians/Pacific Islanders.

#	IT	College	FICE	Cohort	Transfers		Bacc.		Adv. Cert.		Assoc.		Tech. Cert.		Cert. Prof.		Graduates		Retained		Success		
					#	%	#	%	#	%	#	%	#	%	#	%	#	%	#	%	#	%	
1	2	ANC	0012860			-		-		-		-		-		-		-		-		-	
2	2	ASUB	0001091			-		-		-	25.0		-		-		-	25.0		50.0		75.0	
3	2	ASUMH	0901090			-		-		-	50.0		-		-		-	50.0		-		50.0	
4	2	ASUN	0011949			-		-		-		-		-		-		-		-		-	
5	2	BRTC	0020522			-		-		-		-	50.0		-		-	50.0		50.0		100.0	
6	2	CCCUA	0022209			25.0		-		-		-		-		-		-		75.0		75.0	
7	2	CotO	0009976			-		-		-		-		-		-		-		-		-	
8	2	EACC	0012260			-		-		-	100.0		-		-		-	100.0		-		100.0	
9	2	MSCC	0023482			-		-		-		-		-		-		-		-		-	
10	2	NAC	0012261			-		-		-		-		-		-		-		100.0		100.0	
11	2	NPCC	0012105			-		-		-		-		-		-		-		100.0		100.0	
12	2	NWACC	0030633	27		11.1		-		-	11.1		-		-		-	11.1	11	40.7	14	51.9	
13	2	OZC	0020870			-		-		-		-		-		-		-		-		-	
14	2	PCCUA	0001104			-		-		-		-		-		-		-		50.0		50.0	
15	2	PTC	0020753			-		-		-	14.3		-		-		-	14.3		42.9		57.1	
16	2	RMCC	0021111			-		-		-		-		-		-		-		-		-	
17	2	SACC	0020746			-		-		-		-		-		-		-		-		-	
18	2	SAUT	0007738			-		-		-		-		-		-		-		-		-	
19	2	SEAC	0005707			33.3		-		-		-		-		-		-		-		-	
20	2	UACCB	0020735			-		-		-		-		-		-		-		-		-	
21	2	UACCH	0005732			-		-		-		-		-		-		-		50.0		50.0	
22	2	UACCM	0005245			-		-		-	33.3		33.3		-		-	66.7		-		66.7	
2-Year Colleges				62		8.1		-		-	14.5		3.2		-		-	11	17.7	25	40.3	36	58.1

NOTES: When a student received more than one award, only the highest award was counted.

TIME PERIOD CONSIDERATIONS:

1. CP Graduates are counted from these graduation dates = '092005', '102005', '112005', '122005', '012006', '022006', '032006', '042006', '052006', so this is essentially through the Spring term.
2. TC Graduates include 1 full academic year plus these graduation dates = '072006', '082006', '092006', '102006', '112006', '122006', so this is through the next Fall term.
3. Associate Graduates include 3 full academic years plus these graduation dates = '072008', '082008', so this includes the next 2 months of July and August.
4. AC Graduates include 4 full academic years plus these graduation dates = '072009', '082009', '092009', '102009', '112009', '122009', so this is through the next Fall term.
5. Baccalaureate Graduates include 6 full academic years plus these graduation dates = '072011', '082011', so this includes the next 2 months of July and August.
6. All counts of less than 10 are not shown due to FERPA.

IPEDS/ADHE Graduation Rate Calculation by RACE/ETHNICITY

Cohort Year selected = 2007 and Time Period Covered = AFTER THREE (3) YEARS (from AY2007 thru AY2009) for Two-Year Colleges for Asians/Pacific Islanders.

#	IT	College	FICE	Cohort	Transfers		Bacc.		Adv. Cert.		Assoc.		Tech. Cert.		Cert. Prof.		Graduates		Retained		Success	
					#	%	#	%	#	%	#	%	#	%	#	%	#	%	#	%	#	%
1	2	ANC	0012860			50.0		-		-		-		50.0		-		50.0		-		50.0
2	2	ASUB	0001091			-		-		-	25.0		-		-		25.0		25.0		-	50.0
3	2	ASUMH	0901090			-		-		-	-		-		-		-		-		-	-
4	2	ASUN	0011949			-		-		-	-		-		-		-		-		-	-
5	2	BRTC	0020522			-		-		-	-		100.0		-		100.0		-		-	100.0
6	2	CCCUA	0022209			-		-		-	-		-		-		-		-		-	-
7	2	CotO	0009976			-		-		-	-		-		-		-		-		-	-
8	2	EACC	0012260			-		-		-	-		-		-		-		-		-	-
9	2	MSCC	0023482			-		-		-	-		-		-		-		-		-	-
10	2	NAC	0012261			-		-		-	50.0		-		-		50.0		-		-	50.0
11	2	NPCC	0012105			-		-		-	-		-		-		-		-		-	-
12	2	NWACC	0030633	25		24.0		-		-	4.0		-		-		4.0		11	44.0	12	48.0
13	2	OZC	0020870			-		-		-	-		-		-		-		-		-	-
14	2	PCCUA	0001104			-		-		-	-		-		-		-		-		-	-
15	2	PTC	0020753	10		20.0		-		-	10.0		-		-		10.0		30.0		-	40.0
16	2	RMCC	0021111			50.0		-		-	-		-		-		-		-		-	-
17	2	SACC	0020746			-		-		-	-		-		-		-		-		-	-
18	2	SAUT	0007738			-		-		-	-		-		-		-		-		-	-
19	2	SEAC	0005707			100.0		-		-	-		-		-		-		-		-	-
20	2	UACCB	0020735			-		-		-	-		-		-		-		50.0		-	50.0
21	2	UACCH	0005732			-		-		-	-		-		-		-		-		-	-
22	2	UACCM	0005245			-		-		-	33.3		-		-		33.3		33.3		-	66.7
2-Year Colleges				59	11	18.6					8.5		3.4				11.9	17	28.8	24	40.7	

NOTES: When a student received more than one award, only the highest award was counted.

TIME PERIOD CONSIDERATIONS:

1. CP Graduates are counted from these graduation dates = '092006', '102006', '112006', '122006', '012007', '022007', '032007', '042007', '052007', so this is essentially through the Spring term.
2. TC Graduates include 1 full academic year plus these graduation dates = '072007', '082007', '092007', '102007', '112007', '122007', so this is through the next Fall term.
3. Associate Graduates include 3 full academic years plus these graduation dates = '072009', '082009', so this includes the next 2 months of July and August.
4. AC Graduates include 4 full academic years plus these graduation dates = '072010', '082010', '092010', '102010', '112010', '122010', so this is through the next Fall term.
5. Baccalaureate Graduates include 6 full academic years plus these graduation dates = '072012', '082012', so this includes the next 2 months of July and August.
6. All counts of less than 10 are not shown due to FERPA.

IPEDS/ADHE Graduation Rate Calculation by RACE/ETHNICITY

Cohort Year selected = 2008 and Time Period Covered = AFTER THREE (3) YEARS (from AY2008 thru AY2010) for Two-Year Colleges for Asians/Pacific Islanders.

#	IT	College	FICE	Cohort	Transfers		Bacc.		Adv. Cert.		Assoc.		Tech. Cert.		Cert. Prof.		Graduates		Retained		Success	
					#	%	#	%	#	%	#	%	#	%	#	%	#	%	#	%	#	%
1	2	ANC	0012860			-		-		-		-		-		-		-		20.0		20.0
2	2	ASUB	0001091			-		-		-	33.3		-		16.7			50.0		-		50.0
3	2	ASUMH	0901090			-		-		-		-		-		-		-		100.0		100.0
4	2	ASUN	0011949			100.0		-		-		-		-		-		-		-		-
5	2	BRTC	0020522			-		-		-		-		100.0		-		100.0		-		100.0
6	2	CCCUA	0022209			-		-		-		-		-		-		-		-		-
7	2	CotO	0009976			33.3		-		-	66.7		-		-			66.7		-		66.7
8	2	EACC	0012260			100.0		-		-		-		-		-		-		-		-
9	2	MSCC	0023482			-		-		-		-		-		-		-		-		-
10	2	NAC	0012261			-		-		-	25.0		-		-			25.0		-		25.0
11	2	NPCC	0012105			33.3		-		-	33.3		-		-			33.3		33.3		66.7
12	2	NWACC	0030633	32		3.1		-		-	9.4		-		-			9.4		25.0	11	34.4
13	2	OZC	0020870			-		-		-		-		-		-		-		100.0		100.0
14	2	PCCUA	0001104			-		-		-		-		-		-		-		-		-
15	2	PTC	0020753	13		-		-		-	7.7		-		-			7.7		38.5		46.2
16	2	RMCC	0021111			-		-		-	100.0		-		-			100.0		-		100.0
17	2	SACC	0020746			-		-		-		-		-		-		-		-		-
18	2	SAUT	0007738			-		-		-		-		-		-		-		-		-
19	2	SEAC	0005707			-		-		-		-		-		-		-		-		-
20	2	UACCB	0020735			-		-		-		-		-		-		-		-		-
21	2	UACCH	0005732			-		-		-		-		-		-		-		-		-
22	2	UACCM	0005245			-		-		-	100.0		-		-			100.0		-		100.0
2-Year Colleges				78		9.0		-		-	12	15.4		1.3		1.3	14	17.9	17	21.8	31	39.7

NOTES: When a student received more than one award, only the highest award was counted.

TIME PERIOD CONSIDERATIONS:

1. CP Graduates are counted from these graduation dates = '092007', '102007', '112007', '122007', '012008', '022008', '032008', '042008', '052008', so this is essentially through the Spring term.
2. TC Graduates include 1 full academic year plus these graduation dates = '072008', '082008', '092008', '102008', '112008', '122008', so this is through the next Fall term.
3. Associate Graduates include 3 full academic years plus these graduation dates = '072010', '082010', so this includes the next 2 months of July and August.
4. AC Graduates include 4 full academic years plus these graduation dates = '072011', '082011', '092011', '102011', '112011', '122011', so this is through the next Fall term.
5. Baccalaureate Graduates include 6 full academic years plus these graduation dates = '072013', '082013', so this includes the next 2 months of July and August.
6. All counts of less than 10 are not shown due to FERPA.

IPEDS/ADHE Graduation Rate Calculation by RACE/ETHNICITY

Cohort Year selected = 2009 and Time Period Covered = AFTER THREE (3) YEARS (from AY2009 thru AY2011) for Two-Year Colleges for Asians/Pacific Islanders.

#	IT	College	FICE	Cohort	Transfers		Bacc.		Adv. Cert.		Assoc.		Tech. Cert.		Cert. Prof.		Graduates		Retained		Success	
					#	%	#	%	#	%	#	%	#	%	#	%	#	%	#	%	#	%
1	2	ANC	0012860			-		-		-		-		-		-		-		-		-
2	2	ASUB	0001091	13		23.1		-		-		7.7		7.7		-		15.4		23.1		38.5
3	2	ASUMH	0901090			33.3		-		-		33.3		-		-		33.3		33.3		66.7
4	2	ASUN	0011949			-		-		-		-		-		-		-		-		-
5	2	BRTC	0020522			-		-		-		-		-		-		-		-		-
6	2	CCCUA	0022209			-		-		-		-		-		-		-		-		-
7	2	CotO	0009976			-		-		-		-		-		-		-		100.0		100.0
8	2	EACC	0012260			-		-		-		50.0		-		-		50.0		-		50.0
9	2	MSCC	0023482			-		-		-		-		-		-		-		-		-
10	2	NAC	0012261			-		-		-		-		-		-		-		-		-
11	2	NPCC	0012105			-		-		-		40.0		-		-		40.0		20.0		60.0
12	2	NWACC	0030633	26		-		-		-		3.8		-		-		3.8		26.9		30.8
13	2	OZC	0020870			-		-		-		-		-		-		-		-		-
14	2	PCCUA	0001104			-		-		-		-		-		-		-		-		-
15	2	PTC	0020753			33.3		-		-		16.7		33.3		-		50.0		16.7		66.7
16	2	RMCC	0021111			-		-		-		100.0		-		-		100.0		-		100.0
17	2	SACC	0020746			-		-		-		-		-		-		-		-		-
18	2	SAUT	0007738			-		-		-		-		100.0		-		100.0		-		100.0
19	2	SEAC	0005707			-		-		-		-		-		-		-		-		-
20	2	UACCB	0020735			-		-		-		50.0		-		-		50.0		-		50.0
21	2	UACCH	0005732			-		-		-		-		-		-		-		-		-
22	2	UACCM	0005245			-		-		-		25.0		-		-		25.0		25.0		50.0
2-Year Colleges				71		8.5		-		-	11	15.5		5.6		-	15	21.1	16	22.5	31	43.7

NOTES: When a student received more than one award, only the highest award was counted.

TIME PERIOD CONSIDERATIONS:

1. CP Graduates are counted from these graduation dates = '092008', '102008', '112008', '122008', '012009', '022009', '032009', '042009', '052009', so this is essentially through the Spring term.
2. TC Graduates include 1 full academic year plus these graduation dates = '072009', '082009', '092009', '102009', '112009', '122009', so this is through the next Fall term.
3. Associate Graduates include 3 full academic years plus these graduation dates = '072011', '082011', so this includes the next 2 months of July and August.
4. AC Graduates include 4 full academic years plus these graduation dates = '072012', '082012', '092012', '102012', '112012', '122012', so this is through the next Fall term.
5. Baccalaureate Graduates include 6 full academic years plus these graduation dates = '072014', '082014', so this includes the next 2 months of July and August.
6. All counts of less than 10 are not shown due to FERPA.

IPEDS/ADHE Graduation Rate Calculation by RACE/ETHNICITY

Cohort Year selected = 2010 and Time Period Covered = AFTER THREE (3) YEARS (from AY2010 thru AY2012) for Two-Year Colleges
for Asians Only.

#	IT	College	FICE	Cohort	Transfers		Bacc.		Adv. Cert.		Assoc.		Tech. Cert.		Cert. Prof.		Graduates		Retained		Success		
					#	%	#	%	#	%	#	%	#	%	#	%	#	%	#	%	#	%	#
1	2	ANC	0012860			-		-		-		-		-		-		-		100.0		100.0	
2	2	ASUB	0001091			20.0		-		-	40.0		-		-		-		40.0		40.0		
3	2	ASUMH	0901090			-		-		-	-		-		-		-		-		-		
4	2	ASUN	0011949			-		-		-	-		-		-		-		50.0		50.0		
5	2	BRTC	0020522			-		-		-	-		-		-		-		-		-		
6	2	CCCUA	0022209			-		-		-	-		-		-		-		-		-		
7	2	CotO	0009976			-		-		-	-		-		-		-		-		-		
8	2	EACC	0012260			-		-		-	-		-		-		-		-		-		
9	2	MSCC	0023482			-		-		-	-		-		-		-		66.7		66.7		
10	2	NAC	0012261			-		-		-	-		-		-		-		100.0		100.0		
11	2	NPCC	0012105			-		-		-	-		-		-		-		40.0		40.0		
12	2	NWACC	0030633	20		10.0		-		-	15.0		-		-		-		15.0	20.0	35.0		
13	2	OZC	0020870			-		-		-	-		-		-		-		-		-		
14	2	PCCUA	0001104			-		-		-	-		-		-		-		-		-		
15	2	PTC	0020753			-		-		-	-		-		-		-		75.0		75.0		
16	2	RMCC	0021111			50.0		-		-	-		-		-		-		-		-		
17	2	SACC	0020746			-		-		-	-		-		-		-		-		-		
18	2	SAUT	0007738			-		-		-	50.0		-		-		-		50.0		50.0		
19	2	SEAC	0005707			-		-		-	-		-		-		-		-		-		
20	2	UACCB	0020735			-		-		-	-		-		-		-		16.7		16.7		
21	2	UACCH	0005732			-		-		-	-		-		-		-		-		-		
22	2	UACCM	0005245			-		-		-	-		-		-		-		-		-		
2-Year Colleges				56		7.1		-		-	10.7		-		-		-		10.7	15	26.8	21	37.5

NOTES: When a student received more than one award, only the highest award was counted.

TIME PERIOD CONSIDERATIONS:

1. CP Graduates are counted from these graduation dates = '092009', '102009', '112009', '122009', '012010', '022010', '032010', '042010', '052010', so this is essentially through the Spring term.
2. TC Graduates include 1 full academic year plus these graduation dates = '072010', '082010', '092010', '102010', '112010', '122010', so this is through the next Fall term.
3. Associate Graduates include 3 full academic years plus these graduation dates = '072012', '082012', so this includes the next 2 months of July and August.
4. AC Graduates include 4 full academic years plus these graduation dates = '072013', '082013', '092013', '102013', '112013', '122013', so this is through the next Fall term.
5. Baccalaureate Graduates include 6 full academic years plus these graduation dates = '072015', '082015', so this includes the next 2 months of July and August.
6. All counts of less than 10 are not shown due to FERPA.

IPEDS/ADHE Graduation Rate Calculation by RACE/ETHNICITY

Cohort Year selected = 2006 and Time Period Covered = AFTER THREE (3) YEARS (from AY2006 thru AY2008) for Two-Year Colleges for Blacks.

#	IT	College	FICE	Cohort	Transfers		Bacc.		Adv. Cert.		Assoc.		Tech. Cert.		Cert. Prof.		Graduates		Retained		Success	
					#	%	#	%	#	%	#	%	#	%	#	%	#	%	#	%	#	%
1	2	ANC	0012860	88		4.5					4.5		3.4					8.0	16	18.2	23	26.1
2	2	ASUB	0001091	34		11.8					8.8		5.9					14.7		5.9		20.6
3	2	ASUMH	0901090			-					-		-					-		-		-
4	2	ASUN	0011949	17		-					11.8		-					11.8		23.5		35.3
5	2	BRTC	0020522			-					50.0		-					50.0		-		50.0
6	2	CCCUA	0022209			25.0					-		-					-		12.5		12.5
7	2	CotO	0009976	32		18.8					-		9.4					9.4		15.6		25.0
8	2	EACC	0012260	107		8.4					8.4		-					8.4	26	24.3	35	32.7
9	2	MSCC	0023482	61		3.3					4.9		-					4.9	18	29.5	21	34.4
10	2	NAC	0012261			33.3					-		-					-		-		-
11	2	NPCC	0012105	18		16.7					-		-					-		27.8		27.8
12	2	NWACC	0030633			-					-		-					-		50.0		50.0
13	2	OZC	0020870			-					-		-					-		-		-
14	2	PCCUA	0001104	106	15	14.2					3.8		-					3.8	21	19.8	25	23.6
15	2	PTC	0020753	459	36	7.8					2.0		1.7		0.9		21	4.6	157	34.2	178	38.8
16	2	RMCC	0021111			-					-		-					-		-		-
17	2	SACC	0020746	45		6.7					4.4		2.2					6.7	10	22.2	13	28.9
18	2	SAUT	0007738	38		10.5					15.8		5.3		2.6			23.7		5.3	11	28.9
19	2	SEAC	0005707	89		4.5					6.7		1.1					7.9	20	22.5	27	30.3
20	2	UACCB	0020735			16.7					-		-					-		33.3		33.3
21	2	UACCH	0005732	73		6.8					9.6		2.7		8.2		15	20.5	24	32.9	39	53.4
22	2	UACCM	0005245	13		7.7					-		-					-		23.1		23.1
2-Year Colleges				1,207	100	8.3					56	4.6	22	1.8	11	0.9	89	7.4	319	26.4	408	33.8

NOTES: When a student received more than one award, only the highest award was counted.

TIME PERIOD CONSIDERATIONS:

1. CP Graduates are counted from these graduation dates = '092005', '102005', '112005', '122005', '012006', '022006', '032006', '042006', '052006', so this is essentially through the Spring term.
2. TC Graduates include 1 full academic year plus these graduation dates = '072006', '082006', '092006', '102006', '112006', '122006', so this is through the next Fall term.
3. Associate Graduates include 3 full academic years plus these graduation dates = '072008', '082008', so this includes the next 2 months of July and August.
4. AC Graduates include 4 full academic years plus these graduation dates = '072009', '082009', '092009', '102009', '112009', '122009', so this is through the next Fall term.
5. Baccalaureate Graduates include 6 full academic years plus these graduation dates = '072011', '082011', so this includes the next 2 months of July and August.
6. All counts of less than 10 are not shown due to FERPA.

IPEDS/ADHE Graduation Rate Calculation by RACE/ETHNICITY

Cohort Year selected = 2007 and Time Period Covered = AFTER THREE (3) YEARS (from AY2007 thru AY2009) for Two-Year Colleges for Blacks.

#	IT	College	FICE	Cohort	Transfers		Bacc.		Adv. Cert.		Assoc.		Tech. Cert.		Cert. Prof.		Graduates		Retained		Success	
					#	%	#	%	#	%	#	%	#	%	#	%	#	%	#	%	#	%
1	2	ANC	0012860	85		8.2		-		-		4.7		3.5		1.2		9.4	17	20.0	25	29.4
2	2	ASUB	0001091	34		14.7		-		-		11.8		11.8		2.9		26.5		17.6	15	44.1
3	2	ASUMH	0901090			-		-		-		-		-		-		-		-		-
4	2	ASUN	0011949			14.3		-		-		-		-		-		-		28.6		28.6
5	2	BRTC	0020522			-		-		-		50.0		-		-		50.0		-		50.0
6	2	CCCUA	0022209			50.0		-		-		-		-		-		-		-		-
7	2	CotO	0009976	10		20.0		-		-		10.0		-		-		10.0		10.0		20.0
8	2	EACC	0012260	114	18	15.8		-		-		5.3		-		-		5.3	21	18.4	27	23.7
9	2	MSCC	0023482	70		11.4		-		-		4.3		-		-		4.3	17	24.3	20	28.6
10	2	NAC	0012261			-		-		-		-		-		-		-		-		-
11	2	NPCC	0012105	22		-		-		-		4.5		-		-		4.5		22.7		27.3
12	2	NWACC	0030633			11.1		-		-		-		-		-		-		11.1		11.1
13	2	OZC	0020870			-		-		-		-		-		-		-		-		-
14	2	PCCUA	0001104	51		2.0		-		-		13.7		2.0		-		15.7	16	31.4	24	47.1
15	2	PTC	0020753	408	23	5.6		-		-	18	4.4	12	2.9		1.0	34	8.3	129	31.6	163	40.0
16	2	RMCC	0021111			-		-		-		-		-		-		-		-		-
17	2	SACC	0020746	38		5.3		-		-		-		-		-		-	17	44.7	17	44.7
18	2	SAUT	0007738	42		11.9		-		-		11.9		14.3		-	11	26.2		9.5	15	35.7
19	2	SEAC	0005707	89		7.9		-		-		3.4		-		-		3.4	28	31.5	31	34.8
20	2	UACCB	0020735	10		10.0		-		-		10.0		-		-		10.0		20.0		30.0
21	2	UACCH	0005732	50		12.0		-		-		10.0		-		8.0		18.0		18.0	18	36.0
22	2	UACCM	0005245	19		5.3		-		-		15.8		-		-		15.8		21.1		36.8
2-Year Colleges				1,066	90	8.4		-		-	62	5.8	26	2.4	10	0.9	98	9.2	279	26.2	377	35.4

NOTES: When a student received more than one award, only the highest award was counted.

TIME PERIOD CONSIDERATIONS:

1. CP Graduates are counted from these graduation dates = '092006', '102006', '112006', '122006', '012007', '022007', '032007', '042007', '052007', so this is essentially through the Spring term.
2. TC Graduates include 1 full academic year plus these graduation dates = '072007', '082007', '092007', '102007', '112007', '122007', so this is through the next Fall term.
3. Associate Graduates include 3 full academic years plus these graduation dates = '072009', '082009', so this includes the next 2 months of July and August.
4. AC Graduates include 4 full academic years plus these graduation dates = '072010', '082010', '092010', '102010', '112010', '122010', so this is through the next Fall term.
5. Baccalaureate Graduates include 6 full academic years plus these graduation dates = '072012', '082012', so this includes the next 2 months of July and August.
6. All counts of less than 10 are not shown due to FERPA.

IPEDS/ADHE Graduation Rate Calculation by RACE/ETHNICITY

Cohort Year selected = 2008 and Time Period Covered = AFTER THREE (3) YEARS (from AY2008 thru AY2010) for Two-Year Colleges for Blacks.

#	IT	College	FICE	Cohort	Transfers		Bacc.		Adv. Cert.		Assoc.		Tech. Cert.		Cert. Prof.		Graduates		Retained		Success	
					#	%	#	%	#	%	#	%	#	%	#	%	#	%	#	%	#	%
1	2	ANC	0012860	76		7.9						3.9		1.3				5.3	22	28.9	26	34.2
2	2	ASUB	0001091	26		11.5					11.5		15.4		7.7			34.6		15.4	13	50.0
3	2	ASUMH	0901090			-					-		-		-			-		-		-
4	2	ASUN	0011949	17		17.6					11.8		-		-			11.8		17.6		29.4
5	2	BRTC	0020522			20.0					20.0		-		-			20.0		20.0		40.0
6	2	CCCUA	0022209	14		21.4					7.1		-		7.1			14.3		28.6		42.9
7	2	CotO	0009976	18		5.6					-		-		-			-		22.2		22.2
8	2	EACC	0012260	118	16	13.6					5.1		1.7		-			6.8	33	28.0	41	34.7
9	2	MSCC	0023482	66		9.1					6.1		-		-			6.1	20	30.3	24	36.4
10	2	NAC	0012261			50.0					-		-		-			-		-		-
11	2	NPCC	0012105	29		6.9					13.8		3.4		-			17.2	12	41.4	17	58.6
12	2	NWACC	0030633			-					11.1		-		-			11.1		22.2		33.3
13	2	OZC	0020870			-					-		-		-			-		-		-
14	2	PCCUA	0001104	53		11.3					13.2		3.8		-			17.0	12	22.6	21	39.6
15	2	PTC	0020753	425	30	7.1					11	2.6	13	3.1	0.2		25	5.9	161	37.9	186	43.8
16	2	RMCC	0021111			100.0					-		-		-			-		-		-
17	2	SACC	0020746	60		6.7					1.7		-		-			1.7	24	40.0	25	41.7
18	2	SAUT	0007738	70		11.4					12.9		4.3		-		12	17.1	10	14.3	22	31.4
19	2	SEAC	0005707	120	12	10.0					3.3		-		1.7			5.0	34	28.3	40	33.3
20	2	UACCB	0020735			-					-		-		-			-		42.9		42.9
21	2	UACCH	0005732	88		6.8					4.5		2.3		3.4			10.2	20	22.7	29	33.0
22	2	UACCM	0005245	28		7.1					-		-		-			-	10	35.7	10	35.7
2-Year Colleges				1,236	112	9.1					61	4.9	28	2.3		0.7	98	7.9	379	30.7	477	38.6

NOTES: When a student received more than one award, only the highest award was counted.

TIME PERIOD CONSIDERATIONS:

1. CP Graduates are counted from these graduation dates = '092007', '102007', '112007', '122007', '012008', '022008', '032008', '042008', '052008', so this is essentially through the Spring term.
2. TC Graduates include 1 full academic year plus these graduation dates = '072008', '082008', '092008', '102008', '112008', '122008', so this is through the next Fall term.
3. Associate Graduates include 3 full academic years plus these graduation dates = '072010', '082010', so this includes the next 2 months of July and August.
4. AC Graduates include 4 full academic years plus these graduation dates = '072011', '082011', '092011', '102011', '112011', '122011', so this is through the next Fall term.
5. Baccalaureate Graduates include 6 full academic years plus these graduation dates = '072013', '082013', so this includes the next 2 months of July and August.
6. All counts of less than 10 are not shown due to FERPA.

IPEDS/ADHE Graduation Rate Calculation by RACE/ETHNICITY

Cohort Year selected = 2009 and Time Period Covered = AFTER THREE (3) YEARS (from AY2009 thru AY2011) for Two-Year Colleges for Blacks.

#	IT	College	FICE	Cohort	Transfers		Bacc.		Adv. Cert.		Assoc.		Tech. Cert.		Cert. Prof.		Graduates		Retained		Success		
					#	%	#	%	#	%	#	%	#	%	#	%	#	%	#	%	#	%	
1	2	ANC	0012860	58		8.6		-		-		1.7		5.2		-		6.9	15	25.9	19	32.8	
2	2	ASUB	0001091	32		21.9		-		-		12.5		3.1		-		15.6		15.6	10	31.3	
3	2	ASUMH	0901090			-		-		-		-		-		100.0		100.0		-		100.0	
4	2	ASUN	0011949	39		2.6		-		-		5.1		12.8		-		17.9		10.3	11	28.2	
5	2	BRTC	0020522			-		-		-		-		-		-		-		50.0		50.0	
6	2	CCCUA	0022209	12		16.7		-		-		16.7		-		8.3		25.0		33.3		58.3	
7	2	CotO	0009976	17		11.8		-		-		5.9		5.9		-		11.8		29.4		41.2	
8	2	EACC	0012260	130		4.6		-		-	11	8.5		5.4		-		18	13.8	36	27.7	54	41.5
9	2	MSCC	0023482	92		6.5		-		-		7.6		-		-		7.6	26	28.3	33	35.9	
10	2	NAC	0012261			-		-		-		-		-		-		-		-		-	
11	2	NPCC	0012105	44		4.5		-		-		9.1		-		2.3		11.4	11	25.0	16	36.4	
12	2	NWACC	0030633	15		20.0		-		-		20.0		-		-		20.0		13.3		33.3	
13	2	OZC	0020870			-		-		-		-		-		-		-		-		-	
14	2	PCCUA	0001104	77		9.1		-		-		11.7		5.2		-		13	16.9	22	28.6	35	45.5
15	2	PTC	0020753	352	22	6.3		-		-	23	6.5		2.6		-		32	9.1	122	34.7	154	43.8
16	2	RMCC	0021111			-		-		-		-		-		-		-		-		-	
17	2	SACC	0020746	65		4.6		-		-		1.5		3.1		4.6		9.2	19	29.2	25	38.5	
18	2	SAUT	0007738	62	12	19.4		-		-	12	19.4		1.6		3.2		15	24.2	10	16.1	25	40.3
19	2	SEAC	0005707	119		2.5		-		-		1.7		-		6.7		10	8.4	35	29.4	45	37.8
20	2	UACCB	0020735			14.3		-		-		-		-		14.3		14.3		42.9		57.1	
21	2	UACCH	0005732	72		8.3		-		-		11.1		4.2		11.1		19	26.4	18	25.0	37	51.4
22	2	UACCM	0005245	34		-		-		-		8.8		-		-		8.8		26.5	12	35.3	
2-Year Colleges				1,235	88	7.1		-		-	93	7.5	36	2.9	25	2.0	154	12.5	348	28.2	502	40.6	

NOTES: When a student received more than one award, only the highest award was counted.

TIME PERIOD CONSIDERATIONS:

1. CP Graduates are counted from these graduation dates = '092008', '102008', '112008', '122008', '012009', '022009', '032009', '042009', '052009', so this is essentially through the Spring term.
2. TC Graduates include 1 full academic year plus these graduation dates = '072009', '082009', '092009', '102009', '112009', '122009', so this is through the next Fall term.
3. Associate Graduates include 3 full academic years plus these graduation dates = '072011', '082011', so this includes the next 2 months of July and August.
4. AC Graduates include 4 full academic years plus these graduation dates = '072012', '082012', '092012', '102012', '112012', '122012', so this is through the next Fall term.
5. Baccalaureate Graduates include 6 full academic years plus these graduation dates = '072014', '082014', so this includes the next 2 months of July and August.
6. All counts of less than 10 are not shown due to FERPA.

IPEDS/ADHE Graduation Rate Calculation by RACE/ETHNICITY

Cohort Year selected = 2010 and Time Period Covered = AFTER THREE (3) YEARS (from AY2010 thru AY2012) for Two-Year Colleges
for Blacks Only.

#	IT	College	FICE	Cohort	Transfers		Bacc.		Adv. Cert.		Assoc.		Tech. Cert.		Cert. Prof.		Graduates		Retained		Success		
					#	%	#	%	#	%	#	%	#	%	#	%	#	%	#	%	#	%	
1	2	ANC	0012860	114		5.3		-		-		6.1		2.6		0.9		11	9.6	26	22.8	37	32.5
2	2	ASUB	0001091	44		15.9		-		-		6.8		4.5		6.8			18.2		13.6	14	31.8
3	2	ASUMH	0901090			-		-		-		-		-		-			-		-		-
4	2	ASUN	0011949	47		2.1		-		-		10.6		2.1		-			12.8		8.5	10	21.3
5	2	BRTC	0020522			-		-		-		-		-		-			-		33.3		33.3
6	2	CCCUA	0022209	16		6.3		-		-		6.3		-		-			6.3		25.0		31.3
7	2	CotO	0009976	23		8.7		-		-		13.0		17.4		-			30.4		21.7	12	52.2
8	2	EACC	0012260	149	17	11.4		-		-		3.4		4.7		0.7		13	8.7	30	20.1	43	28.9
9	2	MSCC	0023482	111		3.6		-		-		4.5		-		2.7			7.2	32	28.8	40	36.0
10	2	NAC	0012261			-		-		-		-		-		-			-		33.3		33.3
11	2	NPCC	0012105	43		4.7		-		-		7.0		-		-			7.0	12	27.9	15	34.9
12	2	NWACC	0030633	12		25.0		-		-		8.3		-		-			8.3		25.0		33.3
13	2	OZC	0020870			-		-		-		-		-		-			-		-		-
14	2	PCCUA	0001104	107	17	15.9		-		-		6.5		2.8		-		10	9.3	29	27.1	39	36.4
15	2	PTC	0020753	463	27	5.8		-		-	19	4.1		0.2		0.2		21	4.5	175	37.8	196	42.3
16	2	RMCC	0021111			-		-		-		-		-		-			-		-		-
17	2	SACC	0020746			-		-		-		-		-		-			-		-		-
18	2	SAUT	0007738	70		11.4		-		-		8.6		-		4.3			12.9	13	18.6	22	31.4
19	2	SEAC	0005707	141		5.0		-		-		5.7		2.1		6.4		20	14.2	20	14.2	40	28.4
20	2	UACCB	0020735	12		-		-		-		16.7		-		16.7			33.3		8.3		41.7
21	2	UACCH	0005732	81		6.2		-		-		2.5		1.2		3.7			7.4	19	23.5	25	30.9
22	2	UACCM	0005245	43		7.0		-		-		4.7		-		2.3			7.0		20.9	12	27.9
2-Year Colleges				1,486	110	7.4		-		-	79	5.3	25	1.7	27	1.8	131	8.8	391	26.3	522	35.1	

NOTES: When a student received more than one award, only the highest award was counted.

TIME PERIOD CONSIDERATIONS:

1. CP Graduates are counted from these graduation dates = '092009', '102009', '112009', '122009', '012010', '022010', '032010', '042010', '052010', so this is essentially through the Spring term.
2. TC Graduates include 1 full academic year plus these graduation dates = '072010', '082010', '092010', '102010', '112010', '122010', so this is through the next Fall term.
3. Associate Graduates include 3 full academic years plus these graduation dates = '072012', '082012', so this includes the next 2 months of July and August.
4. AC Graduates include 4 full academic years plus these graduation dates = '072013', '082013', '092013', '102013', '112013', '122013', so this is through the next Fall term.
5. Baccalaureate Graduates include 6 full academic years plus these graduation dates = '072015', '082015', so this includes the next 2 months of July and August.
6. All counts of less than 10 are not shown due to FERPA.

IPEDS/ADHE Graduation Rate Calculation by RACE/ETHNICITY

Cohort Year selected = 2006 and Time Period Covered = AFTER THREE (3) YEARS (from AY2006 thru AY2008) for Two-Year Colleges for Hispanics.

#	IT	College	FICE	Cohort	Transfers		Bacc.		Adv. Cert.		Assoc.		Tech. Cert.		Cert. Prof.		Graduates		Retained		Success	
					#	%	#	%	#	%	#	%	#	%	#	%	#	%	#	%	#	%
1	2	ANC	0012860			-		-		-		-		12.5		-		12.5		-		12.5
2	2	ASUB	0001091	14		21.4		-		-	57.1		-		-		57.1		-		57.1	
3	2	ASUMH	0901090			-		-		-	-		-		-		-		-		-	
4	2	ASUN	0011949			-		-		-	-		-		-		-		-		-	
5	2	BRTC	0020522			-		-		-	33.3		-		-		33.3		33.3		66.7	
6	2	CCCUA	0022209	24		8.3		-		-	25.0		-	4.2		29.2		25.0	13	54.2		
7	2	CotO	0009976			-		-		-	-		-		-		-		25.0		25.0	
8	2	EACC	0012260			-		-		-	-		-		-		-		50.0		50.0	
9	2	MSCC	0023482			-		-		-	-		-		-		-		100.0		100.0	
10	2	NAC	0012261			-		-		-	-		11.1		-		11.1		-		11.1	
11	2	NPCC	0012105	11		18.2		-		-	18.2		-		-		18.2		18.2		36.4	
12	2	NWACC	0030633	36		22.2		-		-	5.6		-		-		5.6	16	44.4	18	50.0	
13	2	OZC	0020870			-		-		-	-		-		-		-		-		-	
14	2	PCCUA	0001104			-		-		-	33.3		-		-		33.3		-		33.3	
15	2	PTC	0020753	17		5.9		-		-	23.5		-		-		23.5		41.2	11	64.7	
16	2	RMCC	0021111			-		-		-	-		-		-		-		-		-	
17	2	SACC	0020746			-		-		-	-		-		-		-		-		-	
18	2	SAUT	0007738			-		-		-	-		100.0		-		100.0		-		100.0	
19	2	SEAC	0005707			-		-		-	-		-		-		-		-		-	
20	2	UACCB	0020735			-		-		-	33.3		-		-		33.3		66.7		100.0	
21	2	UACCH	0005732			-		-		-	25.0		-		-		25.0		50.0		75.0	
22	2	UACCM	0005245			-		-		-	-		-		-		-		20.0		20.0	
2-Year Colleges				152	16	10.5					27	17.8		2.0		0.7	31	20.4	42	27.6	73	48.0

NOTES: When a student received more than one award, only the highest award was counted.

TIME PERIOD CONSIDERATIONS:

1. CP Graduates are counted from these graduation dates = '092005', '102005', '112005', '122005', '012006', '022006', '032006', '042006', '052006', so this is essentially through the Spring term.
2. TC Graduates include 1 full academic year plus these graduation dates = '072006', '082006', '092006', '102006', '112006', '122006', so this is through the next Fall term.
3. Associate Graduates include 3 full academic years plus these graduation dates = '072008', '082008', so this includes the next 2 months of July and August.
4. AC Graduates include 4 full academic years plus these graduation dates = '072009', '082009', '092009', '102009', '112009', '122009', so this is through the next Fall term.
5. Baccalaureate Graduates include 6 full academic years plus these graduation dates = '072011', '082011', so this includes the next 2 months of July and August.
6. All counts of less than 10 are not shown due to FERPA.

IPEDS/ADHE Graduation Rate Calculation by RACE/ETHNICITY

Cohort Year selected = 2007 and Time Period Covered = AFTER THREE (3) YEARS (from AY2007 thru AY2009) for Two-Year Colleges for Hispanics.

#	IT	College	FICE	Cohort	Transfers		Bacc.		Adv. Cert.		Assoc.		Tech. Cert.		Cert. Prof.		Graduates		Retained		Success	
					#	%	#	%	#	%	#	%	#	%	#	%	#	%	#	%	#	%
1	2	ANC	0012860			-		-		-		-		50.0		-		50.0		-		50.0
2	2	ASUB	0001091	23		4.3		-		-		30.4		4.3		-		34.8		17.4	12	52.2
3	2	ASUMH	0901090			-		-		-		-		-		-		-		25.0		25.0
4	2	ASUN	0011949			-		-		-		-		-		-		-		-		-
5	2	BRTC	0020522			-		-		-		-		-		-		-		50.0		50.0
6	2	CCCUA	0022209	15		-		-		-		26.7		-		-		26.7		33.3		60.0
7	2	CotO	0009976			-		-		-		50.0		-		-		50.0		-		50.0
8	2	EACC	0012260			-		-		-		-		-		-		-		-		-
9	2	MSCC	0023482			-		-		-		50.0		-		-		50.0		50.0		100.0
10	2	NAC	0012261			-		-		-		-		-		-		-		33.3		33.3
11	2	NPCC	0012105	14		7.1		-		-		-		-		-		-		57.1		57.1
12	2	NWACC	0030633	62		9.7		-		-		9.7		-		-		9.7	27	43.5	33	53.2
13	2	OZC	0020870			-		-		-		-		-		-		-		-		-
14	2	PCCUA	0001104			-		-		-		-		-		-		-		-		-
15	2	PTC	0020753	12		16.7		-		-		8.3		-		-		8.3		8.3		16.7
16	2	RMCC	0021111			50.0		-		-		-		-		-		-		-		-
17	2	SACC	0020746			-		-		-		-		-		-		-		-		-
18	2	SAUT	0007738			-		-		-		-		50.0		-		50.0		-		50.0
19	2	SEAC	0005707			-		-		-		-		-		-		-		100.0		100.0
20	2	UACCB	0020735			-		-		-		33.3		-		-		33.3		33.3		66.7
21	2	UACCH	0005732			-		-		-		-		20.0		-		20.0		20.0		40.0
22	2	UACCM	0005245	15		13.3		-		-		26.7		-		-		26.7		13.3		40.0
2-Year Colleges				180	13	7.2					25	13.9		3.3			31	17.2	56	31.1	87	48.3

NOTES: When a student received more than one award, only the highest award was counted.

TIME PERIOD CONSIDERATIONS:

1. CP Graduates are counted from these graduation dates = '092006', '102006', '112006', '122006', '012007', '022007', '032007', '042007', '052007', so this is essentially through the Spring term.
2. TC Graduates include 1 full academic year plus these graduation dates = '072007', '082007', '092007', '102007', '112007', '122007', so this is through the next Fall term.
3. Associate Graduates include 3 full academic years plus these graduation dates = '072009', '082009', so this includes the next 2 months of July and August.
4. AC Graduates include 4 full academic years plus these graduation dates = '072010', '082010', '092010', '102010', '112010', '122010', so this is through the next Fall term.
5. Baccalaureate Graduates include 6 full academic years plus these graduation dates = '072012', '082012', so this includes the next 2 months of July and August.
6. All counts of less than 10 are not shown due to FERPA.

IPEDS/ADHE Graduation Rate Calculation by RACE/ETHNICITY

Cohort Year selected = 2008 and Time Period Covered = AFTER THREE (3) YEARS (from AY2008 thru AY2010) for Two-Year Colleges for Hispanics.

#	IT	College	FICE	Cohort	Transfers		Bacc.		Adv. Cert.		Assoc.		Tech. Cert.		Cert. Prof.		Graduates		Retained		Success	
					#	%	#	%	#	%	#	%	#	%	#	%	#	%	#	%	#	%
1	2	ANC	0012860			-		-		-	14.3		42.9		-		57.1		-		57.1	
2	2	ASUB	0001091	17		5.9		-		-	17.6		5.9		5.9		29.4		11.8		41.2	
3	2	ASUMH	0901090			-		-		-	50.0		-		-		50.0		-		50.0	
4	2	ASUN	0011949			-		-		-	-		-		-		-		100.0		100.0	
5	2	BRTC	0020522			-		-		-	-		40.0		-		40.0		20.0		60.0	
6	2	CCCUA	0022209	22		9.1		-		-	4.5		4.5		4.5		13.6		27.3		40.9	
7	2	CotO	0009976			-		-		-	-		20.0		-		20.0		-		20.0	
8	2	EACC	0012260			-		-		-	40.0		-		-		40.0		-		40.0	
9	2	MSCC	0023482			-		-		-	-		-		-		-		-		-	
10	2	NAC	0012261	12		33.3		-		-	-		-		-		-		33.3		33.3	
11	2	NPCC	0012105			-		-		-	11.1		11.1		-		22.2		44.4		66.7	
12	2	NWACC	0030633	73		11.0		-		-	9.6		-		-		9.6		34	46.6	41	56.2
13	2	OZC	0020870			-		-		-	-		-		-		-		100.0		100.0	
14	2	PCCUA	0001104			-		-		-	100.0		-		-		100.0		-		100.0	
15	2	PTC	0020753	14		-		-		-	7.1		-		-		7.1		14.3		21.4	
16	2	RMCC	0021111			-		-		-	-		33.3		-		33.3		-		33.3	
17	2	SACC	0020746			-		-		-	100.0		-		-		100.0		-		100.0	
18	2	SAUT	0007738			-		-		-	33.3		-		-		33.3		-		33.3	
19	2	SEAC	0005707			-		-		-	-		-		-		-		100.0		100.0	
20	2	UACCB	0020735			16.7		-		-	16.7		-		33.3		50.0		-		50.0	
21	2	UACCH	0005732			-		-		-	-		-		33.3		33.3		-		33.3	
22	2	UACCM	0005245	18		5.6		-		-	33.3		-		5.6		38.9		22.2		11	61.1
2-Year Colleges				215	17	7.9					29	13.5	10	4.7		3.3	46	21.4	60	27.9	106	49.3

NOTES: When a student received more than one award, only the highest award was counted.

TIME PERIOD CONSIDERATIONS:

1. CP Graduates are counted from these graduation dates = '092007', '102007', '112007', '122007', '012008', '022008', '032008', '042008', '052008', so this is essentially through the Spring term.
2. TC Graduates include 1 full academic year plus these graduation dates = '072008', '082008', '092008', '102008', '112008', '122008', so this is through the next Fall term.
3. Associate Graduates include 3 full academic years plus these graduation dates = '072010', '082010', so this includes the next 2 months of July and August.
4. AC Graduates include 4 full academic years plus these graduation dates = '072011', '082011', '092011', '102011', '112011', '122011', so this is through the next Fall term.
5. Baccalaureate Graduates include 6 full academic years plus these graduation dates = '072013', '082013', so this includes the next 2 months of July and August.
6. All counts of less than 10 are not shown due to FERPA.

IPEDS/ADHE Graduation Rate Calculation by RACE/ETHNICITY

Cohort Year selected = 2009 and Time Period Covered = AFTER THREE (3) YEARS (from AY2009 thru AY2011) for Two-Year Colleges for Hispanics.

#	IT	College	FICE	Cohort	Transfers		Bacc.		Adv. Cert.		Assoc.		Tech. Cert.		Cert. Prof.		Graduates		Retained		Success		
					#	%	#	%	#	%	#	%	#	%	#	%	#	%	#	%	#	%	
1	2	ANC	0012860			20.0		-		-		20.0		-		-		20.0		20.0		40.0	
2	2	ASUB	0001091	19		5.3		-		-		36.8		5.3		21.1		12	63.2		5.3	13	68.4
3	2	ASUMH	0901090			-		-		-		-		-		-		-		-		-	
4	2	ASUN	0011949			-		-		-		-		-		-		-		-		-	
5	2	BRTC	0020522			12.5		-		-		12.5		12.5		-		25.0		12.5		37.5	
6	2	CCCUA	0022209	21		-		-		-		23.8		-		-		23.8		23.8		52.4	
7	2	CotO	0009976			50.0		-		-		-		-		-		-		-		-	
8	2	EACC	0012260			50.0		-		-		-		-		25.0		25.0		25.0		50.0	
9	2	MSCC	0023482			40.0		-		-		20.0		-		-		20.0		-		20.0	
10	2	NAC	0012261			-		-		-		-		12.5		-		12.5		50.0		62.5	
11	2	NPCC	0012105	13		7.7		-		-		7.7		-		-		7.7		38.5		46.2	
12	2	NWACC	0030633	68		2.9		-		-		10.3		-		-		10.3	30	44.1	37	54.4	
13	2	OZC	0020870			-		-		-		50.0		-		-		50.0		-		50.0	
14	2	PCCUA	0001104			-		-		-		-		25.0		-		25.0		25.0		50.0	
15	2	PTC	0020753	17		29.4		-		-		17.6		-		-		17.6		35.3		52.9	
16	2	RMCC	0021111			100.0		-		-		-		-		-		-		-		-	
17	2	SACC	0020746			-		-		-		50.0		-		-		50.0		50.0		100.0	
18	2	SAUT	0007738			-		-		-		100.0		-		-		100.0		-		100.0	
19	2	SEAC	0005707			-		-		-		-		-		-		-		-		-	
20	2	UACCB	0020735			33.3		-		-		-		-		-		-		33.3		33.3	
21	2	UACCH	0005732			-		-		-		16.7		33.3		-		50.0		33.3		83.3	
22	2	UACCM	0005245	20		15.0		-		-		15.0		5.0		-		20.0		5.0		25.0	
2-Year Colleges				217	21	9.7		-		-	33	15.2		3.2		2.3		45	20.7	61	28.1	106	48.8

NOTES: When a student received more than one award, only the highest award was counted.

TIME PERIOD CONSIDERATIONS:

1. CP Graduates are counted from these graduation dates = '092008', '102008', '112008', '122008', '012009', '022009', '032009', '042009', '052009', so this is essentially through the Spring term.
2. TC Graduates include 1 full academic year plus these graduation dates = '072009', '082009', '092009', '102009', '112009', '122009', so this is through the next Fall term.
3. Associate Graduates include 3 full academic years plus these graduation dates = '072011', '082011', so this includes the next 2 months of July and August.
4. AC Graduates include 4 full academic years plus these graduation dates = '072012', '082012', '092012', '102012', '112012', '122012', so this is through the next Fall term.
5. Baccalaureate Graduates include 6 full academic years plus these graduation dates = '072014', '082014', so this includes the next 2 months of July and August.
6. All counts of less than 10 are not shown due to FERPA.

IPEDS/ADHE Graduation Rate Calculation by RACE/ETHNICITY

Cohort Year selected = 2010 and Time Period Covered = AFTER THREE (3) YEARS (from AY2010 thru AY2012) for Two-Year Colleges for Hispanics Any.

#	IT	College	FICE	Cohort	Transfers		Bacc.		Adv. Cert.		Assoc.		Tech. Cert.		Cert. Prof.		Graduates		Retained		Success		
					#	%	#	%	#	%	#	%	#	%	#	%	#	%	#	%	#	%	
1	2	ANC	0012860			-		-		-		-		-		-		-		20.0		20.0	
2	2	ASUB	0001091	20		5.0		-		-		40.0		5.0		-		45.0		20.0	13	65.0	
3	2	ASUMH	0901090			-		-		-		100.0		-		-		100.0		-		100.0	
4	2	ASUN	0011949			-		-		-		33.3			16.7		50.0		-			50.0	
5	2	BRTC	0020522			12.5		-		-		12.5		12.5		-		25.0		12.5		37.5	
6	2	CCCUA	0022209	19		5.3		-		-		21.1			10.5		31.6		21.1	10		52.6	
7	2	CotO	0009976			-		-		-		-		-		-		-		-		-	
8	2	EACC	0012260			-		-		-		-		25.0		-		25.0		-		25.0	
9	2	MSCC	0023482			-		-		-		-		-		-		-		-		-	
10	2	NAC	0012261	14		14.3		-		-		14.3		-		-		14.3		42.9		57.1	
11	2	NPCC	0012105	21		9.5		-		-		23.8		-		-		23.8		23.8	10	47.6	
12	2	NWACC	0030633	106		5.7		-		-	18	17.0			0.9		19	17.9	45	42.5	64	60.4	
13	2	OZC	0020870			-		-		-		-		-		-		-		50.0		50.0	
14	2	PCCUA	0001104			-		-		-		-		-		-		-		-		-	
15	2	PTC	0020753	42		9.5		-		-		14.3		2.4		-		16.7		17	40.5	24	57.1
16	2	RMCC	0021111			-		-		-		-		-		-		-		-		-	
17	2	SACC	0020746			-		-		-		-		-		-		-		-		-	
18	2	SAUT	0007738			25.0		-		-		-		25.0		-		25.0		-		25.0	
19	2	SEAC	0005707			14.3		-		-		14.3		-		-		14.3		28.6		42.9	
20	2	UACCB	0020735			-		-		-		33.3		-		-		33.3		33.3		66.7	
21	2	UACCH	0005732			14.3		-		-		14.3			14.3		28.6		28.6			57.1	
22	2	UACCM	0005245	21		14.3		-		-		9.5		-		-		9.5		28.6		38.1	
2-Year Colleges				302	23	7.6		-		-	53	17.5		1.7		1.7	63	20.9	96	31.8	159	52.6	

NOTES: When a student received more than one award, only the highest award was counted.

TIME PERIOD CONSIDERATIONS:

1. CP Graduates are counted from these graduation dates = '092009', '102009', '112009', '122009', '012010', '022010', '032010', '042010', '052010', so this is essentially through the Spring term.
2. TC Graduates include 1 full academic year plus these graduation dates = '072010', '082010', '092010', '102010', '112010', '122010', so this is through the next Fall term.
3. Associate Graduates include 3 full academic years plus these graduation dates = '072012', '082012', so this includes the next 2 months of July and August.
4. AC Graduates include 4 full academic years plus these graduation dates = '072013', '082013', '092013', '102013', '112013', '122013', so this is through the next Fall term.
5. Baccalaureate Graduates include 6 full academic years plus these graduation dates = '072015', '082015', so this includes the next 2 months of July and August.
6. All counts of less than 10 are not shown due to FERPA.

IPEDS/ADHE Graduation Rate Calculation by RACE/ETHNICITY

Cohort Year selected = 2006 and Time Period Covered = AFTER THREE (3) YEARS (from AY2006 thru AY2008) for Two-Year Colleges for American Indians/Alaskan Natives.

#	IT	College	FICE	Cohort	Transfers		Bacc.		Adv. Cert.		Assoc.		Tech. Cert.		Cert. Prof.		Graduates		Retained		Success	
					#	%	#	%	#	%	#	%	#	%	#	%	#	%	#	%	#	%
1	2	ANC	0012860			-		-		-		-		-		-		-		-		-
2	2	ASUB	0001091			14.3		-		-		14.3		-		14.3		28.6		14.3		42.9
3	2	ASUMH	0901090			-		-		-		-		-		-		-		-		-
4	2	ASUN	0011949			-		-		-		-		-		-		-		100.0		100.0
5	2	BRTC	0020522			-		-		-		-		-		-		-		50.0		50.0
6	2	CCCUA	0022209			25.0		-		-		-		-		-		-		-		-
7	2	CotO	0009976			-		-		-		-		-		-		-		-		-
8	2	EACC	0012260			-		-		-		-		-		-		-		-		-
9	2	MSCC	0023482			-		-		-		-		-		-		-		-		-
10	2	NAC	0012261			50.0		-		-		-		-		-		-		-		-
11	2	NPCC	0012105			-		-		-		-		-		-		-		-		-
12	2	NWACC	0030633	12		-		-		-		-		8.3		8.3		8.3		16.7		25.0
13	2	OZC	0020870			-		-		-		25.0		-		-		25.0		50.0		75.0
14	2	PCCUA	0001104			-		-		-		-		-		-		-		-		-
15	2	PTC	0020753			-		-		-		20.0		20.0		-		40.0		20.0		60.0
16	2	RMCC	0021111			14.3		-		-		-		14.3		-		14.3		14.3		28.6
17	2	SACC	0020746			-		-		-		-		-		-		-		-		-
18	2	SAUT	0007738			-		-		-		-		100.0		-		100.0		-		100.0
19	2	SEAC	0005707			-		-		-		-		-		-		-		-		-
20	2	UACCB	0020735			-		-		-		100.0		-		-		100.0		-		100.0
21	2	UACCH	0005732			100.0		-		-		-		-		-		-		-		-
22	2	UACCM	0005245	11		18.2		-		-		9.1		-		-		9.1		9.1		18.2
2-Year Colleges				63		11.1		-		-		7.9		4.8		3.2	10	15.9	10	15.9	20	31.7

NOTES: When a student received more than one award, only the highest award was counted.

TIME PERIOD CONSIDERATIONS:

1. CP Graduates are counted from these graduation dates = '092005', '102005', '112005', '122005', '012006', '022006', '032006', '042006', '052006', so this is essentially through the Spring term.
2. TC Graduates include 1 full academic year plus these graduation dates = '072006', '082006', '092006', '102006', '112006', '122006', so this is through the next Fall term.
3. Associate Graduates include 3 full academic years plus these graduation dates = '072008', '082008', so this includes the next 2 months of July and August.
4. AC Graduates include 4 full academic years plus these graduation dates = '072009', '082009', '092009', '102009', '112009', '122009', so this is through the next Fall term.
5. Baccalaureate Graduates include 6 full academic years plus these graduation dates = '072011', '082011', so this includes the next 2 months of July and August.
6. All counts of less than 10 are not shown due to FERPA.

IPEDS/ADHE Graduation Rate Calculation by RACE/ETHNICITY

Cohort Year selected = 2007 and Time Period Covered = AFTER THREE (3) YEARS (from AY2007 thru AY2009) for Two-Year Colleges for American Indians/Alaskan Natives.

#	IT	College	FICE	Cohort	Transfers		Bacc.		Adv. Cert.		Assoc.		Tech. Cert.		Cert. Prof.		Graduates		Retained		Success		
					#	%	#	%	#	%	#	%	#	%	#	%	#	%	#	%	#	%	
1	2	ANC	0012860			-		-		-		-		-		-		-		50.0		50.0	
2	2	ASUB	0001091			12.5		-		-		12.5		12.5		-		25.0		12.5		37.5	
3	2	ASUMH	0901090			-		-		-		-		-		-		-		50.0		50.0	
4	2	ASUN	0011949			-		-		-		-		-		-		-		-		-	
5	2	BRTC	0020522			-		-		-		-		-		-		-		-		-	
6	2	CCCUA	0022209			-		-		-		-		-		-		-		-		-	
7	2	CotO	0009976			-		-		-		-		-		-		-		-		-	
8	2	EACC	0012260			-		-		-		-		-		-		-		-		-	
9	2	MSCC	0023482			-		-		-		-		-		-		-		-		-	
10	2	NAC	0012261	13		23.1		-		-		23.1		7.7		-		30.8		7.7		38.5	
11	2	NPCC	0012105			-		-		-		-		-		50.0		50.0		-		50.0	
12	2	NWACC	0030633	10		10.0		-		-		-		-		-		-		20.0		20.0	
13	2	OZC	0020870			-		-		-		-		-		-		-		-		-	
14	2	PCCUA	0001104			-		-		-		-		-		-		-		-		-	
15	2	PTC	0020753			-		-		-		-		-		-		-		44.4		44.4	
16	2	RMCC	0021111			-		-		-		-		-		-		-		-		-	
17	2	SACC	0020746			-		-		-		-		-		-		-		-		-	
18	2	SAUT	0007738			-		-		-		-		-		-		-		100.0		100.0	
19	2	SEAC	0005707			-		-		-		-		-		-		-		-		-	
20	2	UACCB	0020735			-		-		-		50.0		-		-		50.0		50.0		100.0	
21	2	UACCH	0005732			-		-		-		-		-		-		-		-		-	
22	2	UACCM	0005245			-		-		-		-		-		-		-		-		-	
2-Year Colleges				57		8.8		-		-		8.8		3.5		1.8		14.0		12	21.1	20	35.1

NOTES: When a student received more than one award, only the highest award was counted.

TIME PERIOD CONSIDERATIONS:

1. CP Graduates are counted from these graduation dates = '092006', '102006', '112006', '122006', '012007', '022007', '032007', '042007', '052007', so this is essentially through the Spring term.
2. TC Graduates include 1 full academic year plus these graduation dates = '072007', '082007', '092007', '102007', '112007', '122007', so this is through the next Fall term.
3. Associate Graduates include 3 full academic years plus these graduation dates = '072009', '082009', so this includes the next 2 months of July and August.
4. AC Graduates include 4 full academic years plus these graduation dates = '072010', '082010', '092010', '102010', '112010', '122010', so this is through the next Fall term.
5. Baccalaureate Graduates include 6 full academic years plus these graduation dates = '072012', '082012', so this includes the next 2 months of July and August.
6. All counts of less than 10 are not shown due to FERPA.

IPEDS/ADHE Graduation Rate Calculation by RACE/ETHNICITY

Cohort Year selected = 2008 and Time Period Covered = AFTER THREE (3) YEARS (from AY2008 thru AY2010) for Two-Year Colleges for American Indians/Alaskan Natives.

#	IT	College	FICE	Cohort	Transfers		Bacc.		Adv. Cert.		Assoc.		Tech. Cert.		Cert. Prof.		Graduates		Retained		Success	
					#	%	#	%	#	%	#	%	#	%	#	%	#	%	#	%	#	%
1	2	ANC	0012860			33.3		-		-		66.7		-		-		66.7		-		66.7
2	2	ASUB	0001091			-		-		-		12.5		12.5		-		25.0		12.5		37.5
3	2	ASUMH	0901090			-		-		-		100.0		-		-		100.0		-		100.0
4	2	ASUN	0011949			-		-		-		-		-		-		-		-		-
5	2	BRTC	0020522			50.0		-		-		-		-		-		-		50.0		50.0
6	2	CCCUA	0022209			-		-		-		-		-		-		-		-		-
7	2	CotO	0009976			-		-		-		-		-		-		-		-		-
8	2	EACC	0012260			-		-		-		-		-		-		-		50.0		50.0
9	2	MSCC	0023482			-		-		-		-		-		-		-		50.0		50.0
10	2	NAC	0012261			25.0		-		-		-		-		-		-		25.0		25.0
11	2	NPCC	0012105			-		-		-		-		-		-		-		100.0		100.0
12	2	NWACC	0030633	12		-		-		-		16.7		-		-		16.7		8.3		25.0
13	2	OZC	0020870			-		-		-		-		-		-		-		-		-
14	2	PCCUA	0001104			-		-		-		-		-		-		-		-		-
15	2	PTC	0020753			-		-		-		-		-		-		-		100.0		100.0
16	2	RMCC	0021111			-		-		-		-		-		-		-		-		-
17	2	SACC	0020746			-		-		-		-		-		-		-		-		-
18	2	SAUT	0007738			-		-		-		-		-		-		-		-		-
19	2	SEAC	0005707			-		-		-		-		-		-		-		-		-
20	2	UACCB	0020735			-		-		-		-		-		-		-		-		-
21	2	UACCH	0005732			-		-		-		33.3		-		-		33.3		33.3		66.7
22	2	UACCM	0005245			-		-		-		-		-		-		-		-		-
2-Year Colleges				59		5.1		-		-		11.9		1.7		-		13.6	12	20.3	20	33.9

NOTES: When a student received more than one award, only the highest award was counted.

TIME PERIOD CONSIDERATIONS:

1. CP Graduates are counted from these graduation dates = '092007', '102007', '112007', '122007', '012008', '022008', '032008', '042008', '052008', so this is essentially through the Spring term.
2. TC Graduates include 1 full academic year plus these graduation dates = '072008', '082008', '092008', '102008', '112008', '122008', so this is through the next Fall term.
3. Associate Graduates include 3 full academic years plus these graduation dates = '072010', '082010', so this includes the next 2 months of July and August.
4. AC Graduates include 4 full academic years plus these graduation dates = '072011', '082011', '092011', '102011', '112011', '122011', so this is through the next Fall term.
5. Baccalaureate Graduates include 6 full academic years plus these graduation dates = '072013', '082013', so this includes the next 2 months of July and August.
6. All counts of less than 10 are not shown due to FERPA.

IPEDS/ADHE Graduation Rate Calculation by RACE/ETHNICITY

Cohort Year selected = 2009 and Time Period Covered = AFTER THREE (3) YEARS (from AY2009 thru AY2011) for Two-Year Colleges for American Indians/Alaskan Natives.

#	IT	College	FICE	Cohort	Transfers		Bacc.		Adv. Cert.		Assoc.		Tech. Cert.		Cert. Prof.		Graduates		Retained		Success		
					#	%	#	%	#	%	#	%	#	%	#	%	#	%	#	%	#	%	
1	2	ANC	0012860			-		-		-		-		-		-		-		-		-	
2	2	ASUB	0001091			-		-		-	11.1		11.1		-		-	22.2		33.3		55.6	
3	2	ASUMH	0901090			-		-		-		-		-		-		-		-		-	
4	2	ASUN	0011949			-		-		-		-		-		-		-		-		-	
5	2	BRTC	0020522			50.0		-		-		-		-		-		-		-		-	
6	2	CCCUA	0022209			-		-		-		-		-		-		-		-		-	
7	2	CotO	0009976			-		-		-		-		-		-		-		-		-	
8	2	EACC	0012260			-		-		-		-		-		-		-		-		-	
9	2	MSCC	0023482			-		-		-		-		-		-		-		-		-	
10	2	NAC	0012261			-		-		-	33.3		-		-		-	33.3		-		33.3	
11	2	NPCC	0012105			-		-		-		-		-		-		-		100.0		100.0	
12	2	NWACC	0030633	13		-		-		-	7.7		-		-		-	7.7		38.5		46.2	
13	2	OZC	0020870			-		-		-		-		-		-		-		50.0		50.0	
14	2	PCCUA	0001104			-		-		-		-		-		-		-		100.0		100.0	
15	2	PTC	0020753			-		-		-		-		-		-		-		50.0		50.0	
16	2	RMCC	0021111			16.7		-		-	16.7		-		-		-	16.7		16.7		33.3	
17	2	SACC	0020746			-		-		-		-		-		-		-		-		-	
18	2	SAUT	0007738			-		-		-	50.0		-		-		-	50.0		-		50.0	
19	2	SEAC	0005707			-		-		-		-		-		-		-		-		-	
20	2	UACCB	0020735			-		-		-	50.0		-		-		-	50.0		-		50.0	
21	2	UACCH	0005732			-		-		-		-		-		-		-		-		-	
22	2	UACCM	0005245			-		-		-		-		-		-		-		20.0		20.0	
2-Year Colleges				60		5.0		-		-	10.0		1.7		-		-	11.7		15	25.0	22	36.7

NOTES: When a student received more than one award, only the highest award was counted.

TIME PERIOD CONSIDERATIONS:

1. CP Graduates are counted from these graduation dates = '092008', '102008', '112008', '122008', '012009', '022009', '032009', '042009', '052009', so this is essentially through the Spring term.
2. TC Graduates include 1 full academic year plus these graduation dates = '072009', '082009', '092009', '102009', '112009', '122009', so this is through the next Fall term.
3. Associate Graduates include 3 full academic years plus these graduation dates = '072011', '082011', so this includes the next 2 months of July and August.
4. AC Graduates include 4 full academic years plus these graduation dates = '072012', '082012', '092012', '102012', '112012', '122012', so this is through the next Fall term.
5. Baccalaureate Graduates include 6 full academic years plus these graduation dates = '072014', '082014', so this includes the next 2 months of July and August.
6. All counts of less than 10 are not shown due to FERPA.

IPEDS/ADHE Graduation Rate Calculation by RACE/ETHNICITY

Cohort Year selected = 2010 and Time Period Covered = AFTER THREE (3) YEARS (from AY2010 thru AY2012) for Two-Year Colleges
for American Indians/Alaskan Natives Only.

#	IT	College	FICE	Cohort	Transfers		Bacc.		Adv. Cert.		Assoc.		Tech. Cert.		Cert. Prof.		Graduates		Retained		Success	
					#	%	#	%	#	%	#	%	#	%	#	%	#	%	#	%	#	%
1	2	ANC	0012860			-		-		-		-		-		-		-		-		-
2	2	ASUB	0001091			-		-		-	66.7		-		-		-	66.7		-		66.7
3	2	ASUMH	0901090			-		-		-		-		-		-		-		33.3		33.3
4	2	ASUN	0011949			-		-		-		-		-		-		-		50.0		50.0
5	2	BRTC	0020522			-		-		-	20.0		-		-		-	20.0		20.0		40.0
6	2	CCCUA	0022209			25.0		-		-		-		-		-		-		50.0		50.0
7	2	CotO	0009976			-		-		-		-	100.0		-		-	100.0		-		100.0
8	2	EACC	0012260			-		-		-		-		-		-		-		-		-
9	2	MSCC	0023482			-		-		-		-		-		-		-		-		-
10	2	NAC	0012261			-		-		-		-		-		-		-		-		-
11	2	NPCC	0012105			11.1		-		-	11.1		-		-		-	11.1		22.2		33.3
12	2	NWACC	0030633			12.5		-		-	12.5		-		-		-	12.5		12.5		25.0
13	2	OZC	0020870			-		-		-	66.7		-		-		-	66.7		-		66.7
14	2	PCCUA	0001104			-		-		-		-		-		-		-		-		-
15	2	PTC	0020753			-		-		-	33.3		-		-		-	33.3		-		33.3
16	2	RMCC	0021111			-		-		-	25.0		-		-		-	25.0		-		25.0
17	2	SACC	0020746			-		-		-		-		-		-		-		-		-
18	2	SAUT	0007738			-		-		-		-		-		-		-		-		-
19	2	SEAC	0005707			-		-		-		-		-		-		-		-		-
20	2	UACCB	0020735			50.0		-		-		-		-		-		-		-		-
21	2	UACCH	0005732			-		-		-		-		-		-		-		-		-
22	2	UACCM	0005245			-		-		-	22.2		-		11.1		-	33.3		-		33.3
2-Year Colleges				62		8.1		-		-	13	21.0		1.6		1.6	15	24.2		12.9	23	37.1

NOTES: When a student received more than one award, only the highest award was counted.

TIME PERIOD CONSIDERATIONS:

1. CP Graduates are counted from these graduation dates = '092009', '102009', '112009', '122009', '012010', '022010', '032010', '042010', '052010', so this is essentially through the Spring term.
2. TC Graduates include 1 full academic year plus these graduation dates = '072010', '082010', '092010', '102010', '112010', '122010', so this is through the next Fall term.
3. Associate Graduates include 3 full academic years plus these graduation dates = '072012', '082012', so this includes the next 2 months of July and August.
4. AC Graduates include 4 full academic years plus these graduation dates = '072013', '082013', '092013', '102013', '112013', '122013', so this is through the next Fall term.
5. Baccalaureate Graduates include 6 full academic years plus these graduation dates = '072015', '082015', so this includes the next 2 months of July and August.
6. All counts of less than 10 are not shown due to FERPA.

IPEDS/ADHE Graduation Rate Calculation by RACE/ETHNICITY

Cohort Year selected = 2006 and Time Period Covered = AFTER THREE (3) YEARS (from AY2006 thru AY2008) for Two-Year Colleges for Whites.

#	IT	College	FICE	Cohort	Transfers		Bacc.		Adv. Cert.		Assoc.		Tech. Cert.		Cert. Prof.		Graduates		Retained		Success		
					#	%	#	%	#	%	#	%	#	%	#	%	#	%	#	%	#	%	
1	2	ANC	0012860	237	11	4.6		-		-	33	13.9	18	7.6		-	51	21.5	46	19.4	97	40.9	
2	2	ASUB	0001091	692	96	13.9		-		-	142	20.5	66	9.5		1.3	217	31.4	121	17.5	338	48.8	
3	2	ASUMH	0901090	171	23	13.5		-		-	31	18.1		1.2		0.6	34	19.9	27	15.8	61	35.7	
4	2	ASUN	0011949	89		6.7		-		-		9.0	12	13.5		-	20	22.5	16	18.0	36	40.4	
5	2	BRTC	0020522	300	32	10.7		-		-	27	9.0	29	9.7		1.7	61	20.3	68	22.7	129	43.0	
6	2	CCCUA	0022209	60		10.0		-		-	11	18.3		1.7		-	12	20.0	23	38.3	35	58.3	
7	2	CotO	0009976	140	22	15.7		-		-	20	14.3	13	9.3		1.4	35	25.0	17	12.1	52	37.1	
8	2	EACC	0012260	119	10	8.4		-		-	26	21.8		0.8		-	27	22.7	23	19.3	50	42.0	
9	2	MSCC	0023482	65	10	15.4		-		-		10.8		-		-		10.8	13	20.0	20	30.8	
10	2	NAC	0012261	367	54	14.7		-		-	58	15.8	30	8.2		-	88	24.0	47	12.8	135	36.8	
11	2	NPCC	0012105	252	22	8.7		-		-	25	9.9	12	4.8		-	37	14.7	55	21.8	92	36.5	
12	2	NWACC	0030633	421	59	14.0		-		-	32	7.6		-		-	32	7.6	116	27.6	148	35.2	
13	2	OZC	0020870	177	15	8.5		-		-	18	10.2		0.6		0.6	20	11.3	33	18.6	53	29.9	
14	2	PCCUA	0001104	88	16	18.2		-		-	17	19.3		-		-	17	19.3	14	15.9	31	35.2	
15	2	PTC	0020753	490	61	12.4		-		-	52	10.6	31	6.3		0.6	86	17.6	119	24.3	205	41.8	
16	2	RMCC	0021111	115	14	12.2		-		-	14	12.2		2.6		-	17	14.8	11	9.6	28	24.3	
17	2	SACC	0020746	61		6.6		-		-		8.2		8.2		-	10	16.4	19	31.1	29	47.5	
18	2	SAUT	0007738	104		6.7		-		-	13	12.5	33	31.7		1.0	47	45.2	11	10.6	58	55.8	
19	2	SEAC	0005707	78		7.7		-		-		10.3		2.6		1.3	11	14.1	22	28.2	33	42.3	
20	2	UACCB	0020735	129	12	9.3		-		-	11	8.5		1.6		3.9	18	14.0	37	28.7	55	42.6	
21	2	UACCH	0005732	103	10	9.7		-		-	12	11.7		7.8		5.8	26	25.2	17	16.5	43	41.7	
22	2	UACCM	0005245	392	55	14.0		-		-	30	7.7		0.8		0.5	35	8.9	81	20.7	116	29.6	
2-Year Colleges				4,650	551	11.8		-		-	600	12.9	272	5.8		36	0.8	908	19.5	936	20.1	1,844	39.7

NOTES: When a student received more than one award, only the highest award was counted.

TIME PERIOD CONSIDERATIONS:

1. CP Graduates are counted from these graduation dates = '092005', '102005', '112005', '122005', '012006', '022006', '032006', '042006', '052006', so this is essentially through the Spring term.
2. TC Graduates include 1 full academic year plus these graduation dates = '072006', '082006', '092006', '102006', '112006', '122006', so this is through the next Fall term.
3. Associate Graduates include 3 full academic years plus these graduation dates = '072008', '082008', so this includes the next 2 months of July and August.
4. AC Graduates include 4 full academic years plus these graduation dates = '072009', '082009', '092009', '102009', '112009', '122009', so this is through the next Fall term.
5. Baccalaureate Graduates include 6 full academic years plus these graduation dates = '072011', '082011', so this includes the next 2 months of July and August.
6. All counts of less than 10 are not shown due to FERPA.

IPEDS/ADHE Graduation Rate Calculation by RACE/ETHNICITY

Cohort Year selected = 2007 and Time Period Covered = AFTER THREE (3) YEARS (from AY2007 thru AY2009) for Two-Year Colleges for Whites.

#	IT	College	FICE	Cohort	Transfers		Bacc.		Adv. Cert.		Assoc.		Tech. Cert.		Cert. Prof.		Graduates		Retained		Success	
					#	%	#	%	#	%	#	%	#	%	#	%	#	%	#	%	#	%
1	2	ANC	0012860	175	12	6.9					30	17.1	15	8.6		0.6	46	26.3	25	14.3	71	40.6
2	2	ASUB	0001091	665	79	11.9					122	18.3	60	9.0		1.1	189	28.4	107	16.1	296	44.5
3	2	ASUMH	0901090	160	22	13.8					31	19.4		2.5	14	8.8	49	30.6	29	18.1	78	48.8
4	2	ASUN	0011949	120	16	13.3					24	20.0		7.5		-	33	27.5	23	19.2	56	46.7
5	2	BRTC	0020522	348	45	12.9					25	7.2	34	9.8		1.4	64	18.4	69	19.8	133	38.2
6	2	CCCUA	0022209	62		12.9						8.1				-		8.1	16	25.8	21	33.9
7	2	CotO	0009976	135	29	21.5					20	14.8		6.7		3.7	34	25.2	22	16.3	56	41.5
8	2	EACC	0012260	131	19	14.5					17	13.0		1.5		-	19	14.5	28	21.4	47	35.9
9	2	MSCC	0023482	66		10.6						3.0				-		3.0	16	24.2	18	27.3
10	2	NAC	0012261	321	38	11.8					52	16.2	23	7.2		-	75	23.4	54	16.8	129	40.2
11	2	NPCC	0012105	189	16	8.5					20	10.6		4.8		0.5	30	15.9	40	21.2	70	37.0
12	2	NWACC	0030633	437	54	12.4					37	8.5				0.9	41	9.4	127	29.1	168	38.4
13	2	OZC	0020870	153	17	11.1					31	20.3				2.6	35	22.9	28	18.3	63	41.2
14	2	PCCUA	0001104	73		12.3					11	15.1				-	11	15.1	15	20.5	26	35.6
15	2	PTC	0020753	390	63	16.2					48	12.3	24	6.2		1.0	76	19.5	95	24.4	171	43.8
16	2	RMCC	0021111	127	18	14.2					20	15.7		2.4		-	23	18.1	23	18.1	46	36.2
17	2	SACC	0020746	57		12.3						7.0		3.5		1.8		12.3	20	35.1	27	47.4
18	2	SAUT	0007738	90		5.6					10	11.1	26	28.9		8.9	44	48.9		8.9	52	57.8
19	2	SEAC	0005707	81		9.9						8.6		2.5		1.2	10	12.3	24	29.6	34	42.0
20	2	UACCB	0020735	146	17	11.6					25	17.1		0.7		0.7	27	18.5	41	28.1	68	46.6
21	2	UACCH	0005732	105	13	12.4					15	14.3		3.8		1.9	21	20.0	21	20.0	42	40.0
22	2	UACCM	0005245	378	61	16.1					44	11.6		0.3		1.1	49	13.0	59	15.6	108	28.6
2-Year Colleges				4,409	563	12.8					600	13.6	228	5.2	62	1.4	890	20.2	890	20.2	1,780	40.4

NOTES: When a student received more than one award, only the highest award was counted.

TIME PERIOD CONSIDERATIONS:

1. CP Graduates are counted from these graduation dates = '092006', '102006', '112006', '122006', '012007', '022007', '032007', '042007', '052007', so this is essentially through the Spring term.
2. TC Graduates include 1 full academic year plus these graduation dates = '072007', '082007', '092007', '102007', '112007', '122007', so this is through the next Fall term.
3. Associate Graduates include 3 full academic years plus these graduation dates = '072009', '082009', so this includes the next 2 months of July and August.
4. AC Graduates include 4 full academic years plus these graduation dates = '072010', '082010', '092010', '102010', '112010', '122010', so this is through the next Fall term.
5. Baccalaureate Graduates include 6 full academic years plus these graduation dates = '072012', '082012', so this includes the next 2 months of July and August.
6. All counts of less than 10 are not shown due to FERPA.

IPEDS/ADHE Graduation Rate Calculation by RACE/ETHNICITY

Cohort Year selected = 2008 and Time Period Covered = AFTER THREE (3) YEARS (from AY2008 thru AY2010) for Two-Year Colleges for Whites.

#	IT	College	FICE	Cohort	Transfers		Bacc.		Adv. Cert.		Assoc.		Tech. Cert.		Cert. Prof.		Graduates		Retained		Success	
					#	%	#	%	#	%	#	%	#	%	#	%	#	%	#	%	#	%
1	2	ANC	0012860	195	16	8.2					29	14.9	20	10.3			49	25.1	38	19.5	87	44.6
2	2	ASUB	0001091	701	73	10.4					164	23.4	45	6.4	13	1.9	222	31.7	132	18.8	354	50.5
3	2	ASUMH	0901090	183	12	6.6					42	23.0		1.6	13	7.1	58	31.7	35	19.1	93	50.8
4	2	ASUN	0011949	102	12	11.8					14	13.7	12	11.8			26	25.5	17	16.7	43	42.2
5	2	BRTC	0020522	420	27	6.4					68	16.2	51	12.1		1.4	125	29.8	93	22.1	218	51.9
6	2	CCCUA	0022209	95	15	15.8						8.4		6.3		3.2	17	17.9	24	25.3	41	43.2
7	2	CotO	0009976	128	15	11.7					19	14.8	18	14.1		1.6	39	30.5	15	11.7	54	42.2
8	2	EACC	0012260	119		7.6					17	14.3		7.6			26	21.8	32	26.9	58	48.7
9	2	MSCC	0023482	80		8.8					11	13.8					11	13.8	19	23.8	30	37.5
10	2	NAC	0012261	376	39	10.4					48	12.8	23	6.1		0.8	74	19.7	84	22.3	158	42.0
11	2	NPCC	0012105	264	25	9.5					26	9.8	23	8.7		0.8	51	19.3	64	24.2	115	43.6
12	2	NWACC	0030633	507	69	13.6					57	11.2				0.6	60	11.8	153	30.2	213	42.0
13	2	OZC	0020870	208	18	8.7					29	13.9		0.5		2.9	36	17.3	49	23.6	85	40.9
14	2	PCCUA	0001104	67	12	17.9					10	14.9		4.5			13	19.4	10	14.9	23	34.3
15	2	PTC	0020753	434	42	9.7					48	11.1	36	8.3		0.9	88	20.3	113	26.0	201	46.3
16	2	RMCC	0021111	108	19	17.6					15	13.9		0.9			16	14.8	15	13.9	31	28.7
17	2	SACC	0020746	63		14.3						9.5		1.6		6.3	11	17.5	15	23.8	26	41.3
18	2	SAUT	0007738	122		4.1					22	18.0	19	15.6		6.6	49	40.2	17	13.9	66	54.1
19	2	SEAC	0005707	93		3.2					10	10.8		2.2			12	12.9	34	36.6	46	49.5
20	2	UACCB	0020735	205	26	12.7					20	9.8			34	16.6	54	26.3	28	13.7	82	40.0
21	2	UACCH	0005732	147		6.1					27	18.4		1.4		1.4	31	21.1	33	22.4	64	43.5
22	2	UACCM	0005245	428	52	12.1					80	18.7		0.9		0.2	85	19.9	84	19.6	169	39.5
2-Year Colleges				5,045	514	10.2					770	15.3	279	5.5	104	2.1	1,153	22.9	1,104	21.9	2,257	44.7

NOTES: When a student received more than one award, only the highest award was counted.

TIME PERIOD CONSIDERATIONS:

1. CP Graduates are counted from these graduation dates = '092007', '102007', '112007', '122007', '012008', '022008', '032008', '042008', '052008', so this is essentially through the Spring term.
2. TC Graduates include 1 full academic year plus these graduation dates = '072008', '082008', '092008', '102008', '112008', '122008', so this is through the next Fall term.
3. Associate Graduates include 3 full academic years plus these graduation dates = '072010', '082010', so this includes the next 2 months of July and August.
4. AC Graduates include 4 full academic years plus these graduation dates = '072011', '082011', '092011', '102011', '112011', '122011', so this is through the next Fall term.
5. Baccalaureate Graduates include 6 full academic years plus these graduation dates = '072013', '082013', so this includes the next 2 months of July and August.
6. All counts of less than 10 are not shown due to FERPA.

IPEDS/ADHE Graduation Rate Calculation by RACE/ETHNICITY

Cohort Year selected = 2009 and Time Period Covered = AFTER THREE (3) YEARS (from AY2009 thru AY2011) for Two-Year Colleges for Whites.

#	IT	College	FICE	Cohort	Transfers		Bacc.		Adv. Cert.		Assoc.		Tech. Cert.		Cert. Prof.		Graduates		Retained		Success	
					#	%	#	%	#	%	#	%	#	%	#	%	#	%	#	%	#	%
1	2	ANC	0012860	182	12	6.6					37	20.3	17	9.3			54	29.7	38	20.9	92	50.5
2	2	ASUB	0001091	701	78	11.1					159	22.7	33	4.7	22	3.1	214	30.5	134	19.1	348	49.6
3	2	ASUMH	0901090	222	20	9.0					56	25.2		1.4	14	6.3	73	32.9	39	17.6	112	50.5
4	2	ASUN	0011949	158	15	9.5					21	13.3	34	21.5		2.5	59	37.3	17	10.8	76	48.1
5	2	BRTC	0020522	326	39	12.0					39	12.0	30	9.2		1.2	73	22.4	73	22.4	146	44.8
6	2	CCCUA	0022209	97		5.2						6.2		6.2		7.2	19	19.6	28	28.9	47	48.5
7	2	CotO	0009976	141	20	14.2					29	20.6		4.3		2.8	39	27.7	21	14.9	60	42.6
8	2	EACC	0012260	104	15	14.4					18	17.3		5.8		-	24	23.1	26	25.0	50	48.1
9	2	MSCC	0023482	68	13	19.1						13.2		-		1.5	10	14.7	12	17.6	22	32.4
10	2	NAC	0012261	412	35	8.5					47	11.4		2.2		0.7	59	14.3	84	20.4	143	34.7
11	2	NPCC	0012105	269	23	8.6					28	10.4	18	6.7		1.1	49	18.2	72	26.8	121	45.0
12	2	NWACC	0030633	527	48	9.1					62	11.8		-		0.2	63	12.0	170	32.3	233	44.2
13	2	OZC	0020870	165	18	10.9					21	12.7		0.6		1.8	25	15.2	43	26.1	68	41.2
14	2	PCCUA	0001104	58		10.3					17	29.3		-		-	17	29.3	14	24.1	31	53.4
15	2	PTC	0020753	431	30	7.0					63	14.6	18	4.2		0.9	85	19.7	132	30.6	217	50.3
16	2	RMCC	0021111	111	10	9.0					20	18.0		-		-	20	18.0	16	14.4	36	32.4
17	2	SACC	0020746	93	10	10.8					10	10.8		1.1		-	11	11.8	31	33.3	42	45.2
18	2	SAUT	0007738	142	13	9.2					27	19.0	29	20.4		5.6	64	45.1	14	9.9	78	54.9
19	2	SEAC	0005707	70		5.7					5.7		1.4		11.4		13	18.6	18	25.7	31	44.3
20	2	UACCB	0020735	188	37	19.7					35	18.6		-	17	9.0	52	27.7	29	15.4	81	43.1
21	2	UACCH	0005732	86	11	12.8					10	11.6		10.5		10.5	28	32.6	19	22.1	47	54.7
22	2	UACCM	0005245	410	41	10.0					89	21.7		0.7		1.2	97	23.7	75	18.3	172	42.0
2-Year Colleges				4,961	503	10.1					807	16.3	224	4.5	117	2.4	1,148	23.1	1,105	22.3	2,253	45.4

NOTES: When a student received more than one award, only the highest award was counted.

TIME PERIOD CONSIDERATIONS:

1. CP Graduates are counted from these graduation dates = '092008', '102008', '112008', '122008', '012009', '022009', '032009', '042009', '052009', so this is essentially through the Spring term.
2. TC Graduates include 1 full academic year plus these graduation dates = '072009', '082009', '092009', '102009', '112009', '122009', so this is through the next Fall term.
3. Associate Graduates include 3 full academic years plus these graduation dates = '072011', '082011', so this includes the next 2 months of July and August.
4. AC Graduates include 4 full academic years plus these graduation dates = '072012', '082012', '092012', '102012', '112012', '122012', so this is through the next Fall term.
5. Baccalaureate Graduates include 6 full academic years plus these graduation dates = '072014', '082014', so this includes the next 2 months of July and August.
6. All counts of less than 10 are not shown due to FERPA.

IPEDS/ADHE Graduation Rate Calculation by RACE/ETHNICITY

Cohort Year selected = 2010 and Time Period Covered = AFTER THREE (3) YEARS (from AY2010 thru AY2012) for Two-Year Colleges
for Whites Only.

#	IT	College	FICE	Cohort	Transfers		Bacc.		Adv. Cert.		Assoc.		Tech. Cert.		Cert. Prof.		Graduates		Retained		Success	
					#	%	#	%	#	%	#	%	#	%	#	%	#	%	#	%	#	%
1	2	ANC	0012860	232	16	6.9					28	12.1	15	6.5		2.2	48	20.7	50	21.6	98	42.2
2	2	ASUB	0001091	845	98	11.6					184	21.8	49	5.8	26	3.1	259	30.7	152	18.0	411	48.6
3	2	ASUMH	0901090	203	15	7.4					57	28.1		1.5	22	10.8	82	40.4	30	14.8	112	55.2
4	2	ASUN	0011949	198		4.5					25	12.6	36	18.2	11	5.6	72	36.4	25	12.6	97	49.0
5	2	BRTC	0020522	471	51	10.8					59	12.5	33	7.0		1.3	98	20.8	105	22.3	203	43.1
6	2	CCCUA	0022209	103	17	16.5					13	12.6		5.8		4.9	24	23.3	17	16.5	41	39.8
7	2	CotO	0009976	104		3.8					13	12.5	12	11.5		5.8	31	29.8	16	15.4	47	45.2
8	2	EACC	0012260	137	20	14.6					15	10.9	13	9.5		-	28	20.4	28	20.4	56	40.9
9	2	MSCC	0023482	81	13	16.0						9.9			4.9		12	14.8	18	22.2	30	37.0
10	2	NAC	0012261	459	54	11.8					56	12.2	20	4.4		1.5	83	18.1	89	19.4	172	37.5
11	2	NPCC	0012105	430	41	9.5					47	10.9	16	3.7		0.5	65	15.1	115	26.7	180	41.9
12	2	NWACC	0030633	628	86	13.7					71	11.3		-		0.3	73	11.6	190	30.3	263	41.9
13	2	OZC	0020870	216	19	8.8					33	15.3		-		1.9	37	17.1	45	20.8	82	38.0
14	2	PCCUA	0001104	107	11	10.3					21	19.6		1.9		0.9	24	22.4	22	20.6	46	43.0
15	2	PTC	0020753	546	82	15.0					62	11.4	28	5.1		0.9	95	17.4	146	26.7	241	44.1
16	2	RMCC	0021111	130	10	7.7					18	13.8		0.8		-	19	14.6	32	24.6	51	39.2
17	2	SACC	0020746			-					-					-						
18	2	SAUT	0007738	140	10	7.1					22	15.7	24	17.1	13	9.3	59	42.1		6.4	68	48.6
19	2	SEAC	0005707	121	12	9.9					14	11.6		3.3	18	14.9	36	29.8	23	19.0	59	48.8
20	2	UACCB	0020735	265	31	11.7					42	15.8		-	27	10.2	69	26.0	48	18.1	117	44.2
21	2	UACCH	0005732	114		3.5					23	20.2		6.1		5.3	36	31.6	18	15.8	54	47.4
22	2	UACCM	0005245	522	65	12.5					98	18.8		0.4		1.1	106	20.3	78	14.9	184	35.2
2-Year Colleges				6,052	668	11.0					909	15.0	271	4.5	176	2.9	1,356	22.4	1,256	20.8	2,612	43.2

NOTES: When a student received more than one award, only the highest award was counted.

TIME PERIOD CONSIDERATIONS:

1. CP Graduates are counted from these graduation dates = '092009', '102009', '112009', '122009', '012010', '022010', '032010', '042010', '052010', so this is essentially through the Spring term.
2. TC Graduates include 1 full academic year plus these graduation dates = '072010', '082010', '092010', '102010', '112010', '122010', so this is through the next Fall term.
3. Associate Graduates include 3 full academic years plus these graduation dates = '072012', '082012', so this includes the next 2 months of July and August.
4. AC Graduates include 4 full academic years plus these graduation dates = '072013', '082013', '092013', '102013', '112013', '122013', so this is through the next Fall term.
5. Baccalaureate Graduates include 6 full academic years plus these graduation dates = '072015', '082015', so this includes the next 2 months of July and August.
6. All counts of less than 10 are not shown due to FERPA.

IPEDS/ADHE Graduation Rate Calculation by RACE/ETHNICITY

Cohort Year selected = 2010 and Time Period Covered = AFTER THREE (3) YEARS (from AY2010 thru AY2012) for Two-Year Colleges
for Hawaiians and Pacific Islanders Only.

#	IT	College	FICE	Cohort	Transfers		Bacc.		Adv. Cert.		Assoc.		Tech. Cert.		Cert. Prof.		Graduates		Retained		Success		
					#	%	#	%	#	%	#	%	#	%	#	%	#	%	#	%	#	%	#
1	2	ANC	0012860			-		-		-		-		-		-		-		-		-	
2	2	ASUB	0001091			-		-		-		-		-		-		-		-		-	
3	2	ASUMH	0901090			-		-		-		-		-		-		-		-		-	
4	2	ASUN	0011949			-		-		-		-		-		-		-		-		-	
5	2	BRTC	0020522			-		-		-		-		-		-		-		-		-	
6	2	CCCUA	0022209			-		-		-		-		-		-		-		-		-	
7	2	CotO	0009976			-		-		-		-		-		-		-		-		-	
8	2	EACC	0012260			-		-		-		-		-		-		-		-		-	
9	2	MSCC	0023482			-		-		-		-		-		-		-		-		-	
10	2	NAC	0012261			-		-		-		-		-		-		-		-		-	
11	2	NPCC	0012105			-		-		-		-		-		-		-		-		-	
12	2	NWACC	0030633			-		-		-		-		-		-		-		-		-	
13	2	OZC	0020870			-		-		-		-		-		-		-		-		-	
14	2	PCCUA	0001104			-		-		-		-		-		-		-		-		-	
15	2	PTC	0020753			-		-		-	25.0		-		-		-	25.0		75.0		100.0	
16	2	RMCC	0021111			-		-		-		-		-		-		-		-		-	
17	2	SACC	0020746			-		-		-		-		-		-		-		-		-	
18	2	SAUT	0007738			-		-		-		-		-		-		-		-		-	
19	2	SEAC	0005707			-		-		-		-		-		-		-		-		-	
20	2	UACCB	0020735			-		-		-		-		-		-		-		-		-	
21	2	UACCH	0005732			-		-		-		-		-		-		-		-		-	
22	2	UACCM	0005245			-		-		-		-		-		-		-		-		-	
2-Year Colleges												20.0							20.0		60.0		80.0

NOTES: When a student received more than one award, only the highest award was counted.

TIME PERIOD CONSIDERATIONS:

1. CP Graduates are counted from these graduation dates = '092009', '102009', '112009', '122009', '012010', '022010', '032010', '042010', '052010', so this is essentially through the Spring term.
2. TC Graduates include 1 full academic year plus these graduation dates = '072010', '082010', '092010', '102010', '112010', '122010', so this is through the next Fall term.
3. Associate Graduates include 3 full academic years plus these graduation dates = '072012', '082012', so this includes the next 2 months of July and August.
4. AC Graduates include 4 full academic years plus these graduation dates = '072013', '082013', '092013', '102013', '112013', '122013', so this is through the next Fall term.
5. Baccalaureate Graduates include 6 full academic years plus these graduation dates = '072015', '082015', so this includes the next 2 months of July and August.
6. All counts of less than 10 are not shown due to FERPA.

IPEDS/ADHE Graduation Rate Calculation by AGE

Cohort Year selected = 2003 and Time Period Covered = AFTER SIX (6) YEARS (from AY2003 thru AY2008) for Four-Year Universities for Ages Less Than 18.

#	IT	College	FICE	Cohort	Transfers		Bacc.		Adv. Cert.		Assoc.		Tech. Cert.		Cert. Prof.		Graduates		Retained		Success		
					#	%	#	%	#	%	#	%	#	%	#	%	#	%	#	%	#	%	#
1	1	ASUJ	001090	295	60	20.3	116	39.3		-		0.7		-		-		118	40.0	22	7.5	140	47.5
2	1	ATU	001089	247	63	25.5	101	40.9		-		0.4		-		-		102	41.3	11	4.5	113	45.7
3	1	HSU	001098	126	35	27.8	47	37.3		-		-		-		-		47	37.3		7.1	56	44.4
4	1	SAUM	001107	120	34	28.3	35	29.2		-		1.7		-		-		37	30.8		5.8	44	36.7
5	1	UAF	001108	417	72	17.3	244	58.5		-		-		-		-		244	58.5	13	3.1	257	61.6
6	1	UAFS	001110	180	28	15.6	27	15.0		-	16	8.9		-		-		43	23.9	26	14.4	69	38.3
7	1	UALR	001101	133	27	20.3	34	25.6		-		0.8		-		-		35	26.3	13	9.8	48	36.1
8	1	UAM	001085	111	27	24.3	32	28.8		-		0.9		-		-		33	29.7	10	9.0	43	38.7
9	1	UAMS	001109			-		-		-		-		-		-							
10	1	UAPB	001086	166	26	15.7	44	26.5		-		-		-		-		44	26.5	15	9.0	59	35.5
11	1	UCA	001092	361	105	29.1	154	42.7		-		-		-		-		154	42.7	22	6.1	176	48.8
4-Year Universities				2,156	477	22.1	834	38.7		-	23	1.1		-		-		857	39.7	148	6.9	1,005	46.6

NOTES: When a student received more than one award, only the highest award was counted.

TIME PERIOD CONSIDERATIONS:

1. CP Graduates are counted from these graduation dates = '092002', '102002', '112002', '122002', '012003', '022003', '032003', '042003', '052003', so this is essentially through the Spring term.
2. TC Graduates include 1 full academic year plus these graduation dates = '072003', '082003', '092003', '102003', '112003', '122003', so this is through the next Fall term.
3. Associate Graduates include 3 full academic years plus these graduation dates = '072005', '082005', so this includes the next 2 months of July and August.
4. AC Graduates include 4 full academic years plus these graduation dates = '072006', '082006', '092006', '102006', '112006', '122006', so this is through the next Fall term.
5. Baccalaureate Graduates include 6 full academic years plus these graduation dates = '072008', '082008', so this includes the next 2 months of July and August.
6. All counts of less than 10 are not shown due to FERPA

IPEDS/ADHE Graduation Rate Calculation by AGE

Cohort Year selected = 2004 and Time Period Covered = AFTER SIX (6) YEARS (from AY2004 thru AY2009) for Four-Year Universities for Ages Less Than 18.

#	IT	College	FICE	Cohort	Transfers		Bacc.		Adv. Cert.		Assoc.		Tech. Cert.		Cert. Prof.		Graduates		Retained		Success		
					#	%	#	%	#	%	#	%	#	%	#	%	#	%	#	%	#	%	#
1	1	ASUJ	001090	274	59	21.5	100	36.5		-		0.4		-		-		101	36.9	18	6.6	119	43.4
2	1	ATU	001089	280	52	18.6	117	41.8		-		0.7		2.9		-		127	45.4	15	5.4	142	50.7
3	1	HSU	001098	104	34	32.7	28	26.9		-		-		-		-		28	26.9		7.7	36	34.6
4	1	SAUM	001107	96	23	24.0	26	27.1		-		1.0		-		-		27	28.1		3.1	30	31.3
5	1	UAF	001108	392	64	16.3	231	58.9		-		-		-		-		231	58.9	24	6.1	255	65.1
6	1	UAFS	001110	147	26	17.7	24	16.3		-	10	6.8		-		-		34	23.1	18	12.2	52	35.4
7	1	UALR	001101	127	39	30.7	23	18.1		-		0.8		-		-		24	18.9	13	10.2	37	29.1
8	1	UAM	001085	111	27	24.3	24	21.6		-		0.9		-		-		25	22.5		8.1	34	30.6
9	1	UAMS	001109			-		-		-		-		-		-							
10	1	UAPB	001086	162	19	11.7	54	33.3		-		-		-		-		54	33.3		4.9	62	38.3
11	1	UCA	001092	505	131	25.9	225	44.6		-		-		-		-		225	44.6	16	3.2	241	47.7
4-Year Universities				2,198	474	21.6	852	38.8		-	16	0.7		0.4		-		876	39.9	132	6.0	1,008	45.9

NOTES: When a student received more than one award, only the highest award was counted.

TIME PERIOD CONSIDERATIONS:

1. CP Graduates are counted from these graduation dates = '092003', '102003', '112003', '122003', '012004', '022004', '032004', '042004', '052004', so this is essentially through the Spring term.
2. TC Graduates include 1 full academic year plus these graduation dates = '072004', '082004', '092004', '102004', '112004', '122004', so this is through the next Fall term.
3. Associate Graduates include 3 full academic years plus these graduation dates = '072006', '082006', so this includes the next 2 months of July and August.
4. AC Graduates include 4 full academic years plus these graduation dates = '072007', '082007', '092007', '102007', '112007', '122007', so this is through the next Fall term.
5. Baccalaureate Graduates include 6 full academic years plus these graduation dates = '072009', '082009', so this includes the next 2 months of July and August.
6. All counts of less than 10 are not shown due to FERPA

IPEDS/ADHE Graduation Rate Calculation by AGE

Cohort Year selected = 2005 and Time Period Covered = AFTER SIX (6) YEARS (from AY2005 thru AY2010) for Four-Year Universities for Ages Less Than 18.

#	IT	College	FICE	Cohort	Transfers		Bacc.		Adv. Cert.		Assoc.		Tech. Cert.		Cert. Prof.		Graduates		Retained		Success	
					#	%	#	%	#	%	#	%	#	%	#	%	#	%	#	%	#	%
1	1	ASUJ	001090	248	55	22.2	84	33.9		-		0.8		-		-	86	34.7	23	9.3	109	44.0
2	1	ATU	001089	259	60	23.2	99	38.2		-		0.4		1.2		-	103	39.8	18	6.9	121	46.7
3	1	HSU	001098	128	32	25.0	48	37.5		-		-		-		-	48	37.5		7.0	57	44.5
4	1	SAUM	001107	128	30	23.4	34	26.6		-		2.3		-		-	37	28.9		2.3	40	31.3
5	1	UAF	001108	426	89	20.9	245	57.5		-		-		-		-	245	57.5	18	4.2	263	61.7
6	1	UAFS	001110	145	25	17.2	21	14.5		-	15	10.3		-		-	36	24.8	18	12.4	54	37.2
7	1	UALR	001101	143	39	27.3	37	25.9		-		-		-		-	37	25.9	12	8.4	49	34.3
8	1	UAM	001085	111	23	20.7	29	26.1		-		0.9		1.8		-	32	28.8		5.4	38	34.2
9	1	UAMS	001109			-		-		-		-		-		-		-		-		-
10	1	UAPB	001086	164	29	17.7	42	25.6		-		-		-		-	42	25.6	11	6.7	53	32.3
11	1	UCA	001092	450	115	25.6	207	46.0		-		0.2		-		-	208	46.2	23	5.1	231	51.3
4-Year Universities				2,202	497	22.6	846	38.4		-	23	1.0		0.2		-	874	39.7	141	6.4	1,015	46.1

NOTES: When a student received more than one award, only the highest award was counted.

TIME PERIOD CONSIDERATIONS:

1. CP Graduates are counted from these graduation dates = '092004', '102004', '112004', '122004', '012005', '022005', '032005', '042005', '052005', so this is essentially through the Spring term.
2. TC Graduates include 1 full academic year plus these graduation dates = '072005', '082005', '092005', '102005', '112005', '122005', so this is through the next Fall term.
3. Associate Graduates include 3 full academic years plus these graduation dates = '072007', '082007', so this includes the next 2 months of July and August.
4. AC Graduates include 4 full academic years plus these graduation dates = '072008', '082008', '092008', '102008', '112008', '122008', so this is through the next Fall term.
5. Baccalaureate Graduates include 6 full academic years plus these graduation dates = '072010', '082010', so this includes the next 2 months of July and August.
6. All counts of less than 10 are not shown due to FERPA

IPEDS/ADHE Graduation Rate Calculation by AGE

Cohort Year selected = 2006 and Time Period Covered = AFTER SIX (6) YEARS (from AY2006 thru AY2011) for Four-Year Universities for Ages Less Than 18.

#	IT	College	FICE	Cohort	Transfers		Bacc.		Adv. Cert.		Assoc.		Tech. Cert.		Cert. Prof.		Graduates		Retained		Success	
					#	%	#	%	#	%	#	%	#	%	#	%	#	%	#	%	#	%
1	1	ASUJ	001090	266	36	13.5	100	37.6		-		-		-		-	100	37.6	19	7.1	119	44.7
2	1	ATU	001089	302	74	24.5	111	36.8		-		0.3		2.0		-	118	39.1	17	5.6	135	44.7
3	1	HSU	001098	103	29	28.2	32	31.1		-		-		-		-	32	31.1		5.8	38	36.9
4	1	SAUM	001107	105	24	22.9	37	35.2		-		-		-		-	37	35.2		2.9	40	38.1
5	1	UAF	001108	430	82	19.1	255	59.3		-		-		-		-	255	59.3	18	4.2	273	63.5
6	1	UAFS	001110	129	19	14.7	24	18.6		-		5.4		-		-	31	24.0	18	14.0	49	38.0
7	1	UALR	001101	153	42	27.5	37	24.2		-		0.7		-		-	38	24.8	20	13.1	58	37.9
8	1	UAM	001085	117	27	23.1	24	20.5		-		3.4		-		-	28	23.9		5.1	34	29.1
9	1	UAMS	001109			-		-		-		-		-		-		-		-		-
10	1	UAPB	001086	165	39	23.6	43	26.1		-		-		-		-	43	26.1		4.2	50	30.3
11	1	UCA	001092	480	117	24.4	200	41.7		-		0.6		-		-	203	42.3	40	8.3	243	50.6
4-Year Universities				2,250	489	21.7	863	38.4		-	16	0.7		0.3		-	885	39.3	154	6.8	1,039	46.2

NOTES: When a student received more than one award, only the highest award was counted.

TIME PERIOD CONSIDERATIONS:

1. CP Graduates are counted from these graduation dates = '092005', '102005', '112005', '122005', '012006', '022006', '032006', '042006', '052006', so this is essentially through the Spring term.
2. TC Graduates include 1 full academic year plus these graduation dates = '072006', '082006', '092006', '102006', '112006', '122006', so this is through the next Fall term.
3. Associate Graduates include 3 full academic years plus these graduation dates = '072008', '082008', so this includes the next 2 months of July and August.
4. AC Graduates include 4 full academic years plus these graduation dates = '072009', '082009', '092009', '102009', '112009', '122009', so this is through the next Fall term.
5. Baccalaureate Graduates include 6 full academic years plus these graduation dates = '072011', '082011', so this includes the next 2 months of July and August.
6. All counts of less than 10 are not shown due to FERPA

IPEDS/ADHE Graduation Rate Calculation by AGE

Cohort Year selected = 2007 and Time Period Covered = AFTER SIX (6) YEARS (from AY2007 thru AY2012) for Four-Year Universities for Ages Less Than 18.

#	IT	College	FICE	Cohort	Transfers		Bacc.		Adv. Cert.		Assoc.		Tech. Cert.		Cert. Prof.		Graduates		Retained		Success		
					#	%	#	%	#	%	#	%	#	%	#	%	#	%	#	%	#	%	#
1	1	ASUJ	001090	289	57	19.7	114	39.4		-		0.3		-		-	115	39.8	19	6.6	134	46.4	
2	1	ATU	001089	263	67	25.5	90	34.2		-		1.5		2.3		0.4	101	38.4	14	5.3	115	43.7	
3	1	HSU	001098	129	31	24.0	49	38.0		-		-		-		-	49	38.0		4.7	55	42.6	
4	1	SAUM	001107	102	23	22.5	36	35.3		-		-		-		-	36	35.3		2.0	38	37.3	
5	1	UAF	001108	441	72	16.3	251	56.9		-		-		-		-	251	56.9	21	4.8	272	61.7	
6	1	UAFS	001110	154	27	17.5	36	23.4		-	11	7.1		-		-	47	30.5	15	9.7	62	40.3	
7	1	UALR	001101	101	29	28.7	17	16.8		-		1.0		-		-	18	17.8	16	15.8	34	33.7	
8	1	UAM	001085	126	20	15.9	32	25.4		-		1.6		1.6		0.8	37	29.4	13	10.3	50	39.7	
9	1	UAMS	001109			-		-		-		-		-		-							
10	1	UAPB	001086	164	22	13.4	50	30.5		-		-		-		-	50	30.5	12	7.3	62	37.8	
11	1	UCA	001092	458	85	18.6	208	45.4		-		0.4		-		-	210	45.9	19	4.1	229	50.0	
4-Year Universities				2,227	433	19.4	883	39.6		-		21	0.9		0.4		0.1	914	41.0	137	6.2	1,051	47.2

NOTES: When a student received more than one award, only the highest award was counted.

TIME PERIOD CONSIDERATIONS:

1. CP Graduates are counted from these graduation dates = '092006', '102006', '112006', '122006', '012007', '022007', '032007', '042007', '052007', so this is essentially through the Spring term.
2. TC Graduates include 1 full academic year plus these graduation dates = '072007', '082007', '092007', '102007', '112007', '122007', so this is through the next Fall term.
3. Associate Graduates include 3 full academic years plus these graduation dates = '072009', '082009', so this includes the next 2 months of July and August.
4. AC Graduates include 4 full academic years plus these graduation dates = '072010', '082010', '092010', '102010', '112010', '122010', so this is through the next Fall term.
5. Baccalaureate Graduates include 6 full academic years plus these graduation dates = '072012', '082012', so this includes the next 2 months of July and August.
6. All counts of less than 10 are not shown due to FERPA

IPEDS/ADHE Graduation Rate Calculation by AGE

Cohort Year selected = 2003 and Time Period Covered = AFTER SIX (6) YEARS (from AY2003 thru AY2008) for Four-Year Universities for Ages 18-19.

#	IT	College	FICE	Cohort	Transfers		Bacc.		Adv. Cert.		Assoc.		Tech. Cert.		Cert. Prof.		Graduates		Retained		Success	
					#	%	#	%	#	%	#	%	#	%	#	%	#	%	#	%	#	%
1	1	ASUJ	001090	1,136	237	20.9	450	39.6		-		-		-		-	450	39.6	78	6.9	528	46.5
2	1	ATU	001089	815	199	24.4	319	39.1		-		0.2		-		-	321	39.4	40	4.9	361	44.3
3	1	HSU	001098	432	114	26.4	158	36.6		-		-		-		-	158	36.6	22	5.1	180	41.7
4	1	SAUM	001107	411	81	19.7	123	29.9		-		1.0		-		-	127	30.9	15	3.6	142	34.5
5	1	UAF	001108	1,695	289	17.1	954	56.3		-		-		-		-	954	56.3	100	5.9	1,054	62.2
6	1	UAFS	001110	694	114	16.4	79	11.4		-	59	8.5		-		0.4	141	20.3	84	12.1	225	32.4
7	1	UALR	001101	491	121	24.6	101	20.6		-		0.2		-		-	102	20.8	69	14.1	171	34.8
8	1	UAM	001085	356	71	19.9	84	23.6		-		1.4		-		-	89	25.0	21	5.9	110	30.9
9	1	UAMS	001109			-		-		-		-		-		-						
10	1	UAPB	001086	518	75	14.5	149	28.8		-		-		-		-	149	28.8	38	7.3	187	36.1
11	1	UCA	001092	1,307	359	27.5	553	42.3		-		-		-		-	553	42.3	66	5.0	619	47.4
4-Year Universities				7,855	1,660	21.1	2,970	37.8		-		71	0.9		-	-	3,044	38.8	533	6.8	3,577	45.5

NOTES: When a student received more than one award, only the highest award was counted.

TIME PERIOD CONSIDERATIONS:

1. CP Graduates are counted from these graduation dates = '092002', '102002', '112002', '122002', '012003', '022003', '032003', '042003', '052003', so this is essentially through the Spring term.
2. TC Graduates include 1 full academic year plus these graduation dates = '072003', '082003', '092003', '102003', '112003', '122003', so this is through the next Fall term.
3. Associate Graduates include 3 full academic years plus these graduation dates = '072005', '082005', so this includes the next 2 months of July and August.
4. AC Graduates include 4 full academic years plus these graduation dates = '072006', '082006', '092006', '102006', '112006', '122006', so this is through the next Fall term.
5. Baccalaureate Graduates include 6 full academic years plus these graduation dates = '072008', '082008', so this includes the next 2 months of July and August.
6. All counts of less than 10 are not shown due to FERPA

IPEDS/ADHE Graduation Rate Calculation by AGE

Cohort Year selected = 2004 and Time Period Covered = AFTER SIX (6) YEARS (from AY2004 thru AY2009) for Four-Year Universities for Ages 18-19.

#	IT	College	FICE	Cohort	Transfers		Bacc.		Adv. Cert.		Assoc.		Tech. Cert.		Cert. Prof.		Graduates		Retained		Success	
					#	%	#	%	#	%	#	%	#	%	#	%	#	%	#	%	#	%
1	1	ASUJ	001090	1,010	180	17.8	405	40.1		-		0.3		-		-	408	40.4	75	7.4	483	47.8
2	1	ATU	001089	1,009	231	22.9	396	39.2		-		0.2	36	3.6		-	434	43.0	47	4.7	481	47.7
3	1	HSU	001098	408	92	22.5	145	35.5		-		-		-		-	145	35.5	23	5.6	168	41.2
4	1	SAUM	001107	414	72	17.4	136	32.9		-		0.5		-		-	138	33.3	13	3.1	151	36.5
5	1	UAF	001108	1,840	313	17.0	1,072	58.3		-		-		-		-	1,072	58.3	97	5.3	1,169	63.5
6	1	UAFS	001110	552	99	17.9	85	15.4		-	44	8.0		0.2		0.4	132	23.9	61	11.1	193	35.0
7	1	UALR	001101	446	122	27.4	74	16.6		-		0.2		-		-	75	16.8	43	9.6	118	26.5
8	1	UAM	001085	430	97	22.6	96	22.3		-	10	2.3		1.2		-	111	25.8	31	7.2	142	33.0
9	1	UAMS	001109			-		-		-		-		-		-		-		-		-
10	1	UAPB	001086	524	68	13.0	120	22.9		-		-		-		-	120	22.9	52	9.9	172	32.8
11	1	UCA	001092	1,816	522	28.7	745	41.0		-		0.1		-		-	747	41.1	92	5.1	839	46.2
4-Year Universities				8,449	1,796	21.3	3,274	38.8		-	64	0.8	42	0.5		-	3,382	40.0	534	6.3	3,916	46.3

NOTES: When a student received more than one award, only the highest award was counted.

TIME PERIOD CONSIDERATIONS:

1. CP Graduates are counted from these graduation dates = '092003', '102003', '112003', '122003', '012004', '022004', '032004', '042004', '052004', so this is essentially through the Spring term.
2. TC Graduates include 1 full academic year plus these graduation dates = '072004', '082004', '092004', '102004', '112004', '122004', so this is through the next Fall term.
3. Associate Graduates include 3 full academic years plus these graduation dates = '072006', '082006', so this includes the next 2 months of July and August.
4. AC Graduates include 4 full academic years plus these graduation dates = '072007', '082007', '092007', '102007', '112007', '122007', so this is through the next Fall term.
5. Baccalaureate Graduates include 6 full academic years plus these graduation dates = '072009', '082009', so this includes the next 2 months of July and August.
6. All counts of less than 10 are not shown due to FERPA

IPEDS/ADHE Graduation Rate Calculation by AGE

Cohort Year selected = 2005 and Time Period Covered = AFTER SIX (6) YEARS (from AY2005 thru AY2010) for Four-Year Universities for Ages 18-19.

#	IT	College	FICE	Cohort	Transfers		Bacc.		Adv. Cert.		Assoc.		Tech. Cert.		Cert. Prof.		Graduates		Retained		Success	
					#	%	#	%	#	%	#	%	#	%	#	%	#	%	#	%	#	%
1	1	ASUJ	001090	933	175	18.8	326	34.9		-		0.1		-		-	327	35.0	66	7.1	393	42.1
2	1	ATU	001089	991	247	24.9	362	36.5		-		0.5	23	2.3		-	390	39.4	53	5.3	443	44.7
3	1	HSU	001098	433	107	24.7	133	30.7		-		-		-		-	133	30.7	28	6.5	161	37.2
4	1	SAUM	001107	481	79	16.4	165	34.3		-		0.8		-		-	169	35.1	19	4.0	188	39.1
5	1	UAF	001108	1,953	316	16.2	1,114	57.0		-		-		-		-	1,114	57.0	77	3.9	1,191	61.0
6	1	UAFS	001110	600	116	19.3	93	15.5		-	43	7.2		-		-	136	22.7	67	11.2	203	33.8
7	1	UALR	001101	504	140	27.8	108	21.4		-		0.6		-		-	111	22.0	52	10.3	163	32.3
8	1	UAM	001085	420	75	17.9	108	25.7		-		1.9		-		-	116	27.6	26	6.2	142	33.8
9	1	UAMS	001109			-		-		-		-		-		-		-		-		-
10	1	UAPB	001086	489	68	13.9	123	25.2		-		-		-		-	123	25.2	31	6.3	154	31.5
11	1	UCA	001092	1,670	423	25.3	713	42.7		-		0.3		-		-	718	43.0	87	5.2	805	48.2
4-Year Universities				8,474	1,746	20.6	3,245	38.3		-	69	0.8	23	0.3		-	3,337	39.4	506	6.0	3,843	45.4

NOTES: When a student received more than one award, only the highest award was counted.

TIME PERIOD CONSIDERATIONS:

1. CP Graduates are counted from these graduation dates = '092004', '102004', '112004', '122004', '012005', '022005', '032005', '042005', '052005', so this is essentially through the Spring term.
2. TC Graduates include 1 full academic year plus these graduation dates = '072005', '082005', '092005', '102005', '112005', '122005', so this is through the next Fall term.
3. Associate Graduates include 3 full academic years plus these graduation dates = '072007', '082007', so this includes the next 2 months of July and August.
4. AC Graduates include 4 full academic years plus these graduation dates = '072008', '082008', '092008', '102008', '112008', '122008', so this is through the next Fall term.
5. Baccalaureate Graduates include 6 full academic years plus these graduation dates = '072010', '082010', so this includes the next 2 months of July and August.
6. All counts of less than 10 are not shown due to FERPA

IPEDS/ADHE Graduation Rate Calculation by AGE

Cohort Year selected = 2006 and Time Period Covered = AFTER SIX (6) YEARS (from AY2006 thru AY2011) for Four-Year Universities for Ages 18-19.

#	IT	College	FICE	Cohort	Transfers		Bacc.		Adv. Cert.		Assoc.		Tech. Cert.		Cert. Prof.		Graduates		Retained		Success		
					#	%	#	%	#	%	#	%	#	%	#	%	#	%	#	%	#	%	#
1	1	ASUJ	001090	1,097	197	18.0	436	39.7		-		0.3		-		-		439	40.0	51	4.6	490	44.7
2	1	ATU	001089	998	195	19.5	430	43.1		-		0.3	23	2.3		-		456	45.7	40	4.0	496	49.7
3	1	HSU	001098	425	134	31.5	130	30.6		-		-		-		-		130	30.6	14	3.3	144	33.9
4	1	SAUM	001107	416	79	19.0	134	32.2		-		0.5		-		-		136	32.7	22	5.3	158	38.0
5	1	UAF	001108	2,206	368	16.7	1,284	58.2		-		-		-		-		1,284	58.2	105	4.8	1,389	63.0
6	1	UAFS	001110	594	107	18.0	113	19.0		-	31	5.2		0.3		0.3		148	24.9	63	10.6	211	35.5
7	1	UALR	001101	503	107	21.3	120	23.9		-		0.2		-		-		121	24.1	40	8.0	161	32.0
8	1	UAM	001085	388	66	17.0	90	23.2		-	12	3.1		2.3		-		111	28.6	27	7.0	138	35.6
9	1	UAMS	001109			-		-		-		-		-		-							
10	1	UAPB	001086	503	68	13.5	119	23.7		-		-		-		-		119	23.7	31	6.2	150	29.8
11	1	UCA	001092	1,823	435	23.9	754	41.4		-		0.1		-		-		755	41.4	90	4.9	845	46.4
4-Year Universities				8,953	1,756	19.6	3,610	40.3		-	53	0.6	34	0.4		-		3,699	41.3	483	5.4	4,182	46.7

NOTES: When a student received more than one award, only the highest award was counted.

TIME PERIOD CONSIDERATIONS:

1. CP Graduates are counted from these graduation dates = '092005', '102005', '112005', '122005', '012006', '022006', '032006', '042006', '052006', so this is essentially through the Spring term.
2. TC Graduates include 1 full academic year plus these graduation dates = '072006', '082006', '092006', '102006', '112006', '122006', so this is through the next Fall term.
3. Associate Graduates include 3 full academic years plus these graduation dates = '072008', '082008', so this includes the next 2 months of July and August.
4. AC Graduates include 4 full academic years plus these graduation dates = '072009', '082009', '092009', '102009', '112009', '122009', so this is through the next Fall term.
5. Baccalaureate Graduates include 6 full academic years plus these graduation dates = '072011', '082011', so this includes the next 2 months of July and August.
6. All counts of less than 10 are not shown due to FERPA

IPEDS/ADHE Graduation Rate Calculation by AGE

Cohort Year selected = 2007 and Time Period Covered = AFTER SIX (6) YEARS (from AY2007 thru AY2012) for Four-Year Universities for Ages 18-19.

#	IT	College	FICE	Cohort	Transfers		Bacc.		Adv. Cert.		Assoc.		Tech. Cert.		Cert. Prof.		Graduates		Retained		Success		
					#	%	#	%	#	%	#	%	#	%	#	%	#	%	#	%	#	%	#
1	1	ASUJ	001090	1,262	236	18.7	511	40.5		-		0.5		-		-		517	41.0	70	5.5	587	46.5
2	1	ATU	001089	1,046	254	24.3	422	40.3		-		0.8	15	1.4		0.3		448	42.8	46	4.4	494	47.2
3	1	HSU	001098	445	114	25.6	156	35.1		-		-		-		-		156	35.1	19	4.3	175	39.3
4	1	SAUM	001107	425	84	19.8	154	36.2		-		0.5		-		-		156	36.7	13	3.1	169	39.8
5	1	UAF	001108	2,254	325	14.4	1,379	61.2		-		-		-		-		1,379	61.2	94	4.2	1,473	65.4
6	1	UAFS	001110	599	108	18.0	140	23.4		-	22	3.7		-		-		162	27.0	81	13.5	243	40.6
7	1	UALR	001101	435	107	24.6	90	20.7		-		0.2		-		-		91	20.9	40	9.2	131	30.1
8	1	UAM	001085	419	86	20.5	92	22.0		0.2	16	3.8		0.7		-		112	26.7	19	4.5	131	31.3
9	1	UAMS	001109			-		-		-		-		-		-							
10	1	UAPB	001086	475	57	12.0	134	28.2		-		-		-		-		134	28.2	19	4.0	153	32.2
11	1	UCA	001092	1,799	460	25.6	737	41.0		-		0.1		-		-		739	41.1	77	4.3	816	45.4
4-Year Universities				9,159	1,831	20.0	3,815	41.7		-	57	0.6	18	0.2		-		3,894	42.5	478	5.2	4,372	47.7

NOTES: When a student received more than one award, only the highest award was counted.

TIME PERIOD CONSIDERATIONS:

1. CP Graduates are counted from these graduation dates = '092006', '102006', '112006', '122006', '012007', '022007', '032007', '042007', '052007', so this is essentially through the Spring term.
2. TC Graduates include 1 full academic year plus these graduation dates = '072007', '082007', '092007', '102007', '112007', '122007', so this is through the next Fall term.
3. Associate Graduates include 3 full academic years plus these graduation dates = '072009', '082009', so this includes the next 2 months of July and August.
4. AC Graduates include 4 full academic years plus these graduation dates = '072010', '082010', '092010', '102010', '112010', '122010', so this is through the next Fall term.
5. Baccalaureate Graduates include 6 full academic years plus these graduation dates = '072012', '082012', so this includes the next 2 months of July and August.
6. All counts of less than 10 are not shown due to FERPA

IPEDS/ADHE Graduation Rate Calculation by AGE

Cohort Year selected = 2003 and Time Period Covered = AFTER SIX (6) YEARS (from AY2003 thru AY2008) for Four-Year Universities for Ages 20-24.

#	IT	College	FICE	Cohort	Transfers		Bacc.		Adv. Cert.		Assoc.		Tech. Cert.		Cert. Prof.		Graduates		Retained		Success	
					#	%	#	%	#	%	#	%	#	%	#	%	#	%	#	%	#	%
1	1	ASUJ	001090	66	10	15.2	10	15.2		-		-		-		-	10	15.2		6.1	14	21.2
2	1	ATU	001089	54		9.3		11.1		-		-		-		-		11.1		7.4	10	18.5
3	1	HSU	001098	44		9.1		18.2		-		-		-		-		18.2		6.8	11	25.0
4	1	SAUM	001107	29		6.9		10.3		-		3.4		-		-		13.8		3.4		17.2
5	1	UAF	001108	33		9.1	10	30.3		-		-		-		-	10	30.3		6.1	12	36.4
6	1	UAFS	001110	91		7.7		1.1		-		1.1		-		-		2.2	11	12.1	13	14.3
7	1	UALR	001101	93	17	18.3		6.5		-		-		-		-		6.5	11	11.8	17	18.3
8	1	UAM	001085	35		8.6		8.6		-		2.9		-		-		11.4		8.6		20.0
9	1	UAMS	001109			-		-		-		-		-		-		-		-		-
10	1	UAPB	001086	28		17.9		14.3		-		-		-		-		14.3		7.1		21.4
11	1	UCA	001092	54		16.7		14.8		-		-		-		-		14.8		1.9		16.7
4-Year Universities				527	65	12.3	59	11.2			0.6						62	11.8	42	8.0	104	19.7

NOTES: When a student received more than one award, only the highest award was counted.

TIME PERIOD CONSIDERATIONS:

1. CP Graduates are counted from these graduation dates = '092002', '102002', '112002', '122002', '012003', '022003', '032003', '042003', '052003', so this is essentially through the Spring term.
2. TC Graduates include 1 full academic year plus these graduation dates = '072003', '082003', '092003', '102003', '112003', '122003', so this is through the next Fall term.
3. Associate Graduates include 3 full academic years plus these graduation dates = '072005', '082005', so this includes the next 2 months of July and August.
4. AC Graduates include 4 full academic years plus these graduation dates = '072006', '082006', '092006', '102006', '112006', '122006', so this is through the next Fall term.
5. Baccalaureate Graduates include 6 full academic years plus these graduation dates = '072008', '082008', so this includes the next 2 months of July and August.
6. All counts of less than 10 are not shown due to FERPA

IPEDS/ADHE Graduation Rate Calculation by AGE

Cohort Year selected = 2004 and Time Period Covered = AFTER SIX (6) YEARS (from AY2004 thru AY2009) for Four-Year Universities for Ages 20-24.

#	IT	College	FICE	Cohort	Transfers		Bacc.		Adv. Cert.		Assoc.		Tech. Cert.		Cert. Prof.		Graduates		Retained		Success		
					#	%	#	%	#	%	#	%	#	%	#	%	#	%	#	%	#	%	
1	1	ASUJ	001090	81		11.1		7.4		-		2.5		-		-		9.9		6.2	13	16.0	
2	1	ATU	001089	79		3.8		11.4		-		2.5	15	19.0		-		26	32.9		6.3	31	39.2
3	1	HSU	001098	16		18.8		12.5		-		-		-		-		12.5		-		12.5	
4	1	SAUM	001107	24		8.3		16.7		-		-		-		-		16.7		-		16.7	
5	1	UAF	001108	31		22.6		29.0		-		-		-		-		29.0		16.1	14	45.2	
6	1	UAFS	001110	33		6.1		3.0		-		9.1		-		-		12.1		12.1		24.2	
7	1	UALR	001101	83		9.6		-		-		-		-		-		-		10.8		10.8	
8	1	UAM	001085	65		6.2		4.6		-		-		9.2		-		13.8		9.2	15	23.1	
9	1	UAMS	001109			-		-		-		-		-		-		-		-		-	
10	1	UAPB	001086	31		16.1		12.9		-		-		-		-		12.9		-		12.9	
11	1	UCA	001092	53	12	22.6		11.3		-		-		-		-		11.3		3.8		15.1	
4-Year Universities				496	55	11.1	44	8.9			1.4	21	4.2				72	14.5	36	7.3	108	21.8	

NOTES: When a student received more than one award, only the highest award was counted.

TIME PERIOD CONSIDERATIONS:

1. CP Graduates are counted from these graduation dates = '092003', '102003', '112003', '122003', '012004', '022004', '032004', '042004', '052004', so this is essentially through the Spring term.
2. TC Graduates include 1 full academic year plus these graduation dates = '072004', '082004', '092004', '102004', '112004', '122004', so this is through the next Fall term.
3. Associate Graduates include 3 full academic years plus these graduation dates = '072006', '082006', so this includes the next 2 months of July and August.
4. AC Graduates include 4 full academic years plus these graduation dates = '072007', '082007', '092007', '102007', '112007', '122007', so this is through the next Fall term.
5. Baccalaureate Graduates include 6 full academic years plus these graduation dates = '072009', '082009', so this includes the next 2 months of July and August.
6. All counts of less than 10 are not shown due to FERPA

IPEDS/ADHE Graduation Rate Calculation by AGE

Cohort Year selected = 2005 and Time Period Covered = AFTER SIX (6) YEARS (from AY2005 thru AY2010) for Four-Year Universities for Ages 20-24.

#	IT	College	FICE	Cohort	Transfers		Bacc.		Adv. Cert.		Assoc.		Tech. Cert.		Cert. Prof.		Graduates		Retained		Success	
					#	%	#	%	#	%	#	%	#	%	#	%	#	%	#	%	#	%
1	1	ASUJ	001090	71	11	15.5	10	14.1		-		-		-		-	10	14.1		5.6	14	19.7
2	1	ATU	001089	70		5.7		5.7		-		4.3	17	24.3		-	24	34.3		11.4	32	45.7
3	1	HSU	001098	15		20.0		20.0		-		-		-		-		20.0		-		20.0
4	1	SAUM	001107	24		-		12.5		-		-		-		-		12.5		-		12.5
5	1	UAF	001108	33		18.2		21.2		-		-		-		-		21.2		12.1	11	33.3
6	1	UAFS	001110	56		7.1		8.9		-		7.1		1.8		-	10	17.9		12.5	17	30.4
7	1	UALR	001101	96	17	17.7	11	11.5		-		1.0		-		-	12	12.5		3.1	15	15.6
8	1	UAM	001085	46		13.0		2.2		-		2.2		4.3		-		8.7		10.9		19.6
9	1	UAMS	001109			-		-		-		-		-		-		-		-		-
10	1	UAPB	001086	33		6.1		6.1		-		-		-		-		6.1		3.0		9.1
11	1	UCA	001092	63		11.1	11	17.5		-		-		-		-	11	17.5		4.8	14	22.2
4-Year Universities				507	60	11.8	57	11.2		-		1.8	20	3.9		-	86	17.0	35	6.9	121	23.9

NOTES: When a student received more than one award, only the highest award was counted.

TIME PERIOD CONSIDERATIONS:

1. CP Graduates are counted from these graduation dates = '092004', '102004', '112004', '122004', '012005', '022005', '032005', '042005', '052005', so this is essentially through the Spring term.
2. TC Graduates include 1 full academic year plus these graduation dates = '072005', '082005', '092005', '102005', '112005', '122005', so this is through the next Fall term.
3. Associate Graduates include 3 full academic years plus these graduation dates = '072007', '082007', so this includes the next 2 months of July and August.
4. AC Graduates include 4 full academic years plus these graduation dates = '072008', '082008', '092008', '102008', '112008', '122008', so this is through the next Fall term.
5. Baccalaureate Graduates include 6 full academic years plus these graduation dates = '072010', '082010', so this includes the next 2 months of July and August.
6. All counts of less than 10 are not shown due to FERPA

IPEDS/ADHE Graduation Rate Calculation by AGE

Cohort Year selected = 2006 and Time Period Covered = AFTER SIX (6) YEARS (from AY2006 thru AY2011) for Four-Year Universities for Ages 20-24.

#	IT	College	FICE	Cohort	Transfers		Bacc.		Adv. Cert.		Assoc.		Tech. Cert.		Cert. Prof.		Graduates		Retained		Success	
					#	%	#	%	#	%	#	%	#	%	#	%	#	%	#	%	#	%
1	1	ASUJ	001090	82		7.3	14	17.1		-		-		-		-	14	17.1		7.3	20	24.4
2	1	ATU	001089	85	15	17.6	11	12.9		-		-		10.6		-	20	23.5		4.7	24	28.2
3	1	HSU	001098	23		21.7		30.4		-		-		-		-		30.4		8.7		39.1
4	1	SAUM	001107	25		8.0		24.0		-		-		-		-		24.0		-		24.0
5	1	UAF	001108	18		22.2		44.4		-		-		-		-		44.4		5.6		50.0
6	1	UAFS	001110	29		3.4		3.4		-		3.4		-		-		6.9		13.8		20.7
7	1	UALR	001101	88	15	17.0		3.4		-		2.3		-		-		5.7	10	11.4	15	17.0
8	1	UAM	001085	47		8.5		10.6		-		2.1		4.3		-		17.0		-		17.0
9	1	UAMS	001109			-		-		-		-		-		-		-		-		-
10	1	UAPB	001086	33		12.1		3.0		-		-		-		-		3.0		-		3.0
11	1	UCA	001092	85	14	16.5		10.6		-		-		-		-		10.6		5.9	14	16.5
4-Year Universities				515	70	13.6	65	12.6		-		0.8	11	2.1		-	80	15.5	32	6.2	112	21.7

NOTES: When a student received more than one award, only the highest award was counted.

TIME PERIOD CONSIDERATIONS:

1. CP Graduates are counted from these graduation dates = '092005', '102005', '112005', '122005', '012006', '022006', '032006', '042006', '052006', so this is essentially through the Spring term.
2. TC Graduates include 1 full academic year plus these graduation dates = '072006', '082006', '092006', '102006', '112006', '122006', so this is through the next Fall term.
3. Associate Graduates include 3 full academic years plus these graduation dates = '072008', '082008', so this includes the next 2 months of July and August.
4. AC Graduates include 4 full academic years plus these graduation dates = '072009', '082009', '092009', '102009', '112009', '122009', so this is through the next Fall term.
5. Baccalaureate Graduates include 6 full academic years plus these graduation dates = '072011', '082011', so this includes the next 2 months of July and August.
6. All counts of less than 10 are not shown due to FERPA

IPEDS/ADHE Graduation Rate Calculation by AGE

Cohort Year selected = 2007 and Time Period Covered = AFTER SIX (6) YEARS (from AY2007 thru AY2012) for Four-Year Universities for Ages 20-24.

#	IT	College	FICE	Cohort	Transfers		Bacc.		Adv. Cert.		Assoc.		Tech. Cert.		Cert. Prof.		Graduates		Retained		Success			
					#	%	#	%	#	%	#	%	#	%	#	%	#	%	#	%	#	%		
1	1	ASUJ	001090	59		13.6		10.2		-		1.7		-		-		11.9		11.9		14	23.7	
2	1	ATU	001089	70		8.6		11.4		-		2.9		8.6		5.7		20		28.6		4.3	23	32.9
3	1	HSU	001098			33.3		11.1		-		-		-		-		11.1		-		-	11.1	
4	1	SAUM	001107	43		2.3		4.7		-		-		-		-		4.7		-		-	4.7	
5	1	UAF	001108	24		25.0		16.7		-		-		-		-		16.7		16.7		-	33.3	
6	1	UAFS	001110	35		8.6		5.7		-		8.6		-		-		14.3		5.7		-	20.0	
7	1	UALR	001101	53		15.1		11.3		-		-		-		-		11.3		17.0		15	28.3	
8	1	UAM	001085	31		-		6.5		-		-		6.5		-		12.9		6.5		-	19.4	
9	1	UAMS	001109			-		-		-		-		-		-		-		-		-	-	
10	1	UAPB	001086	38		5.3		15.8		-		-		-		-		15.8		-		-	15.8	
11	1	UCA	001092	71		7.0	10	14.1		-		-		-		-		10		14.1		9.9	17	23.9
4-Year Universities				433	42	9.7	47	10.9				1.4		1.8		0.9		65	15.0	34	7.9	99	22.9	

NOTES: When a student received more than one award, only the highest award was counted.

TIME PERIOD CONSIDERATIONS:

1. CP Graduates are counted from these graduation dates = '092006', '102006', '112006', '122006', '012007', '022007', '032007', '042007', '052007', so this is essentially through the Spring term.
2. TC Graduates include 1 full academic year plus these graduation dates = '072007', '082007', '092007', '102007', '112007', '122007', so this is through the next Fall term.
3. Associate Graduates include 3 full academic years plus these graduation dates = '072009', '082009', so this includes the next 2 months of July and August.
4. AC Graduates include 4 full academic years plus these graduation dates = '072010', '082010', '092010', '102010', '112010', '122010', so this is through the next Fall term.
5. Baccalaureate Graduates include 6 full academic years plus these graduation dates = '072012', '082012', so this includes the next 2 months of July and August.
6. All counts of less than 10 are not shown due to FERPA

IPEDS/ADHE Graduation Rate Calculation by AGE

Cohort Year selected = 2003 and Time Period Covered = AFTER SIX (6) YEARS (from AY2003 thru AY2008) for Four-Year Universities for Ages 25-34.

#	IT	College	FICE	Cohort	Transfers		Bacc.		Adv. Cert.		Assoc.		Tech. Cert.		Cert. Prof.		Graduates		Retained		Success			
					#	%	#	%	#	%	#	%	#	%	#	%	#	%	#	%	#	%		
1	1	ASUJ	001090	42	10	23.8	10	23.8		-		-		-		-		10		23.8		9.5	14	33.3
2	1	ATU	001089	42		9.5		21.4		-		-		-		-		21.4		4.8		11	26.2	
3	1	HSU	001098	14		21.4		7.1		-		-		-		-		7.1		14.3		-	21.4	
4	1	SAUM	001107	16		18.8		-		-		-		-		-		-		-		-	-	
5	1	UAF	001108			12.5		-		-		-		-		-		-		25.0		-	25.0	
6	1	UAFS	001110	54		5.6		5.6		-		1.9		1.9		1.9		11.1		7.4		10	18.5	
7	1	UALR	001101	20		25.0		5.0		-		-		-		-		5.0		15.0		-	20.0	
8	1	UAM	001085	20		5.0		15.0		-		-		-		-		15.0		15.0		-	30.0	
9	1	UAMS	001109			-		-		-		-		-		-		-		-		-	-	
10	1	UAPB	001086			-		-		-		-		-		-		-		-		-	-	
11	1	UCA	001092	28		14.3		7.1		-		3.6		-		-		10.7		7.1		-	17.9	
4-Year Universities				244	34	13.9	29	11.9				0.8		0.4		0.4		33	13.5	22	9.0	55	22.5	

NOTES: When a student received more than one award, only the highest award was counted.

TIME PERIOD CONSIDERATIONS:

1. CP Graduates are counted from these graduation dates = '092002', '102002', '112002', '122002', '012003', '022003', '032003', '042003', '052003', so this is essentially through the Spring term.
2. TC Graduates include 1 full academic year plus these graduation dates = '072003', '082003', '092003', '102003', '112003', '122003', so this is through the next Fall term.
3. Associate Graduates include 3 full academic years plus these graduation dates = '072005', '082005', so this includes the next 2 months of July and August.
4. AC Graduates include 4 full academic years plus these graduation dates = '072006', '082006', '092006', '102006', '112006', '122006', so this is through the next Fall term.
5. Baccalaureate Graduates include 6 full academic years plus these graduation dates = '072008', '082008', so this includes the next 2 months of July and August.
6. All counts of less than 10 are not shown due to FERPA

IPEDS/ADHE Graduation Rate Calculation by AGE

Cohort Year selected = 2004 and Time Period Covered = AFTER SIX (6) YEARS (from AY2004 thru AY2009) for Four-Year Universities for Ages 25-34.

#	IT	College	FICE	Cohort	Transfers		Bacc.		Adv. Cert.		Assoc.		Tech. Cert.		Cert. Prof.		Graduates		Retained		Success		
					#	%	#	%	#	%	#	%	#	%	#	%	#	%	#	%	#	%	
1	1	ASUJ	001090	45		13.3		13.3		-		4.4		-		-		17.8		-		17.8	
2	1	ATU	001089	50		4.0		16.0		-		2.0	12	24.0		-		21	42.0		-	21	42.0
3	1	HSU	001098			60.0		-		-		-		-		-		-		-		-	
4	1	SAUM	001107			14.3		14.3		-		-		-		-		14.3		-		14.3	
5	1	UAF	001108	13		-		7.7		-		-		-		-		7.7		15.4		23.1	
6	1	UAFS	001110	24		-		-		-		-		-		-		-		16.7		16.7	
7	1	UALR	001101	28		14.3		7.1		-		-		-		-		7.1		7.1		14.3	
8	1	UAM	001085	47		2.1		10.6		-		4.3		17.0		-		15	31.9		6.4	18	38.3
9	1	UAMS	001109			-		-		-		-		-		-		-		-		-	
10	1	UAPB	001086	11		9.1		9.1		-		-		-		-		9.1		-		9.1	
11	1	UCA	001092	29		13.8		24.1		-		-		-		-		24.1		6.9		31.0	
4-Year Universities				259	22	8.5	31	12.0			1.9	20	7.7				56	21.6	13	5.0	69	26.6	

NOTES: When a student received more than one award, only the highest award was counted.

TIME PERIOD CONSIDERATIONS:

1. CP Graduates are counted from these graduation dates = '092003', '102003', '112003', '122003', '012004', '022004', '032004', '042004', '052004', so this is essentially through the Spring term.
2. TC Graduates include 1 full academic year plus these graduation dates = '072004', '082004', '092004', '102004', '112004', '122004', so this is through the next Fall term.
3. Associate Graduates include 3 full academic years plus these graduation dates = '072006', '082006', so this includes the next 2 months of July and August.
4. AC Graduates include 4 full academic years plus these graduation dates = '072007', '082007', '092007', '102007', '112007', '122007', so this is through the next Fall term.
5. Baccalaureate Graduates include 6 full academic years plus these graduation dates = '072009', '082009', so this includes the next 2 months of July and August.
6. All counts of less than 10 are not shown due to FERPA

IPEDS/ADHE Graduation Rate Calculation by AGE

Cohort Year selected = 2005 and Time Period Covered = AFTER SIX (6) YEARS (from AY2005 thru AY2010) for Four-Year Universities for Ages 25-34.

#	IT	College	FICE	Cohort	Transfers		Bacc.		Adv. Cert.		Assoc.		Tech. Cert.		Cert. Prof.		Graduates		Retained		Success		
					#	%	#	%	#	%	#	%	#	%	#	%	#	%	#	%	#	%	
1	1	ASUJ	001090	33		12.1		6.1		-		-		-		-		6.1		9.1		15.2	
2	1	ATU	001089	53		1.9		1.9		-		-	14	26.4		-		15	28.3		7.5	19	35.8
3	1	HSU	001098	11		9.1		18.2		-		-		-		-		18.2		9.1		27.3	
4	1	SAUM	001107			22.2		11.1		-		-		-		-		11.1		11.1		22.2	
5	1	UAF	001108	10		-		50.0		-		-		-		-		50.0		10.0		60.0	
6	1	UAFS	001110	24		-		4.2		-		-		4.2		-		8.3		4.2		12.5	
7	1	UALR	001101	17		11.8		11.8		-		-		-		-		11.8		-		11.8	
8	1	UAM	001085	35		5.7		2.9		-		5.7		8.6		-		17.1		5.7		22.9	
9	1	UAMS	001109			-		-		-		-		-		-		-		-		-	
10	1	UAPB	001086			16.7		-		-		-		-		-		-		16.7		16.7	
11	1	UCA	001092	22		13.6		13.6		-		-		-		-		13.6		4.5		18.2	
4-Year Universities				220	16	7.3	18	8.2			0.9	18	8.2				38	17.3	15	6.8	53	24.1	

NOTES: When a student received more than one award, only the highest award was counted.

TIME PERIOD CONSIDERATIONS:

1. CP Graduates are counted from these graduation dates = '092004', '102004', '112004', '122004', '012005', '022005', '032005', '042005', '052005', so this is essentially through the Spring term.
2. TC Graduates include 1 full academic year plus these graduation dates = '072005', '082005', '092005', '102005', '112005', '122005', so this is through the next Fall term.
3. Associate Graduates include 3 full academic years plus these graduation dates = '072007', '082007', so this includes the next 2 months of July and August.
4. AC Graduates include 4 full academic years plus these graduation dates = '072008', '082008', '092008', '102008', '112008', '122008', so this is through the next Fall term.
5. Baccalaureate Graduates include 6 full academic years plus these graduation dates = '072010', '082010', so this includes the next 2 months of July and August.
6. All counts of less than 10 are not shown due to FERPA

IPEDS/ADHE Graduation Rate Calculation by AGE

Cohort Year selected = 2006 and Time Period Covered = AFTER SIX (6) YEARS (from AY2006 thru AY2011) for Four-Year Universities for Ages 25-34.

#	IT	College	FICE	Cohort	Transfers		Bacc.		Adv. Cert.		Assoc.		Tech. Cert.		Cert. Prof.		Graduates		Retained		Success		
					#	%	#	%	#	%	#	%	#	%	#	%	#	%	#	%	#	%	
1	1	ASUJ	001090	31		9.7		19.4		-		-		-		-		19.4		9.7		29.0	
2	1	ATU	001089	47		12.8		12.8		-		4.3		17.0		-		16	34.0		6.4	19	40.4
3	1	HSU	001098			-		14.3		-		-		-		-		14.3		14.3		28.6	
4	1	SAUM	001107	14		28.6		14.3		-		7.1		-		-		21.4		-		21.4	
5	1	UAF	001108			28.6		28.6		-		-		-		-		28.6		14.3		42.9	
6	1	UAFS	001110	18		5.6		-		-		5.6		-		-		5.6		5.6		11.1	
7	1	UALR	001101	18		22.2		11.1		-		5.6		-		-		16.7		-		16.7	
8	1	UAM	001085	35		8.6		8.6		-		2.9		8.6		-		20.0		-		20.0	
9	1	UAMS	001109			-		-		-		-		-		-		-		-		-	
10	1	UAPB	001086			11.1		11.1		-		-		-		-		11.1		-		11.1	
11	1	UCA	001092	25		16.0		4.0		-		-		-		-		4.0		4.0		8.0	
4-Year Universities				211	28	13.3	24	11.4				2.8	11	5.2				41	19.4	10	4.7	51	24.2

NOTES: When a student received more than one award, only the highest award was counted.

TIME PERIOD CONSIDERATIONS:

1. CP Graduates are counted from these graduation dates = '092005', '102005', '112005', '122005', '012006', '022006', '032006', '042006', '052006', so this is essentially through the Spring term.
2. TC Graduates include 1 full academic year plus these graduation dates = '072006', '082006', '092006', '102006', '112006', '122006', so this is through the next Fall term.
3. Associate Graduates include 3 full academic years plus these graduation dates = '072008', '082008', so this includes the next 2 months of July and August.
4. AC Graduates include 4 full academic years plus these graduation dates = '072009', '082009', '092009', '102009', '112009', '122009', so this is through the next Fall term.
5. Baccalaureate Graduates include 6 full academic years plus these graduation dates = '072011', '082011', so this includes the next 2 months of July and August.
6. All counts of less than 10 are not shown due to FERPA

IPEDS/ADHE Graduation Rate Calculation by AGE

Cohort Year selected = 2007 and Time Period Covered = AFTER SIX (6) YEARS (from AY2007 thru AY2012) for Four-Year Universities for Ages 25-34.

#	IT	College	FICE	Cohort	Transfers		Bacc.		Adv. Cert.		Assoc.		Tech. Cert.		Cert. Prof.		Graduates		Retained		Success		
					#	%	#	%	#	%	#	%	#	%	#	%	#	%	#	%	#	%	
1	1	ASUJ	001090	40		7.5	10	25.0		-		-		-		-		10	25.0		20.0	18	45.0
2	1	ATU	001089	32		6.3		12.5		-		3.1		-		9.4		25.0		3.1		28.1	
3	1	HSU	001098			-		-		-		-		-		-		-		-		-	
4	1	SAUM	001107	14		35.7		7.1		-		7.1		-		-		14.3		-		14.3	
5	1	UAF	001108			-		33.3		-		-		-		-		33.3		-		33.3	
6	1	UAFS	001110	10		10.0		-		-		-		-		-		-		20.0		20.0	
7	1	UALR	001101	11		27.3		-		-		9.1		-		-		9.1		9.1		18.2	
8	1	UAM	001085	29		6.9		6.9		-		-		6.9		-		13.8		3.4		17.2	
9	1	UAMS	001109			-		-		-		-		-		-		-		-		-	
10	1	UAPB	001086	12		16.7		8.3		-		-		-		-		8.3		8.3		16.7	
11	1	UCA	001092	23		26.1		4.3		-		-		-		-		4.3		4.3		8.7	
4-Year Universities				180	24	13.3	21	11.7				1.7	1.1					29	16.1	15	8.3	44	24.4

NOTES: When a student received more than one award, only the highest award was counted.

TIME PERIOD CONSIDERATIONS:

1. CP Graduates are counted from these graduation dates = '092006', '102006', '112006', '122006', '012007', '022007', '032007', '042007', '052007', so this is essentially through the Spring term.
2. TC Graduates include 1 full academic year plus these graduation dates = '072007', '082007', '092007', '102007', '112007', '122007', so this is through the next Fall term.
3. Associate Graduates include 3 full academic years plus these graduation dates = '072009', '082009', so this includes the next 2 months of July and August.
4. AC Graduates include 4 full academic years plus these graduation dates = '072010', '082010', '092010', '102010', '112010', '122010', so this is through the next Fall term.
5. Baccalaureate Graduates include 6 full academic years plus these graduation dates = '072012', '082012', so this includes the next 2 months of July and August.
6. All counts of less than 10 are not shown due to FERPA

IPEDS/ADHE Graduation Rate Calculation by AGE

Cohort Year selected = 2003 and Time Period Covered = AFTER SIX (6) YEARS (from AY2003 thru AY2008) for Four-Year Universities for Ages 35-44.

#	IT	College	FICE	Cohort	Transfers		Bacc.		Adv. Cert.		Assoc.		Tech. Cert.		Cert. Prof.		Graduates		Retained		Success					
					#	%	#	%	#	%	#	%	#	%	#	%	#	%	#	%	#	%				
1	1	ASUJ	001090			-		25.0		-		25.0		-		-		50.0		25.0		75.0				
2	1	ATU	001089	10		10.0		30.0		-		-		-		-		30.0		-		30.0				
3	1	HSU	001098			100.0		-		-		-		-		-		-		-		-				
4	1	SAUM	001107			-		50.0		-		-		-		-		50.0		-		50.0				
5	1	UAF	001108			-		-		-		-		-		-		-		-		-				
6	1	UAFS	001110	15		6.7		13.3		-		6.7		-		-		20.0		13.3		33.3				
7	1	UALR	001101			-		-		-		100.0		-		-		100.0		-		100.0				
8	1	UAM	001085			-		75.0		-		-		-		-		75.0		-		75.0				
9	1	UAMS	001109			-		-		-		-		-		-		-		-		-				
10	1	UAPB	001086			-		50.0		-		-		-		-		50.0		25.0		75.0				
11	1	UCA	001092	12		8.3		50.0		-		-		-		-		50.0		8.3		58.3				
4-Year Universities				54		7.4		18		33.3		5.6		-		-		21		38.9		9.3		26		48.1

NOTES: When a student received more than one award, only the highest award was counted.

TIME PERIOD CONSIDERATIONS:

1. CP Graduates are counted from these graduation dates = '092002', '102002', '112002', '122002', '012003', '022003', '032003', '042003', '052003', so this is essentially through the Spring term.
2. TC Graduates include 1 full academic year plus these graduation dates = '072003', '082003', '092003', '102003', '112003', '122003', so this is through the next Fall term.
3. Associate Graduates include 3 full academic years plus these graduation dates = '072005', '082005', so this includes the next 2 months of July and August.
4. AC Graduates include 4 full academic years plus these graduation dates = '072006', '082006', '092006', '102006', '112006', '122006', so this is through the next Fall term.
5. Baccalaureate Graduates include 6 full academic years plus these graduation dates = '072008', '082008', so this includes the next 2 months of July and August.
6. All counts of less than 10 are not shown due to FERPA

IPEDS/ADHE Graduation Rate Calculation by AGE

Cohort Year selected = 2004 and Time Period Covered = AFTER SIX (6) YEARS (from AY2004 thru AY2009) for Four-Year Universities for Ages 35-44.

#	IT	College	FICE	Cohort	Transfers		Bacc.		Adv. Cert.		Assoc.		Tech. Cert.		Cert. Prof.		Graduates		Retained		Success							
					#	%	#	%	#	%	#	%	#	%	#	%	#	%	#	%	#	%						
1	1	ASUJ	001090	16		12.5		-		-		6.3		-		-		6.3		18.8		25.0						
2	1	ATU	001089	21		-		14.3		-		4.8		42.9		-		13		61.9		14.3		76.2				
3	1	HSU	001098			-		-		-		-		-		-		-		-		-	-					
4	1	SAUM	001107			-		-		-		-		-		-		-		-		-	-					
5	1	UAF	001108			-		-		-		-		-		-		-		-		-	-					
6	1	UAFS	001110	12		-		16.7		-		16.7		-		-		33.3		16.7		50.0						
7	1	UALR	001101			-		-		-		-		-		-		-		14.3		14.3						
8	1	UAM	001085	15		6.7		6.7		-		6.7		33.3		-		46.7		6.7		53.3						
9	1	UAMS	001109			-		-		-		-		-		-		-		-		-	-					
10	1	UAPB	001086			25.0		75.0		-		-		-		-		75.0		-		75.0						
11	1	UCA	001092			11.1		55.6		-		-		-		-		55.6		-		55.6						
4-Year Universities				86		5.8		14		16.3		5.8		14		16.3		33		38.4		10		11.6		43		50.0

NOTES: When a student received more than one award, only the highest award was counted.

TIME PERIOD CONSIDERATIONS:

1. CP Graduates are counted from these graduation dates = '092003', '102003', '112003', '122003', '012004', '022004', '032004', '042004', '052004', so this is essentially through the Spring term.
2. TC Graduates include 1 full academic year plus these graduation dates = '072004', '082004', '092004', '102004', '112004', '122004', so this is through the next Fall term.
3. Associate Graduates include 3 full academic years plus these graduation dates = '072006', '082006', so this includes the next 2 months of July and August.
4. AC Graduates include 4 full academic years plus these graduation dates = '072007', '082007', '092007', '102007', '112007', '122007', so this is through the next Fall term.
5. Baccalaureate Graduates include 6 full academic years plus these graduation dates = '072009', '082009', so this includes the next 2 months of July and August.
6. All counts of less than 10 are not shown due to FERPA

IPEDS/ADHE Graduation Rate Calculation by AGE

Cohort Year selected = 2005 and Time Period Covered = AFTER SIX (6) YEARS (from AY2005 thru AY2010) for Four-Year Universities for Ages 35-44.

#	IT	College	FICE	Cohort	Transfers		Bacc.		Adv. Cert.		Assoc.		Tech. Cert.		Cert. Prof.		Graduates		Retained		Success			
					#	%	#	%	#	%	#	%	#	%	#	%	#	%	#	%	#	%		
1	1	ASUJ	001090	14		14.3		21.4		-		7.1		-		-		28.6		14.3		42.9		
2	1	ATU	001089	24		-		12.5		-		4.2		29.2		-		11		45.8		8.3	13	54.2
3	1	HSU	001098			-		-		-		-		-		-		-		-		-	-	
4	1	SAUM	001107			33.3		66.7		-		-		-		-		66.7		-		-	66.7	
5	1	UAF	001108			-		-		-		-		-		-		-		-		-	-	
6	1	UAFS	001110			-		-		-		-		-		-		-		33.3		-	33.3	
7	1	UALR	001101			100.0		-		-		-		-		-		-		-		-	-	
8	1	UAM	001085	16		6.3		6.3		-		-		25.0		-		31.3		6.3		-	37.5	
9	1	UAMS	001109			-		-		-		-		-		-		-		-		-	-	
10	1	UAPB	001086			50.0		-		-		-		-		-		-		-		-	-	
11	1	UCA	001092	10		20.0		30.0		-		-		-		-		30.0		-		-	30.0	
4-Year Universities				76		10.5	12	15.8				2.6	11	14.5				25	32.9		9.2	32	42.1	

NOTES: When a student received more than one award, only the highest award was counted.

TIME PERIOD CONSIDERATIONS:

1. CP Graduates are counted from these graduation dates = '092004', '102004', '112004', '122004', '012005', '022005', '032005', '042005', '052005', so this is essentially through the Spring term.
2. TC Graduates include 1 full academic year plus these graduation dates = '072005', '082005', '092005', '102005', '112005', '122005', so this is through the next Fall term.
3. Associate Graduates include 3 full academic years plus these graduation dates = '072007', '082007', so this includes the next 2 months of July and August.
4. AC Graduates include 4 full academic years plus these graduation dates = '072008', '082008', '092008', '102008', '112008', '122008', so this is through the next Fall term.
5. Baccalaureate Graduates include 6 full academic years plus these graduation dates = '072010', '082010', so this includes the next 2 months of July and August.
6. All counts of less than 10 are not shown due to FERPA

IPEDS/ADHE Graduation Rate Calculation by AGE

Cohort Year selected = 2006 and Time Period Covered = AFTER SIX (6) YEARS (from AY2006 thru AY2011) for Four-Year Universities for Ages 35-44.

#	IT	College	FICE	Cohort	Transfers		Bacc.		Adv. Cert.		Assoc.		Tech. Cert.		Cert. Prof.		Graduates		Retained		Success		
					#	%	#	%	#	%	#	%	#	%	#	%	#	%	#	%	#	%	
1	1	ASUJ	001090	11		18.2		18.2		-		18.2		-		-		36.4		9.1		45.5	
2	1	ATU	001089	19		-		10.5		-		15.8		15.8		-		42.1		5.3		47.4	
3	1	HSU	001098			-		-		-		-		-		-		-		-		-	-
4	1	SAUM	001107			-		-		-		20.0		-		-		20.0		20.0		-	40.0
5	1	UAF	001108			-		-		-		-		-		-		-		-		-	-
6	1	UAFS	001110			-		-		-		-		-		-		-		-		-	-
7	1	UALR	001101			-		-		-		-		-		-		-		-		-	-
8	1	UAM	001085	17		11.8		5.9		-		5.9		35.3		-		47.1		-		-	47.1
9	1	UAMS	001109			-		-		-		-		-		-		-		-		-	-
10	1	UAPB	001086			50.0		-		-		-		-		-		-		-		-	-
11	1	UCA	001092			-		44.4		-		-		-		-		44.4		11.1		-	55.6
4-Year Universities				69		8.7		13.0				10.1		13.0				25	36.2		5.8	29	42.0

NOTES: When a student received more than one award, only the highest award was counted.

TIME PERIOD CONSIDERATIONS:

1. CP Graduates are counted from these graduation dates = '092005', '102005', '112005', '122005', '012006', '022006', '032006', '042006', '052006', so this is essentially through the Spring term.
2. TC Graduates include 1 full academic year plus these graduation dates = '072006', '082006', '092006', '102006', '112006', '122006', so this is through the next Fall term.
3. Associate Graduates include 3 full academic years plus these graduation dates = '072008', '082008', so this includes the next 2 months of July and August.
4. AC Graduates include 4 full academic years plus these graduation dates = '072009', '082009', '092009', '102009', '112009', '122009', so this is through the next Fall term.
5. Baccalaureate Graduates include 6 full academic years plus these graduation dates = '072011', '082011', so this includes the next 2 months of July and August.
6. All counts of less than 10 are not shown due to FERPA

IPEDS/ADHE Graduation Rate Calculation by AGE

Cohort Year selected = 2007 and Time Period Covered = AFTER SIX (6) YEARS (from AY2007 thru AY2012) for Four-Year Universities for Ages 35-44.

#	IT	College	FICE	Cohort	Transfers		Bacc.		Adv. Cert.		Assoc.		Tech. Cert.		Cert. Prof.		Graduates		Retained		Success	
					#	%	#	%	#	%	#	%	#	%	#	%	#	%	#	%	#	%
1	1	ASUJ	001090	11		-		36.4		-		-		-		-		36.4		-		36.4
2	1	ATU	001089	15		-		20.0		-	20.0		6.7		-		46.7		-		46.7	
3	1	HSU	001098			-		-		-	-		-		-		-		100.0		-	100.0
4	1	SAUM	001107			66.7		-		-	-		-		-		-		-		-	
5	1	UAF	001108			-		-		-	-		-		-		-		-		-	
6	1	UAFS	001110			-		33.3		-	-		-		-		33.3		-		33.3	
7	1	UALR	001101			-		-		-	20.0		-		-		20.0		20.0		40.0	
8	1	UAM	001085	16		-		-		-	6.3		37.5		6.3		50.0		-		50.0	
9	1	UAMS	001109			-		-		-	-		-		-		-		-		-	
10	1	UAPB	001086			-		-		-	-		-		-		-		-		-	
11	1	UCA	001092			-		-		-	-		-		-		-		-		-	
4-Year Universities				57		3.5		14.0			8.8		12.3		1.8		21	36.8		3.5	23	40.4

NOTES: When a student received more than one award, only the highest award was counted.

TIME PERIOD CONSIDERATIONS:

1. CP Graduates are counted from these graduation dates = '092006', '102006', '112006', '122006', '012007', '022007', '032007', '042007', '052007', so this is essentially through the Spring term.
2. TC Graduates include 1 full academic year plus these graduation dates = '072007', '082007', '092007', '102007', '112007', '122007', so this is through the next Fall term.
3. Associate Graduates include 3 full academic years plus these graduation dates = '072009', '082009', so this includes the next 2 months of July and August.
4. AC Graduates include 4 full academic years plus these graduation dates = '072010', '082010', '092010', '102010', '112010', '122010', so this is through the next Fall term.
5. Baccalaureate Graduates include 6 full academic years plus these graduation dates = '072012', '082012', so this includes the next 2 months of July and August.
6. All counts of less than 10 are not shown due to FERPA

IPEDS/ADHE Graduation Rate Calculation by AGE

Cohort Year selected = 2003 and Time Period Covered = AFTER SIX (6) YEARS (from AY2003 thru AY2008) for Four-Year Universities for Ages 45-54.

#	IT	College	FICE	Cohort	Transfers		Bacc.		Adv. Cert.		Assoc.		Tech. Cert.		Cert. Prof.		Graduates		Retained		Success	
					#	%	#	%	#	%	#	%	#	%	#	%	#	%	#	%	#	%
1	1	ASUJ	001090			33.3		-		-	-		-		-		-		-		-	
2	1	ATU	001089			-		50.0		-	-		-		-		50.0		-		50.0	
3	1	HSU	001098			-		-		-	-		-		-		-		-		-	
4	1	SAUM	001107			-		-		-	-		-		-		-		-		-	
5	1	UAF	001108			-		33.3		-	-		-		-		33.3		-		33.3	
6	1	UAFS	001110			16.7		-		-	-		-		16.7		16.7		-		16.7	
7	1	UALR	001101			-		-		-	-		-		-		-		-		-	
8	1	UAM	001085			-		50.0		-	-		-		-		50.0		-		50.0	
9	1	UAMS	001109			-		-		-	-		-		-		-		-		-	
10	1	UAPB	001086			-		-		-	-		-		-		-		100.0		100.0	
11	1	UCA	001092			50.0		50.0		-	-		-		-		50.0		-		50.0	
4-Year Universities				23		13.0		17.4							4.3		21.7		8.7		30.4	

NOTES: When a student received more than one award, only the highest award was counted.

TIME PERIOD CONSIDERATIONS:

1. CP Graduates are counted from these graduation dates = '092002', '102002', '112002', '122002', '012003', '022003', '032003', '042003', '052003', so this is essentially through the Spring term.
2. TC Graduates include 1 full academic year plus these graduation dates = '072003', '082003', '092003', '102003', '112003', '122003', so this is through the next Fall term.
3. Associate Graduates include 3 full academic years plus these graduation dates = '072005', '082005', so this includes the next 2 months of July and August.
4. AC Graduates include 4 full academic years plus these graduation dates = '072006', '082006', '092006', '102006', '112006', '122006', so this is through the next Fall term.
5. Baccalaureate Graduates include 6 full academic years plus these graduation dates = '072008', '082008', so this includes the next 2 months of July and August.
6. All counts of less than 10 are not shown due to FERPA

IPEDS/ADHE Graduation Rate Calculation by AGE

Cohort Year selected = 2004 and Time Period Covered = AFTER SIX (6) YEARS (from AY2004 thru AY2009) for Four-Year Universities for Ages 45-54.

#	IT	College	FICE	Cohort	Transfers		Bacc.		Adv. Cert.		Assoc.		Tech. Cert.		Cert. Prof.		Graduates		Retained		Success		
					#	%	#	%	#	%	#	%	#	%	#	%	#	%	#	%	#	%	
1	1	ASUJ	001090			33.3		16.7		-		-		-		-		16.7		-		16.7	
2	1	ATU	001089			-		22.2		-		-		33.3		-		55.6		11.1		66.7	
3	1	HSU	001098			-		-		-		-		-		-		-		-		-	
4	1	SAUM	001107			-		100.0		-		-		-		-		100.0		-		100.0	
5	1	UAF	001108			-		-		-		-		-		-		-		-		-	
6	1	UAFS	001110			-		25.0		-		-		-		-		25.0		25.0		50.0	
7	1	UALR	001101			-		-		-		-		-		-		-		-		-	
8	1	UAM	001085			-		-		-		-		14.3		-		14.3		-		14.3	
9	1	UAMS	001109			-		-		-		-		-		-		-		-		-	
10	1	UAPB	001086			-		100.0		-		-		-		-		100.0		-		100.0	
11	1	UCA	001092			50.0		-		-		-		-		-		-		-		-	
4-Year Universities				30		10.0		20.0						13.3				10	33.3		6.7	12	40.0

NOTES: When a student received more than one award, only the highest award was counted.

TIME PERIOD CONSIDERATIONS:

1. CP Graduates are counted from these graduation dates = '092003', '102003', '112003', '122003', '012004', '022004', '032004', '042004', '052004', so this is essentially through the Spring term.
2. TC Graduates include 1 full academic year plus these graduation dates = '072004', '082004', '092004', '102004', '112004', '122004', so this is through the next Fall term.
3. Associate Graduates include 3 full academic years plus these graduation dates = '072006', '082006', so this includes the next 2 months of July and August.
4. AC Graduates include 4 full academic years plus these graduation dates = '072007', '082007', '092007', '102007', '112007', '122007', so this is through the next Fall term.
5. Baccalaureate Graduates include 6 full academic years plus these graduation dates = '072009', '082009', so this includes the next 2 months of July and August.
6. All counts of less than 10 are not shown due to FERPA

IPEDS/ADHE Graduation Rate Calculation by AGE

Cohort Year selected = 2005 and Time Period Covered = AFTER SIX (6) YEARS (from AY2005 thru AY2010) for Four-Year Universities for Ages 45-54.

#	IT	College	FICE	Cohort	Transfers		Bacc.		Adv. Cert.		Assoc.		Tech. Cert.		Cert. Prof.		Graduates		Retained		Success	
					#	%	#	%	#	%	#	%	#	%	#	%	#	%	#	%	#	%
1	1	ASUJ	001090			25.0		50.0		-		-		-		-		50.0		-		50.0
2	1	ATU	001089			-		-		-		20.0		40.0		-		60.0		-		60.0
3	1	HSU	001098			-		-		-		-		-		-		-		-		-
4	1	SAUM	001107			-		-		-		-		-		-		-		-		-
5	1	UAF	001108			-		-		-		-		-		-		-		-		-
6	1	UAFS	001110			-		-		-		-		-		-		-		-		-
7	1	UALR	001101			-		-		-		-		-		-		-		-		-
8	1	UAM	001085			-		-		-		-		50.0		-		50.0		-		50.0
9	1	UAMS	001109			-		-		-		-		-		-		-		-		-
10	1	UAPB	001086			-		-		-		-		-		-		-		-		-
11	1	UCA	001092			-		-		-		-		-		-		-		-		-
4-Year Universities				16		6.3		12.5				6.3		18.8				37.5				37.5

NOTES: When a student received more than one award, only the highest award was counted.

TIME PERIOD CONSIDERATIONS:

1. CP Graduates are counted from these graduation dates = '092004', '102004', '112004', '122004', '012005', '022005', '032005', '042005', '052005', so this is essentially through the Spring term.
2. TC Graduates include 1 full academic year plus these graduation dates = '072005', '082005', '092005', '102005', '112005', '122005', so this is through the next Fall term.
3. Associate Graduates include 3 full academic years plus these graduation dates = '072007', '082007', so this includes the next 2 months of July and August.
4. AC Graduates include 4 full academic years plus these graduation dates = '072008', '082008', '092008', '102008', '112008', '122008', so this is through the next Fall term.
5. Baccalaureate Graduates include 6 full academic years plus these graduation dates = '072010', '082010', so this includes the next 2 months of July and August.
6. All counts of less than 10 are not shown due to FERPA

IPEDS/ADHE Graduation Rate Calculation by AGE

Cohort Year selected = 2006 and Time Period Covered = AFTER SIX (6) YEARS (from AY2006 thru AY2011) for Four-Year Universities for Ages 45-54.

#	IT	College	FICE	Cohort	Transfers		Bacc.		Adv. Cert.		Assoc.		Tech. Cert.		Cert. Prof.		Graduates		Retained		Success		
					#	%	#	%	#	%	#	%	#	%	#	%	#	%	#	%	#	%	#
1	1	ASUJ	001090			-		50.0		-		-		-		-		50.0		25.0		75.0	
2	1	ATU	001089			-		25.0		-		-		37.5		-		62.5		-		62.5	
3	1	HSU	001098			-		-		-		-		-		-		-		-		-	
4	1	SAUM	001107			-		100.0		-		-		-		-		100.0		-		100.0	
5	1	UAF	001108			-		50.0		-		-		-		-		50.0		-		50.0	
6	1	UAFS	001110			-		-		-		-		-		-		-		-		-	
7	1	UALR	001101			-		-		-		-		-		-		-		-		-	
8	1	UAM	001085	19		-		-		-		-	12	63.2		-		12	63.2		-	12	63.2
9	1	UAMS	001109			-		-		-		-		-		-		-		-		-	
10	1	UAPB	001086			-		-		-		-		-		-		-		-		-	
11	1	UCA	001092			-		-		-		-		-		-		-		-		-	
4-Year Universities				36		-		16.7		-		-	15	41.7		-		21	58.3		2.8	22	61.1

NOTES: When a student received more than one award, only the highest award was counted.

TIME PERIOD CONSIDERATIONS:

1. CP Graduates are counted from these graduation dates = '092005', '102005', '112005', '122005', '012006', '022006', '032006', '042006', '052006', so this is essentially through the Spring term.
2. TC Graduates include 1 full academic year plus these graduation dates = '072006', '082006', '092006', '102006', '112006', '122006', so this is through the next Fall term.
3. Associate Graduates include 3 full academic years plus these graduation dates = '072008', '082008', so this includes the next 2 months of July and August.
4. AC Graduates include 4 full academic years plus these graduation dates = '072009', '082009', '092009', '102009', '112009', '122009', so this is through the next Fall term.
5. Baccalaureate Graduates include 6 full academic years plus these graduation dates = '072011', '082011', so this includes the next 2 months of July and August.
6. All counts of less than 10 are not shown due to FERPA

IPEDS/ADHE Graduation Rate Calculation by AGE

Cohort Year selected = 2007 and Time Period Covered = AFTER SIX (6) YEARS (from AY2007 thru AY2012) for Four-Year Universities for Ages 45-54.

#	IT	College	FICE	Cohort	Transfers		Bacc.		Adv. Cert.		Assoc.		Tech. Cert.		Cert. Prof.		Graduates		Retained		Success	
					#	%	#	%	#	%	#	%	#	%	#	%	#	%	#	%	#	%
1	1	ASUJ	001090			-		-		-		-		-		-		-		-		-
2	1	ATU	001089			-		-		-		-		-		-		-		28.6		28.6
3	1	HSU	001098			-		-		-		-		-		-		-		-		-
4	1	SAUM	001107			-		-		-		-		-		-		-		100.0		100.0
5	1	UAF	001108			-		-		-		-		-		-		-		-		-
6	1	UAFS	001110			-		100.0		-		-		-		-		100.0		-		100.0
7	1	UALR	001101			-		-		-		-		-		-		-		-		-
8	1	UAM	001085	12		-		-		-	8.3		33.3		-			41.7		-		41.7
9	1	UAMS	001109			-		-		-		-		-		-		-		-		-
10	1	UAPB	001086			-		-		-		-		-		-		-		-		-
11	1	UCA	001092			-		-		-		-		-		-		-		-		-
4-Year Universities				22		-		4.5		-	4.5		18.2		-			27.3		13.6		40.9

NOTES: When a student received more than one award, only the highest award was counted.

TIME PERIOD CONSIDERATIONS:

1. CP Graduates are counted from these graduation dates = '092006', '102006', '112006', '122006', '012007', '022007', '032007', '042007', '052007', so this is essentially through the Spring term.
2. TC Graduates include 1 full academic year plus these graduation dates = '072007', '082007', '092007', '102007', '112007', '122007', so this is through the next Fall term.
3. Associate Graduates include 3 full academic years plus these graduation dates = '072009', '082009', so this includes the next 2 months of July and August.
4. AC Graduates include 4 full academic years plus these graduation dates = '072010', '082010', '092010', '102010', '112010', '122010', so this is through the next Fall term.
5. Baccalaureate Graduates include 6 full academic years plus these graduation dates = '072012', '082012', so this includes the next 2 months of July and August.
6. All counts of less than 10 are not shown due to FERPA

IPEDS/ADHE Graduation Rate Calculation by AGE

Cohort Year selected = 2003 and Time Period Covered = AFTER SIX (6) YEARS (from AY2003 thru AY2008) for Four-Year Universities for Ages 55 or Older.

#	IT	College	FICE	Cohort	Transfers		Bacc.		Adv. Cert.		Assoc.		Tech. Cert.		Cert. Prof.		Graduates		Retained		Success	
					#	%	#	%	#	%	#	%	#	%	#	%	#	%	#	%	#	%
1	1	ASUJ	001090			-		-		-		-		-		-		-		-		-
2	1	ATU	001089			-		-		-		-		-		-		-		-		-
3	1	HSU	001098			-		-		-		-		-		-		-		-		-
4	1	SAUM	001107			-		-		-		-		-		-		-		-		-
5	1	UAF	001108			-		-		-		-		-		-		-		-		-
6	1	UAFS	001110			-		-		-		-		-		-		-		-		-
7	1	UALR	001101			-		-		-		-		-		-		-		-		-
8	1	UAM	001085			-		-		-		-		-		-		-		-		-
9	1	UAMS	001109			-		-		-		-		-		-		-		-		-
10	1	UAPB	001086			-		-		-		-		-		-		-		-		-
11	1	UCA	001092			-		-		-		-		-		-		-		-		-
4-Year Universities						-		-		-		-		-		-		-		-		-

NOTES: When a student received more than one award, only the highest award was counted.

TIME PERIOD CONSIDERATIONS:

1. CP Graduates are counted from these graduation dates = '092002', '102002', '112002', '122002', '012003', '022003', '032003', '042003', '052003', so this is essentially through the Spring term.
2. TC Graduates include 1 full academic year plus these graduation dates = '072003', '082003', '092003', '102003', '112003', '122003', so this is through the next Fall term.
3. Associate Graduates include 3 full academic years plus these graduation dates = '072005', '082005', so this includes the next 2 months of July and August.
4. AC Graduates include 4 full academic years plus these graduation dates = '072006', '082006', '092006', '102006', '112006', '122006', so this is through the next Fall term.
5. Baccalaureate Graduates include 6 full academic years plus these graduation dates = '072008', '082008', so this includes the next 2 months of July and August.
6. All counts of less than 10 are not shown due to FERPA

IPEDS/ADHE Graduation Rate Calculation by AGE

Cohort Year selected = 2004 and Time Period Covered = AFTER SIX (6) YEARS (from AY2004 thru AY2009) for Four-Year Universities for Ages 55 or Older.

#	IT	College	FICE	Cohort	Transfers		Bacc.		Adv. Cert.		Assoc.		Tech. Cert.		Cert. Prof.		Graduates		Retained		Success	
					#	%	#	%	#	%	#	%	#	%	#	%	#	%	#	%	#	%
1	1	ASUJ	001090			-		-		-		-		-		-		-		-		-
2	1	ATU	001089			-		50.0		-		-		50.0		-		100.0		-		100.0
3	1	HSU	001098			-		-		-		-		-		-		-		-		-
4	1	SAUM	001107			-		-		-		-		-		-		-		-		-
5	1	UAF	001108			-		-		-		-		-		-		-		-		-
6	1	UAFS	001110			-		-		-		-		-		-		-		-		-
7	1	UALR	001101			-		-		-		-		-		-		-		-		-
8	1	UAM	001085			-		25.0		-		-		25.0		-		50.0		-		50.0
9	1	UAMS	001109			-		-		-		-		-		-		-		-		-
10	1	UAPB	001086			-		-		-		-		-		-		-		-		-
11	1	UCA	001092			-		-		-		-		-		-		-		-		-
4-Year Universities						-		28.6		-		-		28.6		-		57.1		-		57.1

NOTES: When a student received more than one award, only the highest award was counted.

TIME PERIOD CONSIDERATIONS:

1. CP Graduates are counted from these graduation dates = '092003', '102003', '112003', '122003', '012004', '022004', '032004', '042004', '052004', so this is essentially through the Spring term.
2. TC Graduates include 1 full academic year plus these graduation dates = '072004', '082004', '092004', '102004', '112004', '122004', so this is through the next Fall term.
3. Associate Graduates include 3 full academic years plus these graduation dates = '072006', '082006', so this includes the next 2 months of July and August.
4. AC Graduates include 4 full academic years plus these graduation dates = '072007', '082007', '092007', '102007', '112007', '122007', so this is through the next Fall term.
5. Baccalaureate Graduates include 6 full academic years plus these graduation dates = '072009', '082009', so this includes the next 2 months of July and August.
6. All counts of less than 10 are not shown due to FERPA

IPEDS/ADHE Graduation Rate Calculation by AGE

Cohort Year selected = 2005 and Time Period Covered = AFTER SIX (6) YEARS (from AY2005 thru AY2010) for Four-Year Universities for Ages 55 or Older.

#	IT	College	FICE	Cohort	Transfers		Bacc.		Adv. Cert.		Assoc.		Tech. Cert.		Cert. Prof.		Graduates		Retained		Success	
					#	%	#	%	#	%	#	%	#	%	#	%	#	%	#	%	#	%
1	1	ASUJ	001090			-		-		-		-		-		-		-		-		-
2	1	ATU	001089			-		-		-		-		-		-		-		-		-
3	1	HSU	001098			-		-		-		-		-		-		-		-		-
4	1	SAUM	001107			-		-		-		-		-		-		-		-		-
5	1	UAF	001108			-		-		-		-		-		-		-		-		-
6	1	UAFS	001110			-		-		-		-		-		-		-		-		-
7	1	UALR	001101			-		-		-		-		-		-		-		-		-
8	1	UAM	001085			-		-		-		-		-		-		-		-		-
9	1	UAMS	001109			-		-		-		-		-		-		-		-		-
10	1	UAPB	001086			-		-		-		-		-		-		-		-		-
11	1	UCA	001092			-		-		-		-		-		-		-		-		-
4-Year Universities						-		-		-		-		-		-		-		-		-

NOTES: When a student received more than one award, only the highest award was counted.

TIME PERIOD CONSIDERATIONS:

1. CP Graduates are counted from these graduation dates = '092004', '102004', '112004', '122004', '012005', '022005', '032005', '042005', '052005', so this is essentially through the Spring term.
2. TC Graduates include 1 full academic year plus these graduation dates = '072005', '082005', '092005', '102005', '112005', '122005', so this is through the next Fall term.
3. Associate Graduates include 3 full academic years plus these graduation dates = '072007', '082007', so this includes the next 2 months of July and August.
4. AC Graduates include 4 full academic years plus these graduation dates = '072008', '082008', '092008', '102008', '112008', '122008', so this is through the next Fall term.
5. Baccalaureate Graduates include 6 full academic years plus these graduation dates = '072010', '082010', so this includes the next 2 months of July and August.
6. All counts of less than 10 are not shown due to FERPA

IPEDS/ADHE Graduation Rate Calculation by AGE

Cohort Year selected = 2006 and Time Period Covered = AFTER SIX (6) YEARS (from AY2006 thru AY2011) for Four-Year Universities for Ages 55 or Older.

#	IT	College	FICE	Cohort	Transfers		Bacc.		Adv. Cert.		Assoc.		Tech. Cert.		Cert. Prof.		Graduates		Retained		Success	
					#	%	#	%	#	%	#	%	#	%	#	%	#	%	#	%	#	%
1	1	ASUJ	001090			-		-		-		-		-		-		-		-		-
2	1	ATU	001089			-		-		-		-	100.0		-		100.0		-		-	100.0
3	1	HSU	001098			-		-		-		-			-		-		-		-	-
4	1	SAUM	001107			-		-		-		-			-		-		-		-	-
5	1	UAF	001108			-		-		-		-			-		-		-		-	-
6	1	UAFS	001110			-		-		-		-			-		-		-		-	-
7	1	UALR	001101			-		-		-		-			-		-		-		-	-
8	1	UAM	001085			-		-		-		-	25.0		-		25.0		-		-	25.0
9	1	UAMS	001109			-		-		-		-			-		-		-		-	-
10	1	UAPB	001086			-		-		-		-			-		-		-		-	-
11	1	UCA	001092			-		-		-		-			-		-		100.0		-	100.0
4-Year Universities						-		-		-		-	28.6		-		28.6		14.3		-	42.9

NOTES: When a student received more than one award, only the highest award was counted.

TIME PERIOD CONSIDERATIONS:

1. CP Graduates are counted from these graduation dates = '092005', '102005', '112005', '122005', '012006', '022006', '032006', '042006', '052006', so this is essentially through the Spring term.
2. TC Graduates include 1 full academic year plus these graduation dates = '072006', '082006', '092006', '102006', '112006', '122006', so this is through the next Fall term.
3. Associate Graduates include 3 full academic years plus these graduation dates = '072008', '082008', so this includes the next 2 months of July and August.
4. AC Graduates include 4 full academic years plus these graduation dates = '072009', '082009', '092009', '102009', '112009', '122009', so this is through the next Fall term.
5. Baccalaureate Graduates include 6 full academic years plus these graduation dates = '072011', '082011', so this includes the next 2 months of July and August.
6. All counts of less than 10 are not shown due to FERPA

IPEDS/ADHE Graduation Rate Calculation by AGE

Cohort Year selected = 2007 and Time Period Covered = AFTER SIX (6) YEARS (from AY2007 thru AY2012) for Four-Year Universities for Ages 55 or Older.

#	IT	College	FICE	Cohort	Transfers		Bacc.		Adv. Cert.		Assoc.		Tech. Cert.		Cert. Prof.		Graduates		Retained		Success	
					#	%	#	%	#	%	#	%	#	%	#	%	#	%	#	%	#	%
1	1	ASUJ	001090			-		-		-		-		-		-		-		-		-
2	1	ATU	001089			-		-		-		-		50.0		-		50.0		50.0		100.0
3	1	HSU	001098			-		-		-		-		-		-		-		-		-
4	1	SAUM	001107			-		-		-		-		-		-		-		-		-
5	1	UAF	001108			-		-		-		-		-		-		-		-		-
6	1	UAFS	001110			-		-		-		-		-		-		-		-		-
7	1	UALR	001101			-		-		-		-		-		-		-		-		-
8	1	UAM	001085			-		-		-		-		-		-		-		-		-
9	1	UAMS	001109			-		-		-		-		-		-		-		-		-
10	1	UAPB	001086			-		-		-		-		-		-		-		-		-
11	1	UCA	001092			-		-		-		-		-		-		-		-		-
4-Year Universities						-		-		-		-		33.3		-		33.3		33.3		66.7

NOTES: When a student received more than one award, only the highest award was counted.

TIME PERIOD CONSIDERATIONS:

1. CP Graduates are counted from these graduation dates = '092006', '102006', '112006', '122006', '012007', '022007', '032007', '042007', '052007', so this is essentially through the Spring term.
2. TC Graduates include 1 full academic year plus these graduation dates = '072007', '082007', '092007', '102007', '112007', '122007', so this is through the next Fall term.
3. Associate Graduates include 3 full academic years plus these graduation dates = '072009', '082009', so this includes the next 2 months of July and August.
4. AC Graduates include 4 full academic years plus these graduation dates = '072010', '082010', '092010', '102010', '112010', '122010', so this is through the next Fall term.
5. Baccalaureate Graduates include 6 full academic years plus these graduation dates = '072012', '082012', so this includes the next 2 months of July and August.
6. All counts of less than 10 are not shown due to FERPA

IPEDS/ADHE Graduation Rate Calculation by AGE

Cohort Year selected = 2006 and Time Period Covered = AFTER THREE (3) YEARS (from AY2006 thru AY2008) for Two-Year Colleges for Ages Less Than 18.

#	IT	College	FICE	Cohort	Transfers		Bacc.		Adv. Cert.		Assoc.		Tech. Cert.		Cert. Prof.		Graduates		Retained		Success		
					#	%	#	%	#	%	#	%	#	%	#	%	#	%	#	%	#	%	
1	2	ANC	012860	45		2.2		-		-		11.1		2.2		-		13.3		20.0		15	33.3
2	2	ASUB	001091	127	20	15.7		-		-	36	28.3		4.7		-	42	33.1	27	21.3		69	54.3
3	2	ASUMH	901090	27		22.2		-		-		14.8		-		-		14.8		25.9		11	40.7
4	2	ASUN	011949	15		13.3		-		-		13.3		6.7		-		20.0		6.7			26.7
5	2	BRTC	020522	41		22.0		-		-		4.9		17.1		-		22.0	12	29.3		21	51.2
6	2	CCCUA	022209	15		20.0		-		-		20.0		-		-		20.0		20.0			40.0
7	2	CotO	009976	30		23.3		-		-		10.0		6.7		3.3		20.0		13.3		10	33.3
8	2	EACC	012260	27		11.1		-		-		14.8		-		-		14.8		18.5			33.3
9	2	MSCC	023482	24		16.7		-		-		12.5		-		-		12.5		20.8			33.3
10	2	NAC	012261	78	12	15.4		-		-	17	21.8		2.6		-	19	24.4		9.0		26	33.3
11	2	NPCC	012105	47		6.4		-		-		14.9		2.1		-		17.0	11	23.4		19	40.4
12	2	NWACC	030633	86	14	16.3		-		-		3.5		-		-		3.5	25	29.1		28	32.6
13	2	OZC	020870	21		-		-		-		14.3		-		-		14.3		14.3			28.6
14	2	PCCUA	001104	34		8.8		-		-		20.6		-		-		20.6		20.6		14	41.2
15	2	PTC	020753	126	17	13.5		-		-		6.3		6.3		0.8	17	13.5	28	22.2		45	35.7
16	2	RMCC	021111	16		-		-		-		12.5		-		-		12.5		18.8			31.3
17	2	SACC	020746	12		-		-		-		-		-		-		-		50.0			50.0
18	2	SAUT	007738	14		14.3		-		-		42.9		-		-		42.9		21.4			64.3
19	2	SEAC	005707	22		4.5		-		-		13.6		-		-		13.6		22.7			36.4
20	2	UACCB	020735	20		10.0		-		-		15.0		-		-		15.0		30.0			45.0
21	2	UACCH	005732	21		19.0		-		-		28.6		4.8		-		33.3		9.5			42.9
22	2	UACCM	005245	60		10.0		-		-		8.3		-		-		8.3	15	25.0		20	33.3
2-Year Colleges				908	119	13.1		-		-	132	14.5	29	3.2		0.2	163	18.0	194	21.4	357	39.3	

NOTES: When a student received more than one award, only the highest award was counted.

TIME PERIOD CONSIDERATIONS:

1. CP Graduates are counted from these graduation dates = '092005', '102005', '112005', '122005', '012006', '022006', '032006', '042006', '052006', so this is essentially through the Spring term.
2. TC Graduates include 1 full academic year plus these graduation dates = '072006', '082006', '092006', '102006', '112006', '122006', so this is through the next Fall term.
3. Associate Graduates include 3 full academic years plus these graduation dates = '072008', '082008', so this includes the next 2 months of July and August.
4. AC Graduates include 4 full academic years plus these graduation dates = '072009', '082009', '092009', '102009', '112009', '122009', so this is through the next Fall term.
5. Baccalaureate Graduates include 6 full academic years plus these graduation dates = '072011', '082011', so this includes the next 2 months of July and August.
6. All counts of less than 10 are not shown due to FERPA

IPEDS/ADHE Graduation Rate Calculation by AGE

Cohort Year selected = 2007 and Time Period Covered = AFTER THREE (3) YEARS (from AY2007 thru AY2009) for Two-Year Colleges for Ages Less Than 18.

#	IT	College	FICE	Cohort	Transfers		Bacc.		Adv. Cert.		Assoc.		Tech. Cert.		Cert. Prof.		Graduates		Retained		Success		
					#	%	#	%	#	%	#	%	#	%	#	%	#	%	#	%	#	%	
1	2	ANC	012860	34		11.8						17.6		2.9				20.6		5.9		26.5	
2	2	ASUB	001091	123	18	14.6					16	13.0		6.5			24	19.5	15	12.2		39	31.7
3	2	ASUMH	901090	24		4.2					10	41.7		-			10	41.7		16.7		14	58.3
4	2	ASUN	011949	27		11.1						22.2		3.7				25.9		18.5		12	44.4
5	2	BRTC	020522	38		15.8						13.2		7.9				21.1		15.8		14	36.8
6	2	CCCUA	022209			-						33.3		-				33.3		22.2			55.6
7	2	CotO	009976	32		21.9						12.5		6.3		6.3		25.0		9.4		11	34.4
8	2	EACC	012260	41		22.0						4.9		-				4.9		19.5		10	24.4
9	2	MSCC	023482	21		23.8						9.5		-				9.5		38.1		10	47.6
10	2	NAC	012261	63		12.7					11	17.5		4.8			14	22.2		14.3		23	36.5
11	2	NPCC	012105	23		8.7						4.3		-				4.3		4.3			8.7
12	2	NWACC	030633	88		8.0						10.2		-		1.1	10	11.4	34	38.6		44	50.0
13	2	OZC	020870	26		19.2						23.1		-				23.1		15.4		10	38.5
14	2	PCCUA	001104	26		15.4						7.7		3.8				11.5		15.4			26.9
15	2	PTC	020753	98	22	22.4					11	11.2		3.1		1.0	15	15.3	26	26.5		41	41.8
16	2	RMCC	021111	27	10	37.0						22.2		3.7				25.9		-			25.9
17	2	SACC	020746	22		-						4.5		4.5		4.5		13.6		36.4		11	50.0
18	2	SAUT	007738	20		10.0						20.0		-				20.0		10.0			30.0
19	2	SEAC	005707	27		7.4						7.4		-				7.4		33.3		11	40.7
20	2	UACCB	020735	31		9.7						22.6		3.2				25.8		25.8		16	51.6
21	2	UACCH	005732	27		18.5						7.4		-		3.7		11.1		22.2			33.3
22	2	UACCM	005245	79	15	19.0					15	19.0		1.3		1.3	17	21.5	12	15.2		29	36.7
2-Year Colleges				906	138	15.2						131	14.5	26	2.9		0.8	164	18.1	176	19.4	340	37.5

NOTES: When a student received more than one award, only the highest award was counted.

TIME PERIOD CONSIDERATIONS:

1. CP Graduates are counted from these graduation dates = '092006', '102006', '112006', '122006', '012007', '022007', '032007', '042007', '052007', so this is essentially through the Spring term.
2. TC Graduates include 1 full academic year plus these graduation dates = '072007', '082007', '092007', '102007', '112007', '122007', so this is through the next Fall term.
3. Associate Graduates include 3 full academic years plus these graduation dates = '072009', '082009', so this includes the next 2 months of July and August.
4. AC Graduates include 4 full academic years plus these graduation dates = '072010', '082010', '092010', '102010', '112010', '122010', so this is through the next Fall term.
5. Baccalaureate Graduates include 6 full academic years plus these graduation dates = '072012', '082012', so this includes the next 2 months of July and August.
6. All counts of less than 10 are not shown due to FERPA

IPEDS/ADHE Graduation Rate Calculation by AGE

Cohort Year selected = 2008 and Time Period Covered = AFTER THREE (3) YEARS (from AY2008 thru AY2010) for Two-Year Colleges for Ages Less Than 18.

#	IT	College	FICE	Cohort	Transfers		Bacc.		Adv. Cert.		Assoc.		Tech. Cert.		Cert. Prof.		Graduates		Retained		Success		
					#	%	#	%	#	%	#	%	#	%	#	%	#	%	#	%	#	%	
1	2	ANC	012860	39		17.9		-		-		23.1		2.6		-		10	25.6		17.9	17	43.6
2	2	ASUB	001091	148	19	12.8		-		-	41	27.7		2.0		-		44	29.7	28	18.9	72	48.6
3	2	ASUMH	901090	36		13.9		-		-		25.0		-		2.8		10	27.8		8.3	13	36.1
4	2	ASUN	011949	19		10.5		-		-		26.3		-		-			26.3		15.8		42.1
5	2	BRTC	020522	41		4.9		-		-		12.2		14.6		-		11	26.8		19.5	19	46.3
6	2	CCCUA	022209	21		23.8		-		-		9.5		9.5		-			19.0		19.0		38.1
7	2	CotO	009976	25		24.0		-		-		8.0		4.0		-			12.0		12.0		24.0
8	2	EACC	012260	39		15.4		-		-		12.8		-		-			12.8		20.5	13	33.3
9	2	MSCC	023482	20		15.0		-		-		5.0		-		-			5.0		25.0		30.0
10	2	NAC	012261	66		10.6		-		-	12	18.2		-		-		12	18.2	20	30.3	32	48.5
11	2	NPCC	012105	41		17.1		-		-		12.2		2.4		-			14.6		22.0	15	36.6
12	2	NWACC	030633	107	14	13.1		-		-	15	14.0		-		-		15	14.0	34	31.8	49	45.8
13	2	OZC	020870	31		6.5		-		-		6.5		-		-			6.5		22.6		29.0
14	2	PCCUA	001104	17		29.4		-		-		17.6		-		-			17.6		23.5		41.2
15	2	PTC	020753	110	11	10.0		-		-	12	10.9		5.5		-		18	16.4	32	29.1	50	45.5
16	2	RMCC	021111	25		8.0		-		-		24.0		-		-			24.0		16.0	10	40.0
17	2	SACC	020746	19		15.8		-		-		5.3		-		-			5.3		31.6		36.8
18	2	SAUT	007738	17		11.8		-		-		11.8		-		-			11.8		17.6		29.4
19	2	SEAC	005707	26		15.4		-		-		3.8		3.8		-			7.7		30.8	10	38.5
20	2	UACCB	020735	20		15.0		-		-		5.0		-		15.0			20.0		25.0		45.0
21	2	UACCH	005732	24		4.2		-		-		16.7		4.2		8.3			29.2		12.5	10	41.7
22	2	UACCM	005245	69		10.1		-		-	17	24.6		1.4		-		18	26.1	16	23.2	34	49.3
2-Year Colleges				960	123	12.8		-		-	160	16.7	23	2.4		0.6		189	19.7	220	22.9	409	42.6

NOTES: When a student received more than one award, only the highest award was counted.

TIME PERIOD CONSIDERATIONS:

1. CP Graduates are counted from these graduation dates = '092007', '102007', '112007', '122007', '012008', '022008', '032008', '042008', '052008', so this is essentially through the Spring term.
2. TC Graduates include 1 full academic year plus these graduation dates = '072008', '082008', '092008', '102008', '112008', '122008', so this is through the next Fall term.
3. Associate Graduates include 3 full academic years plus these graduation dates = '072010', '082010', so this includes the next 2 months of July and August.
4. AC Graduates include 4 full academic years plus these graduation dates = '072011', '082011', '092011', '102011', '112011', '122011', so this is through the next Fall term.
5. Baccalaureate Graduates include 6 full academic years plus these graduation dates = '072013', '082013', so this includes the next 2 months of July and August.
6. All counts of less than 10 are not shown due to FERPA

IPEDS/ADHE Graduation Rate Calculation by AGE

Cohort Year selected = 2009 and Time Period Covered = AFTER THREE (3) YEARS (from AY2009 thru AY2011) for Two-Year Colleges for Ages Less Than 18.

#	IT	College	FICE	Cohort	Transfers		Bacc.		Adv. Cert.		Assoc.		Tech. Cert.		Cert. Prof.		Graduates		Retained		Success		
					#	%	#	%	#	%	#	%	#	%	#	%	#	%	#	%	#	%	
1	2	ANC	012860	32		9.4						21.9		9.4				10	31.3		21.9	17	53.1
2	2	ASUB	001091	144	20	13.9					31	21.5		4.9		1.4		40	27.8	21	14.6	61	42.4
3	2	ASUMH	901090	37		16.2					11	29.7				5.4		13	35.1		16.2	19	51.4
4	2	ASUN	011949	18		11.1						11.1		16.7					27.8		11.1		38.9
5	2	BRTC	020522	53		5.7						15.1		9.4				13	24.5	13	24.5	26	49.1
6	2	CCCUA	022209	13		15.4										7.7			7.7		46.2		53.8
7	2	CotO	009976	22		22.7						18.2				4.5			22.7		9.1		31.8
8	2	EACC	012260	46		10.9					10	21.7						10	21.7	15	32.6	25	54.3
9	2	MSCC	023482	27		14.8						3.7							3.7		25.9		29.6
10	2	NAC	012261	83		7.2					12	14.5		1.2		1.2		14	16.9	19	22.9	33	39.8
11	2	NPCC	012105	48		8.3						10.4		4.2		2.1			16.7	11	22.9	19	39.6
12	2	NWACC	030633	106	11	10.4					16	15.1						16	15.1	39	36.8	55	51.9
13	2	OZC	020870	18		16.7						22.2		5.6					27.8				27.8
14	2	PCCUA	001104	29		10.3						20.7							20.7		24.1	13	44.8
15	2	PTC	020753	130	14	10.8					19	14.6		3.8				24	18.5	42	32.3	66	50.8
16	2	RMCC	021111	18		16.7						11.1							11.1		16.7		27.8
17	2	SACC	020746	35		8.6						8.6							8.6	11	31.4	14	40.0
18	2	SAUT	007738	34		14.7						17.6		2.9		5.9			26.5		8.8	12	35.3
19	2	SEAC	005707	21		14.3						4.8				9.5			14.3		42.9	12	57.1
20	2	UACCB	020735	28		14.3						25.0				7.1			32.1		21.4	15	53.6
21	2	UACCH	005732	19		10.5						10.5		5.3					15.8		36.8	10	52.6
22	2	UACCM	005245	80		11.3					13	16.3						13	16.3	17	21.3	30	37.5
2-Year Colleges				1,041	120	11.5					170	16.3	29	2.8	14	1.3	213	20.5	253	24.3	466	44.8	

NOTES: When a student received more than one award, only the highest award was counted.

TIME PERIOD CONSIDERATIONS:

1. CP Graduates are counted from these graduation dates = '092008', '102008', '112008', '122008', '012009', '022009', '032009', '042009', '052009', so this is essentially through the Spring term.
2. TC Graduates include 1 full academic year plus these graduation dates = '072009', '082009', '092009', '102009', '112009', '122009', so this is through the next Fall term.
3. Associate Graduates include 3 full academic years plus these graduation dates = '072011', '082011', so this includes the next 2 months of July and August.
4. AC Graduates include 4 full academic years plus these graduation dates = '072012', '082012', '092012', '102012', '112012', '122012', so this is through the next Fall term.
5. Baccalaureate Graduates include 6 full academic years plus these graduation dates = '072014', '082014', so this includes the next 2 months of July and August.
6. All counts of less than 10 are not shown due to FERPA

IPEDS/ADHE Graduation Rate Calculation by AGE

Cohort Year selected = 2010 and Time Period Covered = AFTER THREE (3) YEARS (from AY2010 thru AY2012) for Two-Year Colleges for Ages Less Than 18.

#	IT	College	FICE	Cohort	Transfers		Bacc.		Adv. Cert.		Assoc.		Tech. Cert.		Cert. Prof.		Graduates		Retained		Success		
					#	%	#	%	#	%	#	%	#	%	#	%	#	%	#	%	#	%	
1	2	ANC	012860	40		12.5						20.0		5.0				10	25.0	12	30.0	22	55.0
2	2	ASUB	001091	146	14	9.6					35	24.0		2.1		1.4		40	27.4	35	24.0	75	51.4
3	2	ASUMH	901090	37		10.8					11	29.7				10.8		15	40.5		8.1	18	48.6
4	2	ASUN	011949	18		5.6						16.7		16.7					33.3		16.7		50.0
5	2	BRTC	020522	62		3.2						9.7		1.6		1.6			12.9	18	29.0	26	41.9
6	2	CCCUA	022209	21		9.5						14.3		9.5					23.8		23.8	10	47.6
7	2	CotO	009976	19		5.3						5.3		15.8		10.5			31.6		26.3	11	57.9
8	2	EACC	012260	34		26.5						2.9							2.9	10	29.4	11	32.4
9	2	MSCC	023482	28		7.1										3.6			3.6		28.6		32.1
10	2	NAC	012261	86		9.3						9.3		4.7				12	14.0	21	24.4	33	38.4
11	2	NPCC	012105	77		9.1						10.4		1.3					11.7	22	28.6	31	40.3
12	2	NWACC	030633	103	16	15.5					21	20.4						21	20.4	26	25.2	47	45.6
13	2	OZC	020870	21		19.0						19.0							19.0		19.0		38.1
14	2	PCCUA	001104	34		20.6						17.6							17.6		20.6	13	38.2
15	2	PTC	020753	148	15	10.1					17	11.5		2.0		0.7		21	14.2	46	31.1	67	45.3
16	2	RMCC	021111	14		7.1						7.1							7.1		21.4		28.6
17	2	SACC	020746	12		-						-							-		41.7		41.7
18	2	SAUT	007738	27		7.4					10	37.0		3.7		3.7		12	44.4		14.8	16	59.3
19	2	SEAC	005707	36		16.7						16.7				5.6			22.2		8.3	11	30.6
20	2	UACCB	020735	48		12.5						16.7				8.3		12	25.0		16.7	20	41.7
21	2	UACCH	005732	17		17.6						5.9							5.9		17.6		23.5
22	2	UACCM	005245	81	13	16.0					16	19.8				1.2		17	21.0	13	16.0	30	37.0
2-Year Colleges				1,109	128	11.5					174	15.7		23	2.1	19	1.7	216	19.5	264	23.8	480	43.3

NOTES: When a student received more than one award, only the highest award was counted.

TIME PERIOD CONSIDERATIONS:

1. CP Graduates are counted from these graduation dates = '092009', '102009', '112009', '122009', '012010', '022010', '032010', '042010', '052010', so this is essentially through the Spring term.
2. TC Graduates include 1 full academic year plus these graduation dates = '072010', '082010', '092010', '102010', '112010', '122010', so this is through the next Fall term.
3. Associate Graduates include 3 full academic years plus these graduation dates = '072012', '082012', so this includes the next 2 months of July and August.
4. AC Graduates include 4 full academic years plus these graduation dates = '072013', '082013', '092013', '102013', '112013', '122013', so this is through the next Fall term.
5. Baccalaureate Graduates include 6 full academic years plus these graduation dates = '072015', '082015', so this includes the next 2 months of July and August.
6. All counts of less than 10 are not shown due to FERPA

IPEDS/ADHE Graduation Rate Calculation by AGE

Cohort Year selected = 2006 and Time Period Covered = AFTER THREE (3) YEARS (from AY2006 thru AY2008) for Two-Year Colleges for Ages 18-19.

#	IT	College	FICE	Cohort	Transfers		Bacc.		Adv. Cert.		Assoc.		Tech. Cert.		Cert. Prof.		Graduates		Retained		Success	
					#	%	#	%	#	%	#	%	#	%	#	%	#	%	#	%	#	%
1	2	ANC	012860	192	10	5.2					26	13.5		4.2			34	17.7	43	22.4	77	40.1
2	2	ASUB	001091	448	71	15.8					102	22.8	23	5.1		0.9	129	28.8	80	17.9	209	46.7
3	2	ASUMH	901090	97	13	13.4					23	23.7		1.0		1.0	25	25.8	11	11.3	36	37.1
4	2	ASUN	011949	49		4.1					14.3		14.3				14	28.6	10	20.4	24	49.0
5	2	BRTC	020522	180	18	10.0					14	7.8	14	7.8		2.2	32	17.8	45	25.0	77	42.8
6	2	CCCUA	022209	54		14.8					16.7		1.9				10	18.5	19	35.2	29	53.7
7	2	CotO	009976	82	16	19.5					11	13.4		3.7			14	17.1	10	12.2	24	29.3
8	2	EACC	012260	140	14	10.0					26	18.6					26	18.6	33	23.6	59	42.1
9	2	MSCC	023482	73		8.2					6.8						6.8		24	32.9	29	39.7
10	2	NAC	012261	219	41	18.7					35	16.0	14	6.4			49	22.4	24	11.0	73	33.3
11	2	NPCC	012105	147	19	12.9					12	8.2		2.7			16	10.9	33	22.4	49	33.3
12	2	NWACC	030633	342	49	14.3					29	8.5				0.3	30	8.8	107	31.3	137	40.1
13	2	OZC	020870	72	12	16.7					11	15.3		1.4			12	16.7	10	13.9	22	30.6
14	2	PCCUA	001104	106	24	22.6					12	11.3					12	11.3	20	18.9	32	30.2
15	2	PTC	020753	421	60	14.3					42	10.0	14	3.3			56	13.3	110	26.1	166	39.4
16	2	RMCC	021111	66	13	19.7					10	15.2		1.5			11	16.7		10.6	18	27.3
17	2	SACC	020746	43		11.6					9.3						9.3		10	23.3	14	32.6
18	2	SAUT	007738	56		14.3					12.5					1.8	14.3			12.5	15	26.8
19	2	SEAC	005707	78		10.3					9.0		1.3				10.3		20	25.6	28	35.9
20	2	UACCB	020735	62		12.9					11.3						11.3		23	37.1	30	48.4
21	2	UACCH	005732	101	10	9.9					7.9		5.9		5.0		19	18.8	28	27.7	47	46.5
22	2	UACCM	005245	251	45	17.9					21	8.4		1.2		0.4	25	10.0	51	20.3	76	30.3
2-Year Colleges				3,279	460	14.0					428	13.1	101	3.1	17	0.5	546	16.7	725	22.1	1,271	38.8

NOTES: When a student received more than one award, only the highest award was counted.

TIME PERIOD CONSIDERATIONS:

1. CP Graduates are counted from these graduation dates = '092005', '102005', '112005', '122005', '012006', '022006', '032006', '042006', '052006', so this is essentially through the Spring term.
2. TC Graduates include 1 full academic year plus these graduation dates = '072006', '082006', '092006', '102006', '112006', '122006', so this is through the next Fall term.
3. Associate Graduates include 3 full academic years plus these graduation dates = '072008', '082008', so this includes the next 2 months of July and August.
4. AC Graduates include 4 full academic years plus these graduation dates = '072009', '082009', '092009', '102009', '112009', '122009', so this is through the next Fall term.
5. Baccalaureate Graduates include 6 full academic years plus these graduation dates = '072011', '082011', so this includes the next 2 months of July and August.
6. All counts of less than 10 are not shown due to FERPA

IPEDS/ADHE Graduation Rate Calculation by AGE

Cohort Year selected = 2007 and Time Period Covered = AFTER THREE (3) YEARS (from AY2007 thru AY2009) for Two-Year Colleges for Ages 18-19.

#	IT	College	FICE	Cohort	Transfers		Bacc.		Adv. Cert.		Assoc.		Tech. Cert.		Cert. Prof.		Graduates		Retained		Success	
					#	%	#	%	#	%	#	%	#	%	#	%	#	%	#	%	#	%
1	2	ANC	012860	164	16	9.8					24	14.6		5.5			33	20.1	33	20.1	66	40.2
2	2	ASUB	001091	451	61	13.5					107	23.7	24	5.3		0.7	134	29.7	78	17.3	212	47.0
3	2	ASUMH	901090	107	18	16.8					18	16.8		1.9		3.7	24	22.4	23	21.5	47	43.9
4	2	ASUN	011949	67	11	16.4					17	25.4		9.0		-	23	34.3	12	17.9	35	52.2
5	2	BRTC	020522	191	27	14.1					14	7.3	20	10.5		0.5	35	18.3	39	20.4	74	38.7
6	2	CCCUA	022209	45	10	22.2						8.9				-	8.9	12	26.7	16	35.6	
7	2	CotO	009976	88	21	23.9					11	12.5		2.3		-	13	14.8	16	18.2	29	33.0
8	2	EACC	012260	139	23	16.5					15	10.8		0.7		-	16	11.5	26	18.7	42	30.2
9	2	MSCC	023482	92		9.8						4.3				-	4.3	20	21.7	24	26.1	
10	2	NAC	012261	216	31	14.4					41	19.0	12	5.6		-	53	24.5	36	16.7	89	41.2
11	2	NPCC	012105	136	14	10.3					13	9.6		4.4		0.7	20	14.7	35	25.7	55	40.4
12	2	NWACC	030633	376	56	14.9					28	7.4				0.3	29	7.7	114	30.3	143	38.0
13	2	OZC	020870	66		12.1					12	18.2				-	12	18.2	11	16.7	23	34.8
14	2	PCCUA	001104	62		8.1					10	16.1				-	10	16.1	20	32.3	30	48.4
15	2	PTC	020753	340	48	14.1					39	11.5	13	3.8		0.6	54	15.9	85	25.0	139	40.9
16	2	RMCC	021111	73		11.0					14	19.2				-	14	19.2	18	24.7	32	43.8
17	2	SACC	020746	43		18.6						4.7		2.3		-	7.0	18	41.9	21	48.8	
18	2	SAUT	007738	54		13.0						11.1				3.7	14.8	12	22.2	20	37.0	
19	2	SEAC	005707	81	10	12.3						4.9		1.2		-	6.2	22	27.2	27	33.3	
20	2	UACCB	020735	88	11	12.5					16	18.2				1.1	17	19.3	28	31.8	45	51.1
21	2	UACCH	005732	89	11	12.4					12	13.5		4.5		2.2	18	20.2	21	23.6	39	43.8
22	2	UACCM	005245	248	46	18.5					30	12.1				0.4	31	12.5	41	16.5	72	29.0
2-Year Colleges				3,216	459	14.3					441	13.7	101	3.1	18	0.6	560	17.4	720	22.4	1,280	39.8

NOTES: When a student received more than one award, only the highest award was counted.

TIME PERIOD CONSIDERATIONS:

1. CP Graduates are counted from these graduation dates = '092006', '102006', '112006', '122006', '012007', '022007', '032007', '042007', '052007', so this is essentially through the Spring term.
2. TC Graduates include 1 full academic year plus these graduation dates = '072007', '082007', '092007', '102007', '112007', '122007', so this is through the next Fall term.
3. Associate Graduates include 3 full academic years plus these graduation dates = '072009', '082009', so this includes the next 2 months of July and August.
4. AC Graduates include 4 full academic years plus these graduation dates = '072010', '082010', '092010', '102010', '112010', '122010', so this is through the next Fall term.
5. Baccalaureate Graduates include 6 full academic years plus these graduation dates = '072012', '082012', so this includes the next 2 months of July and August.
6. All counts of less than 10 are not shown due to FERPA

IPEDS/ADHE Graduation Rate Calculation by AGE

Cohort Year selected = 2008 and Time Period Covered = AFTER THREE (3) YEARS (from AY2008 thru AY2010) for Two-Year Colleges for Ages 18-19.

#	IT	College	FICE	Cohort	Transfers		Bacc.		Adv. Cert.		Assoc.		Tech. Cert.		Cert. Prof.		Graduates		Retained		Success	
					#	%	#	%	#	%	#	%	#	%	#	%	#	%	#	%	#	%
1	2	ANC	012860	180	13	7.2					24	13.3		2.2			28	15.6	45	25.0	73	40.6
2	2	ASUB	001091	447	49	11.0					102	22.8	17	3.8		1.6	126	28.2	91	20.4	217	48.5
3	2	ASUMH	901090	103		6.8					22	21.4		1.9		2.9	27	26.2	25	24.3	52	50.5
4	2	ASUN	011949	59		13.6					10	16.9		11.9		-	17	28.8	11	18.6	28	47.5
5	2	BRTC	020522	211	24	11.4					22	10.4	24	11.4		1.4	49	23.2	51	24.2	100	47.4
6	2	CCCUA	022209	74	14	18.9						8.1		1.4		5.4	11	14.9	21	28.4	32	43.2
7	2	CotO	009976	85	10	11.8					16	18.8		10.6		-	25	29.4	11	12.9	36	42.4
8	2	EACC	012260	144	21	14.6					16	11.1		0.7		-	17	11.8	46	31.9	63	43.8
9	2	MSCC	023482	102		7.8					12	11.8		-		-	12	11.8	25	24.5	37	36.3
10	2	NAC	012261	252	34	13.5					29	11.5	12	4.8		1.2	44	17.5	47	18.7	91	36.1
11	2	NPCC	012105	154	17	11.0					14	9.1		3.9		-	20	13.0	49	31.8	69	44.8
12	2	NWACC	030633	414	62	15.0					45	10.9		-		0.2	46	11.1	137	33.1	183	44.2
13	2	OZC	020870	87	10	11.5					15	17.2		-		1.1	16	18.4	23	26.4	39	44.8
14	2	PCCUA	001104	60		15.0						15.0		1.7		-	10	16.7		15.0	19	31.7
15	2	PTC	020753	398	48	12.1					28	7.0	17	4.3		0.8	48	12.1	119	29.9	167	42.0
16	2	RMCC	021111	63	14	22.2						11.1		3.2		-		14.3		12.7	17	27.0
17	2	SACC	020746	80	10	12.5						8.8		1.3		3.8	11	13.8	24	30.0	35	43.8
18	2	SAUT	007738	113	10	8.8					25	22.1		0.9		0.9	27	23.9	21	18.6	48	42.5
19	2	SEAC	005707	98		5.1						7.1		1.0		-		8.2	39	39.8	47	48.0
20	2	UACCB	020735	106	21	19.8					10	9.4		-	14	13.2	24	22.6	18	17.0	42	39.6
21	2	UACCH	005732	123	11	8.9					17	13.8		1.6		0.8	20	16.3	33	26.8	53	43.1
22	2	UACCM	005245	330	43	13.0					61	18.5		0.9		0.6	66	20.0	66	20.0	132	40.0
2-Year Colleges				3,683	448	12.2					504	13.7	111	3.0	46	1.2	661	17.9	919	25.0	1,580	42.9

NOTES: When a student received more than one award, only the highest award was counted.

TIME PERIOD CONSIDERATIONS:

1. CP Graduates are counted from these graduation dates = '092007', '102007', '112007', '122007', '012008', '022008', '032008', '042008', '052008', so this is essentially through the Spring term.
2. TC Graduates include 1 full academic year plus these graduation dates = '072008', '082008', '092008', '102008', '112008', '122008', so this is through the next Fall term.
3. Associate Graduates include 3 full academic years plus these graduation dates = '072010', '082010', so this includes the next 2 months of July and August.
4. AC Graduates include 4 full academic years plus these graduation dates = '072011', '082011', '092011', '102011', '112011', '122011', so this is through the next Fall term.
5. Baccalaureate Graduates include 6 full academic years plus these graduation dates = '072013', '082013', so this includes the next 2 months of July and August.
6. All counts of less than 10 are not shown due to FERPA

IPEDS/ADHE Graduation Rate Calculation by AGE

Cohort Year selected = 2009 and Time Period Covered = AFTER THREE (3) YEARS (from AY2009 thru AY2011) for Two-Year Colleges for Ages 18-19.

#	IT	College	FICE	Cohort	Transfers		Bacc.		Adv. Cert.		Assoc.		Tech. Cert.		Cert. Prof.		Graduates		Retained		Success	
					#	%	#	%	#	%	#	%	#	%	#	%	#	%	#	%	#	%
1	2	ANC	012860	166	13	7.8					29	17.5	11	6.6			40	24.1	40	24.1	80	48.2
2	2	ASUB	001091	513	64	12.5					121	23.6	22	4.3	13	2.5	156	30.4	104	20.3	260	50.7
3	2	ASUMH	901090	138	11	8.0					37	26.8		0.7		4.3	44	31.9	23	16.7	67	48.6
4	2	ASUN	011949	89		10.1					10.1		15	16.9		4.5	28	31.5	10	11.2	38	42.7
5	2	BRTC	020522	211	29	13.7					22	10.4	21	10.0		0.9	45	21.3	44	20.9	89	42.2
6	2	CCCUA	022209	79		6.3					10	12.7		5.1		2.5	16	20.3	21	26.6	37	46.8
7	2	CotO	009976	87	14	16.1					18	20.7				1.1	19	21.8	21	24.1	40	46.0
8	2	EACC	012260	120	15	12.5					15	12.5					15	12.5	34	28.3	49	40.8
9	2	MSCC	023482	93	13	14.0					13	14.0					13	14.0	19	20.4	32	34.4
10	2	NAC	012261	273	27	9.9					33	12.1		2.2		0.4	40	14.7	50	18.3	90	33.0
11	2	NPCC	012105	170	18	10.6					22	12.9		2.9		0.6	28	16.5	47	27.6	75	44.1
12	2	NWACC	030633	436	39	8.9					40	9.2					40	9.2	145	33.3	185	42.4
13	2	OZC	020870	85		10.6					12	14.1				1.2	13	15.3	29	34.1	42	49.4
14	2	PCCUA	001104	84		10.7					17	20.2		2.4			19	22.6	24	28.6	43	51.2
15	2	PTC	020753	414	36	8.7					56	13.5		2.2		0.7	68	16.4	130	31.4	198	47.8
16	2	RMCC	021111	68		11.8					16	23.5					16	23.5		13.2	25	36.8
17	2	SACC	020746	77		6.5					7.8						7.8		29	37.7	35	45.5
18	2	SAUT	007738	113	14	12.4					33	29.2		5.3		3.5	43	38.1	17	15.0	60	53.1
19	2	SEAC	005707	81		1.2					1.2			1.2		6.2	8.6		22	27.2	29	35.8
20	2	UACCB	020735	114	32	28.1					20	17.5				6.1	27	23.7	15	13.2	42	36.8
21	2	UACCH	005732	70	10	14.3					10	14.3		4.3		1.4	14	20.0	21	30.0	35	50.0
22	2	UACCM	005245	308	30	9.7					69	22.4		0.6		1.3	75	24.4	52	16.9	127	41.2
2-Year Colleges				3,789	411	10.8					609	16.1	108	2.9	55	1.5	772	20.4	906	23.9	1,678	44.3

NOTES: When a student received more than one award, only the highest award was counted.

TIME PERIOD CONSIDERATIONS:

1. CP Graduates are counted from these graduation dates = '092008', '102008', '112008', '122008', '012009', '022009', '032009', '042009', '052009', so this is essentially through the Spring term.
2. TC Graduates include 1 full academic year plus these graduation dates = '072009', '082009', '092009', '102009', '112009', '122009', so this is through the next Fall term.
3. Associate Graduates include 3 full academic years plus these graduation dates = '072011', '082011', so this includes the next 2 months of July and August.
4. AC Graduates include 4 full academic years plus these graduation dates = '072012', '082012', '092012', '102012', '112012', '122012', so this is through the next Fall term.
5. Baccalaureate Graduates include 6 full academic years plus these graduation dates = '072014', '082014', so this includes the next 2 months of July and August.
6. All counts of less than 10 are not shown due to FERPA

IPEDS/ADHE Graduation Rate Calculation by AGE

Cohort Year selected = 2010 and Time Period Covered = AFTER THREE (3) YEARS (from AY2010 thru AY2012) for Two-Year Colleges for Ages 18-19.

#	IT	College	FICE	Cohort	Transfers		Bacc.		Adv. Cert.		Assoc.		Tech. Cert.		Cert. Prof.		Graduates		Retained		Success	
					#	%	#	%	#	%	#	%	#	%	#	%	#	%	#	%	#	%
1	2	ANC	012860	217	15	6.9					23	10.6		2.3		1.4	31	14.3	54	24.9	85	39.2
2	2	ASUB	001091	625	87	13.9					150	24.0	27	4.3	13	2.1	190	30.4	111	17.8	301	48.2
3	2	ASUMH	901090	114		7.9					33	28.9			12	10.5	45	39.5	19	16.7	64	56.1
4	2	ASUN	011949	96		7.3					7.3	13	13.5		5.2		25	26.0	11	11.5	36	37.5
5	2	BRTC	020522	254	42	16.5					36	14.2	14	5.5		0.8	52	20.5	55	21.7	107	42.1
6	2	CCCUA	022209	88	18	20.5					10	11.4		4.5		5.7	19	21.6	15	17.0	34	38.6
7	2	CotO	009976	54		5.6					11.1		9.3		3.7		13	24.1		9.3	18	33.3
8	2	EACC	012260	163	23	14.1					15	9.2			0.6		16	9.8	38	23.3	54	33.1
9	2	MSCC	023482	109	13	11.9					3.7						3.7	33	30.3		37	33.9
10	2	NAC	012261	300	49	16.3					44	14.7		1.7		1.7	54	18.0	62	20.7	116	38.7
11	2	NPCC	012105	250	34	13.6					29	11.6		2.4		0.8	37	14.8	59	23.6	96	38.4
12	2	NWACC	030633	467	76	16.3					51	10.9			0.2		52	11.1	151	32.3	203	43.5
13	2	OZC	020870	91	10	11.0					16	17.6					16	17.6	16	17.6	32	35.2
14	2	PCCUA	001104	124	18	14.5					18	14.5		1.6			20	16.1	37	29.8	57	46.0
15	2	PTC	020753	487	66	13.6					43	8.8		1.8		0.6	55	11.3	144	29.6	199	40.9
16	2	RMCC	021111	91		7.7					16	17.6					16	17.6	23	25.3	39	42.9
17	2	SACC	020746	62		9.7					12.9						12.9	21	33.9		29	46.8
18	2	SAUT	007738	106	12	11.3					17	16.0		1.9		6.6	26	24.5	11	10.4	37	34.9
19	2	SEAC	005707	113		4.4					7.1				15	13.3	23	20.4	23	20.4	46	40.7
20	2	UACCB	020735	154	22	14.3					33	21.4			16	10.4	49	31.8	20	13.0	69	44.8
21	2	UACCH	005732	113		5.3					17	15.0		0.9		3.5	22	19.5	22	19.5	44	38.9
22	2	UACCM	005245	376	45	12.0					67	17.8		0.3		0.8	71	18.9	56	14.9	127	33.8
2-Year Colleges				4,454	573	12.9					651	14.6	94	2.1	99	2.2	844	18.9	986	22.1	1,830	41.1

NOTES: When a student received more than one award, only the highest award was counted.

TIME PERIOD CONSIDERATIONS:

1. CP Graduates are counted from these graduation dates = '092009', '102009', '112009', '122009', '012010', '022010', '032010', '042010', '052010', so this is essentially through the Spring term.
2. TC Graduates include 1 full academic year plus these graduation dates = '072010', '082010', '092010', '102010', '112010', '122010', so this is through the next Fall term.
3. Associate Graduates include 3 full academic years plus these graduation dates = '072012', '082012', so this includes the next 2 months of July and August.
4. AC Graduates include 4 full academic years plus these graduation dates = '072013', '082013', '092013', '102013', '112013', '122013', so this is through the next Fall term.
5. Baccalaureate Graduates include 6 full academic years plus these graduation dates = '072015', '082015', so this includes the next 2 months of July and August.
6. All counts of less than 10 are not shown due to FERPA

IPEDS/ADHE Graduation Rate Calculation by AGE

Cohort Year selected = 2006 and Time Period Covered = AFTER THREE (3) YEARS (from AY2006 thru AY2008) for Two-Year Colleges for Ages 20-24.

#	IT	College	FICE	Cohort	Transfers		Bacc.		Adv. Cert.		Assoc.		Tech. Cert.		Cert. Prof.		Graduates		Retained		Success			
					#	%	#	%	#	%	#	%	#	%	#	%	#	%	#	%	#	%		
1	2	ANC	012860	33		3.0		-		-				9.1		-			9.1		12.1		21.2	
2	2	ASUB	001091	70		11.4		-		-		7.1		11.4		-		13	18.6		11	15.7	24	34.3
3	2	ASUMH	901090	22		9.1		-		-		-		-		-		-	-			18.2	18.2	
4	2	ASUN	011949	19		-		-		-		-		15.8		-			15.8			21.1	36.8	
5	2	BRTC	020522	36		5.6		-		-		2.8		5.6		2.8			11.1			25.0	13	36.1
6	2	CCCUA	022209	17		5.9		-		-		5.9		-		5.9			11.8			35.3	47.1	
7	2	CotO	009976	26		3.8		-		-		3.8		19.2		-			23.1			23.1	12	46.2
8	2	EACC	012260	25		4.0		-		-		8.0		4.0		-			12.0			24.0	36.0	
9	2	MSCC	023482	13		-		-		-		-		-		-			-			-	-	
10	2	NAC	012261	37		5.4		-		-		8.1		10.8		-			18.9			18.9	14	37.8
11	2	NPCC	012105	43		11.6		-		-		7.0		9.3		-			16.3			14.0	13	30.2
12	2	NWACC	030633	40		17.5		-		-		-		-		-			-			17.5	17.5	
13	2	OZC	020870	32		-		-		-		6.3		-		-			6.3			18.8	25.0	
14	2	PCCUA	001104	31		9.7		-		-		3.2		-		-			3.2			19.4	22.6	
15	2	PTC	020753	196		4.1		-		-		2.6		4.1		0.5		14	7.1		65	33.2	79	40.3
16	2	RMCC	021111	16		-		-		-		12.5		-		-			12.5			6.3	18.8	
17	2	SACC	020746	19		5.3		-		-		5.3		15.8		-			21.1			26.3	47.4	
18	2	SAUT	007738	34		2.9		-		-		-	14	41.2		-		14	41.2			5.9	16	47.1
19	2	SEAC	005707	28		-		-		-		10.7		3.6					17.9			14.3	32.1	
20	2	UACCB	020735	22		4.5		-		-		4.5		4.5		4.5			13.6			13.6	27.3	
21	2	UACCH	005732	29		3.4		-		-		3.4		-		13.8			17.2			31.0	14	48.3
22	2	UACCM	005245	55		3.6		-		-		-		-		1.8			1.8			16.4	10	18.2
2-Year Colleges				843	47	5.6		-		-		32	3.8	57	6.8	10	1.2	99	11.7	180	21.4	279	33.1	

NOTES: When a student received more than one award, only the highest award was counted.

TIME PERIOD CONSIDERATIONS:

1. CP Graduates are counted from these graduation dates = '092005', '102005', '112005', '122005', '012006', '022006', '032006', '042006', '052006', so this is essentially through the Spring term.
2. TC Graduates include 1 full academic year plus these graduation dates = '072006', '082006', '092006', '102006', '112006', '122006', so this is through the next Fall term.
3. Associate Graduates include 3 full academic years plus these graduation dates = '072008', '082008', so this includes the next 2 months of July and August.
4. AC Graduates include 4 full academic years plus these graduation dates = '072009', '082009', '092009', '102009', '112009', '122009', so this is through the next Fall term.
5. Baccalaureate Graduates include 6 full academic years plus these graduation dates = '072011', '082011', so this includes the next 2 months of July and August.
6. All counts of less than 10 are not shown due to FERPA

IPEDS/ADHE Graduation Rate Calculation by AGE

Cohort Year selected = 2007 and Time Period Covered = AFTER THREE (3) YEARS (from AY2007 thru AY2009) for Two-Year Colleges for Ages 20-24.

#	IT	College	FICE	Cohort	Transfers		Bacc.		Adv. Cert.		Assoc.		Tech. Cert.		Cert. Prof.		Graduates		Retained		Success	
					#	%	#	%	#	%	#	%	#	%	#	%	#	%	#	%	#	%
1	2	ANC	012860	28		-		-		-	10.7		17.9		-		28.6		7.1	10	35.7	
2	2	ASUB	001091	77		6.5		-		-	3.9	13	16.9		-	16	20.8	14	18.2	30	39.0	
3	2	ASUMH	901090	16		12.5		-		-	-		6.3		37.5		43.8		12.5		56.3	
4	2	ASUN	011949	13		7.7		-		-	7.7		15.4		-		23.1		15.4		38.5	
5	2	BRTC	020522	43		11.6		-		-	2.3		11.6		2.3		16.3		16.3	14	32.6	
6	2	CCCUA	022209	14		-		-		-	-		-		-		-		21.4		21.4	
7	2	CotO	009976	11		27.3		-		-	9.1		9.1		-		18.2		18.2		36.4	
8	2	EACC	012260	30		3.3		-		-	-		3.3		-		3.3		16.7		20.0	
9	2	MSCC	023482	11		18.2		-		-	-		-		-		-		27.3		27.3	
10	2	NAC	012261	25		4.0		-		-	-		4.0		-		4.0		20.0		24.0	
11	2	NPCC	012105	38		2.6		-		-	2.6		5.3		2.6		10.5		10.5		21.1	
12	2	NWACC	030633	51		11.8		-		-	9.8		-		2.0		11.8	14	27.5	20	39.2	
13	2	OZC	020870	22		9.1		-		-	4.5		-		9.1		13.6		13.6		27.3	
14	2	PCCUA	001104	18		-		-		-	-		-		-		-		11.1		11.1	
15	2	PTC	020753	171		3.5		-		-	4.1		2.9		0.6	13	7.6	43	25.1	56	32.7	
16	2	RMCC	021111	14		-		-		-	-		-		-		-		7.1		7.1	
17	2	SACC	020746	15		13.3		-		-	6.7		-		-		6.7		26.7		33.3	
18	2	SAUT	007738	25		4.0		-		-	-	10	40.0		12.0	13	52.0		-	13	52.0	
19	2	SEAC	005707	32		9.4		-		-	-		-		3.1		3.1	12	37.5	13	40.6	
20	2	UACCB	020735	14		21.4		-		-	7.1		-		-		7.1		14.3		21.4	
21	2	UACCH	005732	21		4.8		-		-	4.8		-		9.5		14.3		19.0		33.3	
22	2	UACCM	005245	45		4.4		-		-	6.7		-		2.2		8.9		15.6	11	24.4	
2-Year Colleges				734	47	6.4		-		-	29	4.0	46	6.3	19	2.6	94	12.8	141	19.2	235	32.0

NOTES: When a student received more than one award, only the highest award was counted.

TIME PERIOD CONSIDERATIONS:

1. CP Graduates are counted from these graduation dates = '092006', '102006', '112006', '122006', '012007', '022007', '032007', '042007', '052007', so this is essentially through the Spring term.
2. TC Graduates include 1 full academic year plus these graduation dates = '072007', '082007', '092007', '102007', '112007', '122007', so this is through the next Fall term.
3. Associate Graduates include 3 full academic years plus these graduation dates = '072009', '082009', so this includes the next 2 months of July and August.
4. AC Graduates include 4 full academic years plus these graduation dates = '072010', '082010', '092010', '102010', '112010', '122010', so this is through the next Fall term.
5. Baccalaureate Graduates include 6 full academic years plus these graduation dates = '072012', '082012', so this includes the next 2 months of July and August.
6. All counts of less than 10 are not shown due to FERPA

IPEDS/ADHE Graduation Rate Calculation by AGE

Cohort Year selected = 2008 and Time Period Covered = AFTER THREE (3) YEARS (from AY2008 thru AY2010) for Two-Year Colleges for Ages 20-24.

#	IT	College	FICE	Cohort	Transfers		Bacc.		Adv. Cert.		Assoc.		Tech. Cert.		Cert. Prof.		Graduates		Retained		Success	
					#	%	#	%	#	%	#	%	#	%	#	%	#	%	#	%	#	%
1	2	ANC	012860	31		3.2		-		-		3.2	10	32.3		-	11	35.5		6.5	13	41.9
2	2	ASUB	001091	64		6.3		-		-		12.5		10.9		6.3	19	29.7		12.5	27	42.2
3	2	ASUMH	901090	20		5.0		-		-		30.0		5.0		5.0		40.0		15.0	11	55.0
4	2	ASUN	011949	24		12.5		-		-		-		8.3		-		8.3		8.3		16.7
5	2	BRTC	020522	48		2.1		-		-		4.2		4.2		4.2		12.5	13	27.1	19	39.6
6	2	CCCUA	022209	20		-		-		-		-		10.0		-		10.0		30.0		40.0
7	2	CotO	009976	15		-		-		-		13.3		40.0		-		53.3		6.7		60.0
8	2	EACC	012260	22		4.5		-		-		4.5		18.2		-		22.7		18.2		40.9
9	2	MSCC	023482			-		-		-		-		-		-		-		25.0		25.0
10	2	NAC	012261	40		10.0		-		-		5.0		5.0		-		10.0	10	25.0	14	35.0
11	2	NPCC	012105	45		6.7		-		-		6.7		8.9		-		15.6	12	26.7	19	42.2
12	2	NWACC	030633	74		4.1		-		-		1.4		-		-		1.4	18	24.3	19	25.7
13	2	OZC	020870	29		13.8		-		-		13.8		-		-		13.8		13.8		27.6
14	2	PCCUA	001104	22		4.5		-		-		13.6		9.1		-		22.7		22.7	10	45.5
15	2	PTC	020753	144		2.8		-		-		4.9		2.1		0.7	11	7.6	52	36.1	63	43.8
16	2	RMCC	021111			22.2		-		-		11.1		-		-		11.1		11.1		22.2
17	2	SACC	020746	14		-		-		-		-		-		7.1		7.1		28.6		35.7
18	2	SAUT	007738	30		-		-		-		6.7		20.0		16.7	13	43.3		6.7	15	50.0
19	2	SEAC	005707	40		10.0		-		-		2.5		-		2.5		5.0	11	27.5	13	32.5
20	2	UACCB	020735	24		4.2		-		-		-		-		20.8		20.8		12.5		33.3
21	2	UACCH	005732	46		2.2		-		-		8.7		-		2.2		10.9		15.2	12	26.1
22	2	UACCM	005245	38		5.3		-		-		7.9		-		-		7.9		13.2		21.1
2-Year Colleges				807	40	5.0		-		-	51	6.3	51	6.3	21	2.6	123	15.2	175	21.7	298	36.9

NOTES: When a student received more than one award, only the highest award was counted.

TIME PERIOD CONSIDERATIONS:

1. CP Graduates are counted from these graduation dates = '092007', '102007', '112007', '122007', '012008', '022008', '032008', '042008', '052008', so this is essentially through the Spring term.
2. TC Graduates include 1 full academic year plus these graduation dates = '072008', '082008', '092008', '102008', '112008', '122008', so this is through the next Fall term.
3. Associate Graduates include 3 full academic years plus these graduation dates = '072010', '082010', so this includes the next 2 months of July and August.
4. AC Graduates include 4 full academic years plus these graduation dates = '072011', '082011', '092011', '102011', '112011', '122011', so this is through the next Fall term.
5. Baccalaureate Graduates include 6 full academic years plus these graduation dates = '072013', '082013', so this includes the next 2 months of July and August.
6. All counts of less than 10 are not shown due to FERPA

IPEDS/ADHE Graduation Rate Calculation by AGE

Cohort Year selected = 2009 and Time Period Covered = AFTER THREE (3) YEARS (from AY2009 thru AY2011) for Two-Year Colleges for Ages 20-24.

#	IT	College	FICE	Cohort	Transfers		Bacc.		Adv. Cert.		Assoc.		Tech. Cert.		Cert. Prof.		Graduates		Retained		Success	
					#	%	#	%	#	%	#	%	#	%	#	%	#	%	#	%	#	%
1	2	ANC	012860	17		-		-		-		-		-		-		-		5.9		5.9
2	2	ASUB	001091	43		-		-		-	20.9		4.7		7.0		14	32.6	14	32.6	28	65.1
3	2	ASUMH	901090	23		-		-		-	8.7		-		4.3			13.0		34.8	11	47.8
4	2	ASUN	011949	44		4.5		-		-	9.1		18.2		-		12	27.3		11.4	17	38.6
5	2	BRTC	020522	41		7.3		-		-	4.9		7.3		2.4			14.6		19.5	14	34.1
6	2	CCCUA	022209	17		-		-		-	11.8		5.9		11.8			29.4		23.5		52.9
7	2	CotO	009976	16		18.8		-		-	12.5		6.3		-			18.8		6.3		25.0
8	2	EACC	012260	30		10.0		-		-	6.7		-		-			6.7		23.3		30.0
9	2	MSCC	023482	27		7.4		-		-	-		-		3.7			3.7		25.9		29.6
10	2	NAC	012261	32		6.3		-		-	-		3.1		3.1			6.3		18.8		25.0
11	2	NPCC	012105	42		2.4		-		-	7.1		-		-			7.1	10	23.8	13	31.0
12	2	NWACC	030633	71		5.6		-		-	9.9		-		-			9.9	25	35.2	32	45.1
13	2	OZC	020870	22		18.2		-		-	-		-		-			-		18.2		18.2
14	2	PCCUA	001104	15		-		-		-	6.7		-		-			6.7		26.7		33.3
15	2	PTC	020753	96		1.0		-		-	9.4		4.2		-		13	13.5	30	31.3	43	44.8
16	2	RMCC	021111	12		-		-		-	16.7		-		-			16.7		16.7		33.3
17	2	SACC	020746	18		5.6		-		-	11.1		5.6		5.6			22.2		16.7		38.9
18	2	SAUT	007738	30		6.7		-		-	-	10	33.3		6.7		12	40.0		10.0	15	50.0
19	2	SEAC	005707	44		4.5		-		-	4.5		-		13.6			18.2		15.9	15	34.1
20	2	UACCB	020735	16		6.3		-		-	-		-		18.8			18.8		18.8		37.5
21	2	UACCH	005732	20		5.0		-		-	5.0		-		10.0			15.0		30.0		45.0
22	2	UACCM	005245	37		5.4		-		-	10.8		2.7		-			13.5		8.1		21.6
2-Year Colleges				713	34	4.8					54	7.6	32	4.5	23	3.2	109	15.3	161	22.6	270	37.9

NOTES: When a student received more than one award, only the highest award was counted.

TIME PERIOD CONSIDERATIONS:

1. CP Graduates are counted from these graduation dates = '092008', '102008', '112008', '122008', '012009', '022009', '032009', '042009', '052009', so this is essentially through the Spring term.
2. TC Graduates include 1 full academic year plus these graduation dates = '072009', '082009', '092009', '102009', '112009', '122009', so this is through the next Fall term.
3. Associate Graduates include 3 full academic years plus these graduation dates = '072011', '082011', so this includes the next 2 months of July and August.
4. AC Graduates include 4 full academic years plus these graduation dates = '072012', '082012', '092012', '102012', '112012', '122012', so this is through the next Fall term.
5. Baccalaureate Graduates include 6 full academic years plus these graduation dates = '072014', '082014', so this includes the next 2 months of July and August.
6. All counts of less than 10 are not shown due to FERPA

IPEDS/ADHE Graduation Rate Calculation by AGE

Cohort Year selected = 2010 and Time Period Covered = AFTER THREE (3) YEARS (from AY2010 thru AY2012) for Two-Year Colleges for Ages 20-24.

#	IT	College	FICE	Cohort	Transfers		Bacc.		Adv. Cert.		Assoc.		Tech. Cert.		Cert. Prof.		Graduates		Retained		Success	
					#	%	#	%	#	%	#	%	#	%	#	%	#	%	#	%	#	%
1	2	ANC	012860	39		-		-		-	7.7		7.7		2.6		17.9		15.4	13	33.3	
2	2	ASUB	001091	68		5.9		-		-	7.4		5.9		10.3		16	23.5		5.9	20	29.4
3	2	ASUMH	901090	33		3.0		-		-	18.2		-		18.2		12	36.4		21.2	19	57.6
4	2	ASUN	011949	48		2.1		-		-	10.4		6.3		10.4		13	27.1		14.6	20	41.7
5	2	BRTC	020522	61		3.3		-		-	6.6		9.8		1.6		11	18.0	13	21.3	24	39.3
6	2	CCCUA	022209	15		-		-		-	6.7		-		-		-	6.7		6.7		13.3
7	2	CotO	009976	19		5.3		-		-	10.5		10.5		5.3		26.3		21.1			47.4
8	2	EACC	012260	27		7.4		-		-	3.7		3.7		-		7.4		11.1			18.5
9	2	MSCC	023482	28		-		-		-	10.7		-		3.6		14.3		21.4	10	35.7	
10	2	NAC	012261	45		2.2		-		-	-		4.4		-		4.4		17.8	10	22.2	
11	2	NPCC	012105	67		4.5		-		-	4.5		1.5		-		6.0	16	23.9	20	29.9	
12	2	NWACC	030633	97		3.1		-		-	5.2		-		-		5.2	25	25.8	30	30.9	
13	2	OZC	020870	43		9.3		-		-	9.3		-		2.3		11.6		20.9	14	32.6	
14	2	PCCUA	001104	34		-		-		-	8.8		-		2.9		11.8		14.7			26.5
15	2	PTC	020753	150	13	8.7		-		-	3.3		3.3		0.7		11	7.3	41	27.3	52	34.7
16	2	RMCC	021111	12		-		-		-	-		-		-		-		25.0			25.0
17	2	SACC	020746	23		8.7		-		-	4.3		-		4.3		8.7		21.7			30.4
18	2	SAUT	007738	35		5.7		-		-	2.9		17.1		2.9		22.9		8.6	11	31.4	
19	2	SEAC	005707	63		12.7		-		-	4.8		4.8		6.3		10	15.9		11.1	17	27.0
20	2	UACCB	020735	31		6.5		-		-	3.2		-		3.2		6.5		19.4			25.8
21	2	UACCH	005732	45		2.2		-		-	11.1		4.4		2.2		17.8		17.8	16	35.6	
22	2	UACCM	005245	67		7.5		-		-	7.5		-		4.5		11.9		13.4	17	25.4	
2-Year Colleges				1,050	55	5.2					66	6.3	38	3.6	36	3.4	140	13.3	196	18.7	336	32.0

NOTES: When a student received more than one award, only the highest award was counted.

TIME PERIOD CONSIDERATIONS:

1. CP Graduates are counted from these graduation dates = '092009', '102009', '112009', '122009', '012010', '022010', '032010', '042010', '052010', so this is essentially through the Spring term.
2. TC Graduates include 1 full academic year plus these graduation dates = '072010', '082010', '092010', '102010', '112010', '122010', so this is through the next Fall term.
3. Associate Graduates include 3 full academic years plus these graduation dates = '072012', '082012', so this includes the next 2 months of July and August.
4. AC Graduates include 4 full academic years plus these graduation dates = '072013', '082013', '092013', '102013', '112013', '122013', so this is through the next Fall term.
5. Baccalaureate Graduates include 6 full academic years plus these graduation dates = '072015', '082015', so this includes the next 2 months of July and August.
6. All counts of less than 10 are not shown due to FERPA

IPEDS/ADHE Graduation Rate Calculation by AGE

Cohort Year selected = 2006 and Time Period Covered = AFTER THREE (3) YEARS (from AY2006 thru AY2008) for Two-Year Colleges for Ages 25-34.

#	IT	College	FICE	Cohort	Transfers		Bacc.		Adv. Cert.		Assoc.		Tech. Cert.		Cert. Prof.		Graduates		Retained		Success			
					#	%	#	%	#	%	#	%	#	%	#	%	#	%	#	%	#	%		
1	2	ANC	012860	51		3.9		-		-		3.9		15.7		-		10	19.6		7.8	14	27.5	
2	2	ASUB	001091	75		5.3		-		-		10.7	16	21.3		4.0		27	36.0		10.7	35	46.7	
3	2	ASUMH	901090	20		5.0		-		-		25.0		-		5.0			30.0		10.0		40.0	
4	2	ASUN	011949	12		8.3		-		-		-		8.3		-			8.3		33.3		41.7	
5	2	BRTC	020522	36		5.6		-		-		19.4		16.7		-		13	36.1		2.8	14	38.9	
6	2	CCCUA	022209			-		-		-		25.0		-		-			25.0		25.0		50.0	
7	2	CotO	009976	23		17.4		-		-		8.7		8.7		-			17.4		13.0		30.4	
8	2	EACC	012260	24		4.2		-		-		4.2		-		-			4.2		12.5		16.7	
9	2	MSCC	023482	15		13.3		-		-		13.3		-		-			13.3		6.7		20.0	
10	2	NAC	012261	26		3.8		-		-		3.8		15.4		-			19.2		23.1	11	42.3	
11	2	NPCC	012105	26		-		-		-		11.5		7.7		-			19.2		26.9	12	46.2	
12	2	NWACC	030633	36		5.6		-		-		13.9		-		-			13.9		25.0	14	38.9	
13	2	OZC	020870	36		8.3		-		-		2.8		-		2.8			5.6	12	33.3	14	38.9	
14	2	PCCUA	001104	19		5.3		-		-		-		-		-			-		15.8		15.8	
15	2	PTC	020753	176	11	6.3		-		-		5.1		2.8		1.7		17	9.7	65	36.9	82	46.6	
16	2	RMCC	021111	12		8.3		-		-		-		8.3		-			8.3		-		8.3	
17	2	SACC	020746	15		6.7		-		-		13.3		-		-			13.3		6.7		20.0	
18	2	SAUT	007738	27		-		-		-		14.8	15	55.6		-			19	70.4		-	19	70.4
19	2	SEAC	005707	25		8.0		-		-		4.0		-		-			4.0		24.0		28.0	
20	2	UACCB	020735	29		6.9		-		-		-		3.4		13.8			17.2		31.0	14	48.3	
21	2	UACCH	005732	20		-		-		-		10.0		5.0		5.0			20.0		20.0		40.0	
22	2	UACCM	005245	41		7.3		-		-		7.3		2.4		-			9.8	10	24.4	14	34.1	
2-Year Colleges				752	44	5.9		-		-		60	8.0	63	8.4	13	1.7	136	18.1	160	21.3	296	39.4	

NOTES: When a student received more than one award, only the highest award was counted.

TIME PERIOD CONSIDERATIONS:

1. CP Graduates are counted from these graduation dates = '092005', '102005', '112005', '122005', '012006', '022006', '032006', '042006', '052006', so this is essentially through the Spring term.
2. TC Graduates include 1 full academic year plus these graduation dates = '072006', '082006', '092006', '102006', '112006', '122006', so this is through the next Fall term.
3. Associate Graduates include 3 full academic years plus these graduation dates = '072008', '082008', so this includes the next 2 months of July and August.
4. AC Graduates include 4 full academic years plus these graduation dates = '072009', '082009', '092009', '102009', '112009', '122009', so this is through the next Fall term.
5. Baccalaureate Graduates include 6 full academic years plus these graduation dates = '072011', '082011', so this includes the next 2 months of July and August.
6. All counts of less than 10 are not shown due to FERPA

IPEDS/ADHE Graduation Rate Calculation by AGE

Cohort Year selected = 2007 and Time Period Covered = AFTER THREE (3) YEARS (from AY2007 thru AY2009) for Two-Year Colleges for Ages 25-34.

#	IT	College	FICE	Cohort	Transfers		Bacc.		Adv. Cert.		Assoc.		Tech. Cert.		Cert. Prof.		Graduates		Retained		Success	
					#	%	#	%	#	%	#	%	#	%	#	%	#	%	#	%	#	%
1	2	ANC	012860	25		-		-		-	4.0		4.0		-		8.0		16.0		24.0	
2	2	ASUB	001091	50		2.0		-		-	10.0	10	20.0		6.0		18	36.0	11	22.0	29	58.0
3	2	ASUMH	901090	14		7.1		-		-	21.4		7.1		14.3		42.9		7.1		50.0	
4	2	ASUN	011949	12		8.3		-		-	-		-		-		-		33.3		33.3	
5	2	BRTC	020522	51		7.8		-		-	2.0		7.8		3.9		13.7	12	23.5	19	37.3	
6	2	CCCUA	022209	12		8.3		-		-	-		-		-		-		41.7		41.7	
7	2	CotO	009976	10		-		-		-	20.0		30.0		20.0		70.0		20.0		90.0	
8	2	EACC	012260	25		16.0		-		-	12.0		-		-		12.0		20.0		32.0	
9	2	MSCC	023482			-		-		-	-		-		-		-		25.0		25.0	
10	2	NAC	012261	21		4.8		-		-	9.5		19.0		-		28.6		23.8	11	52.4	
11	2	NPCC	012105	40		2.5		-		-	10.0		5.0		-		15.0	12	30.0	18	45.0	
12	2	NWACC	030633	20		5.0		-		-	5.0		-		-		5.0		15.0		20.0	
13	2	OZC	020870	18		5.6		-		-	11.1		-		-		11.1		38.9		50.0	
14	2	PCCUA	001104	13		7.7		-		-	15.4		-		-		15.4		23.1		38.5	
15	2	PTC	020753	155	11	7.1		-		-	4.5	10	6.5		1.9		20	12.9	52	33.5	72	46.5
16	2	RMCC	021111	12		16.7		-		-	-		8.3		-		8.3		25.0		33.3	
17	2	SACC	020746	11		-		-		-	-		-		-		-		36.4		36.4	
18	2	SAUT	007738	27		-		-		-	11.1	15	55.6		11.1		21	77.8		-	21	77.8
19	2	SEAC	005707	20		-		-		-	15.0		5.0		-		20.0		40.0	12	60.0	
20	2	UACCB	020735	19		5.3		-		-	5.3		-		-		5.3		26.3		31.6	
21	2	UACCH	005732	11		9.1		-		-	9.1		9.1		-		18.2		-		18.2	
22	2	UACCM	005245	29		-		-		-	6.9		-		3.4		10.3		17.2		27.6	
2-Year Colleges				603	32	5.3					43	7.1	53	8.8	16	2.7	112	18.6	153	25.4	265	43.9

NOTES: When a student received more than one award, only the highest award was counted.

TIME PERIOD CONSIDERATIONS:

1. CP Graduates are counted from these graduation dates = '092006', '102006', '112006', '122006', '012007', '022007', '032007', '042007', '052007', so this is essentially through the Spring term.
2. TC Graduates include 1 full academic year plus these graduation dates = '072007', '082007', '092007', '102007', '112007', '122007', so this is through the next Fall term.
3. Associate Graduates include 3 full academic years plus these graduation dates = '072009', '082009', so this includes the next 2 months of July and August.
4. AC Graduates include 4 full academic years plus these graduation dates = '072010', '082010', '092010', '102010', '112010', '122010', so this is through the next Fall term.
5. Baccalaureate Graduates include 6 full academic years plus these graduation dates = '072012', '082012', so this includes the next 2 months of July and August.
6. All counts of less than 10 are not shown due to FERPA

IPEDS/ADHE Graduation Rate Calculation by AGE

Cohort Year selected = 2008 and Time Period Covered = AFTER THREE (3) YEARS (from AY2008 thru AY2010) for Two-Year Colleges for Ages 25-34.

#	IT	College	FICE	Cohort	Transfers		Bacc.		Adv. Cert.		Assoc.		Tech. Cert.		Cert. Prof.		Graduates		Retained		Success	
					#	%	#	%	#	%	#	%	#	%	#	%	#	%	#	%	#	%
1	2	ANC	012860	26		7.7		-		-		-		26.9		-		26.9		7.7		34.6
2	2	ASUB	001091	52		3.8		-		-	15.4	10	19.2		3.8		20	38.5		13.5	27	51.9
3	2	ASUMH	901090	21		-		-		-	19.0		-		28.6		10	47.6		19.0	14	66.7
4	2	ASUN	011949			25.0		-		-	-		12.5		-		12.5		25.0			37.5
5	2	BRTC	020522	55		1.8		-		-	14	25.5	10.9		1.8		21	38.2	14	25.5	35	63.6
6	2	CCCUA	022209	10		10.0		-		-	-		20.0		10.0		30.0		20.0			50.0
7	2	CotO	009976	18		-		-		-	5.6		-		5.6		11.1		22.2			33.3
8	2	EACC	012260	23		-		-		-	4.3		17.4		-		21.7		13.0			34.8
9	2	MSCC	023482			20.0		-		-	-		-		-		-		60.0			60.0
10	2	NAC	012261	26		3.8		-		-	15.4		23.1		-		10	38.5		30.8	18	69.2
11	2	NPCC	012105	31		-		-		-	16.1		9.7		6.5		10	32.3		22.6	17	54.8
12	2	NWACC	030633	41		2.4		-		-	9.8		-		2.4		12.2	14	34.1		19	46.3
13	2	OZC	020870	35		5.7		-		-	11.4		-		8.6		20.0		14.3		12	34.3
14	2	PCCUA	001104	17		17.6		-		-	17.6		11.8		-		29.4		17.6			47.1
15	2	PTC	020753	156		5.1		-		-	5.8	13	8.3		0.6		23	14.7	53	34.0	76	48.7
16	2	RMCC	021111	10		10.0		-		-	20.0		-		-		20.0		20.0			40.0
17	2	SACC	020746			-		-		-	-		-		-		-		42.9			42.9
18	2	SAUT	007738	26		3.8		-		-	7.7	10	38.5		7.7		14	53.8		3.8	15	57.7
19	2	SEAC	005707	34		5.9		-		-	5.9		-		2.9		8.8		26.5		12	35.3
20	2	UACCB	020735	34		2.9		-		-	11.8		-		23.5		12	35.3		8.8	15	44.1
21	2	UACCH	005732	32		3.1		-		-	12.5		3.1		-		15.6		21.9		12	37.5
22	2	UACCM	005245	29		6.9		-		-	13.8		-		-		13.8		24.1		11	37.9
2-Year Colleges				696	32	4.6		-		-	75	10.8	65	9.3	29	4.2	169	24.3	163	23.4	332	47.7

NOTES: When a student received more than one award, only the highest award was counted.

TIME PERIOD CONSIDERATIONS:

1. CP Graduates are counted from these graduation dates = '092007', '102007', '112007', '122007', '012008', '022008', '032008', '042008', '052008', so this is essentially through the Spring term.
2. TC Graduates include 1 full academic year plus these graduation dates = '072008', '082008', '092008', '102008', '112008', '122008', so this is through the next Fall term.
3. Associate Graduates include 3 full academic years plus these graduation dates = '072010', '082010', so this includes the next 2 months of July and August.
4. AC Graduates include 4 full academic years plus these graduation dates = '072011', '082011', '092011', '102011', '112011', '122011', so this is through the next Fall term.
5. Baccalaureate Graduates include 6 full academic years plus these graduation dates = '072013', '082013', so this includes the next 2 months of July and August.
6. All counts of less than 10 are not shown due to FERPA

IPEDS/ADHE Graduation Rate Calculation by AGE

Cohort Year selected = 2009 and Time Period Covered = AFTER THREE (3) YEARS (from AY2009 thru AY2011) for Two-Year Colleges for Ages 25-34.

#	IT	College	FICE	Cohort	Transfers		Bacc.		Adv. Cert.		Assoc.		Tech. Cert.		Cert. Prof.		Graduates		Retained		Success		
					#	%	#	%	#	%	#	%	#	%	#	%	#	%	#	%	#	%	
1	2	ANC	012860	23		8.7		-		-		8.7		21.7		-			30.4		17.4	11	47.8
2	2	ASUB	001091	48		8.3		-		-		12.5		8.3		12.5		16	33.3		14.6	23	47.9
3	2	ASUMH	901090	24		4.2		-		-		20.8		4.2		20.8		11	45.8		8.3	13	54.2
4	2	ASUN	011949	32		6.3		-		-		15.6		25.0		-		13	40.6		9.4	16	50.0
5	2	BRTC	020522	23		17.4		-		-		30.4		-		-			30.4		30.4	14	60.9
6	2	CCCUA	022209	11		-		-		-		9.1		-		9.1			18.2		18.2		36.4
7	2	CotO	009976	22		4.5		-		-		9.1		13.6		9.1			31.8		18.2	11	50.0
8	2	EACC	012260	25		4.0		-		-		8.0		32.0		4.0		11	44.0		16.0	15	60.0
9	2	MSCC	023482	16		12.5		-		-		-		-		-			-		18.8		18.8
10	2	NAC	012261	20		-		-		-		-		5.0		-			5.0		35.0		40.0
11	2	NPCC	012105	46		4.3		-		-		4.3		10.9		2.2			17.4	19	41.3	27	58.7
12	2	NWACC	030633	38		5.3		-		-		15.8		-		-			15.8		23.7	15	39.5
13	2	OZC	020870	26		3.8		-		-		11.5		-		3.8			15.4		15.4		30.8
14	2	PCCUA	001104			11.1		-		-		11.1		22.2		-			33.3		22.2		55.6
15	2	PTC	020753	105		6.7		-		-		1.9		5.7		1.0			8.6	39	37.1	48	45.7
16	2	RMCC	021111	11		9.1		-		-		-		-		-			-		9.1		9.1
17	2	SACC	020746	15		13.3		-		-		-		13.3		-			13.3		6.7		20.0
18	2	SAUT	007738	19		15.8		-		-		5.3		47.4		5.3		11	57.9		-	11	57.9
19	2	SEAC	005707	27		3.7		-		-		3.7		-		11.1			14.8		33.3	13	48.1
20	2	UACCB	020735	17		11.8		-		-		11.8		-		11.8			23.5		17.6		41.2
21	2	UACCH	005732	29		6.9		-		-		10.3		10.3		24.1		13	44.8		6.9	15	51.7
22	2	UACCM	005245	32		6.3		-		-		15.6		3.1		3.1			21.9	11	34.4	18	56.3
2-Year Colleges				618	43	7.0		-		-		56	9.1	58	9.4	32	5.2	146	23.6	143	23.1	289	46.8

NOTES: When a student received more than one award, only the highest award was counted.

TIME PERIOD CONSIDERATIONS:

1. CP Graduates are counted from these graduation dates = '092008', '102008', '112008', '122008', '012009', '022009', '032009', '042009', '052009', so this is essentially through the Spring term.
2. TC Graduates include 1 full academic year plus these graduation dates = '072009', '082009', '092009', '102009', '112009', '122009', so this is through the next Fall term.
3. Associate Graduates include 3 full academic years plus these graduation dates = '072011', '082011', so this includes the next 2 months of July and August.
4. AC Graduates include 4 full academic years plus these graduation dates = '072012', '082012', '092012', '102012', '112012', '122012', so this is through the next Fall term.
5. Baccalaureate Graduates include 6 full academic years plus these graduation dates = '072014', '082014', so this includes the next 2 months of July and August.
6. All counts of less than 10 are not shown due to FERPA

IPEDS/ADHE Graduation Rate Calculation by AGE

Cohort Year selected = 2010 and Time Period Covered = AFTER THREE (3) YEARS (from AY2010 thru AY2012) for Two-Year Colleges for Ages 25-34.

#	IT	College	FICE	Cohort	Transfers		Bacc.		Adv. Cert.		Assoc.		Tech. Cert.		Cert. Prof.		Graduates		Retained		Success		
					#	%	#	%	#	%	#	%	#	%	#	%	#	%	#	%	#	%	
1	2	ANC	012860	37		2.7		-		-		2.7		13.5		2.7		18.9		10.8	11	29.7	
2	2	ASUB	001091	60		1.7		-		-		15.0		8.3		6.7		18	30.0	10	16.7	28	46.7
3	2	ASUMH	901090	12		8.3		-		-		16.7		8.3		8.3		33.3		25.0		58.3	
4	2	ASUN	011949	50		2.0		-		-	10	20.0	12	24.0		2.0		23	46.0		14.0	30	60.0
5	2	BRTC	020522	67		4.5		-		-		13.4		11.9		-		17	25.4	13	19.4	30	44.8
6	2	CCCUA	022209	13		-		-		-		7.7		-		15.4		23.1		15.4		38.5	
7	2	CotO	009976	28		3.6		-		-		10.7		25.0		3.6		11	39.3		17.9	16	57.1
8	2	EACC	012260	42		2.4		-		-		4.8	11	26.2		-		13	31.0		7.1	16	38.1
9	2	MSCC	023482	18		5.6		-		-		11.1		-		16.7		27.8		16.7		44.4	
10	2	NAC	012261	33		-		-		-		15.2		12.1		3.0		10	30.3		18.2	16	48.5
11	2	NPCC	012105	68		2.9		-		-		10.3		-		-		10.3		27	39.7	34	50.0
12	2	NWACC	030633	83		4.8		-		-		10.8		-		1.2		10	12.0	30	36.1	40	48.2
13	2	OZC	020870	40		-		-		-		10.0		-		-		10.0		10	25.0	14	35.0
14	2	PCCUA	001104	18		11.1		-		-		5.6		11.1		-		16.7		5.6		22.2	
15	2	PTC	020753	173	14	8.1		-		-	17	9.8		2.3		0.6		22	12.7	65	37.6	87	50.3
16	2	RMCC	021111	10		10.0		-		-		-		10.0		-		10.0		20.0		30.0	
17	2	SACC	020746	30		10.0		-		-		10.0		3.3		3.3		16.7		23.3	12	40.0	
18	2	SAUT	007738	27		-		-		-		3.7		33.3		22.2		16	59.3		7.4	18	66.7
19	2	SEAC	005707	40		2.5		-		-		12.5		2.5		10.0		10	25.0		15.0	16	40.0
20	2	UACCB	020735	24		-		-		-		8.3		-		12.5		20.8		29.2	12	50.0	
21	2	UACCH	005732	35		-		-		-		11.4		8.6		5.7		25.7		22.9	17	48.6	
22	2	UACCM	005245	61		11.5		-		-	14	23.0		1.6		-		15	24.6	14	23.0	29	47.5
2-Year Colleges				969	44	4.5		-		-	111	11.5	75	7.7	32	3.3	218	22.5	235	24.3	453	46.7	

NOTES: When a student received more than one award, only the highest award was counted.

TIME PERIOD CONSIDERATIONS:

1. CP Graduates are counted from these graduation dates = '092009', '102009', '112009', '122009', '012010', '022010', '032010', '042010', '052010', so this is essentially through the Spring term.
2. TC Graduates include 1 full academic year plus these graduation dates = '072010', '082010', '092010', '102010', '112010', '122010', so this is through the next Fall term.
3. Associate Graduates include 3 full academic years plus these graduation dates = '072012', '082012', so this includes the next 2 months of July and August.
4. AC Graduates include 4 full academic years plus these graduation dates = '072013', '082013', '092013', '102013', '112013', '122013', so this is through the next Fall term.
5. Baccalaureate Graduates include 6 full academic years plus these graduation dates = '072015', '082015', so this includes the next 2 months of July and August.
6. All counts of less than 10 are not shown due to FERPA

IPEDS/ADHE Graduation Rate Calculation by AGE

Cohort Year selected = 2006 and Time Period Covered = AFTER THREE (3) YEARS (from AY2006 thru AY2008) for Two-Year Colleges for Ages 35-44.

#	IT	College	FICE	Cohort	Transfers		Bacc.		Adv. Cert.		Assoc.		Tech. Cert.		Cert. Prof.		Graduates		Retained		Success	
					#	%	#	%	#	%	#	%	#	%	#	%	#	%	#	%	#	%
1	2	ANC	012860			12.5						25.0		12.5				37.5				37.5
2	2	ASUB	001091	27		3.7					18.5	10	37.0		7.4		17	63.0		3.7	18	66.7
3	2	ASUMH	901090			22.2														22.2		22.2
4	2	ASUN	011949	10		10.0					10.0							10.0		10.0		20.0
5	2	BRTC	020522	13		7.7					23.1		7.7					30.8		30.8		61.5
6	2	CCCUA	022209			-					33.3							33.3		50.0		83.3
7	2	CotO	009976	12		-					16.7		16.7		8.3			41.7				41.7
8	2	EACC	012260	10		-														20.0		20.0
9	2	MSCC	023482			-														100.0		100.0
10	2	NAC	012261	14		-					14.3		35.7					50.0		7.1		57.1
11	2	NPCC	012105	17		-					11.8		5.9					17.6		41.2	10	58.8
12	2	NWACC	030633			-														33.3		33.3
13	2	OZC	020870	15		-					6.7							6.7		20.0		26.7
14	2	PCCUA	001104			-					25.0							25.0				25.0
15	2	PTC	020753	52		5.8					1.9		5.8		3.8			11.5	21	40.4	27	51.9
16	2	RMCC	021111			11.1							11.1					11.1		11.1		22.2
17	2	SACC	020746	14		-							21.4					21.4		42.9		64.3
18	2	SAUT	007738	10		-					10.0		70.0		10.0			90.0				90.0
19	2	SEAC	005707	15		-							6.7					6.7		40.0		46.7
20	2	UACCB	020735			-					33.3							33.3		16.7		50.0
21	2	UACCH	005732			-					22.2		22.2		22.2			66.7		22.2		88.9
22	2	UACCM	005245	15		13.3					20.0							20.0		6.7		26.7
2-Year Colleges				286	12	4.2					30	10.5	37	12.9		2.8	75	26.2	67	23.4	142	49.7

NOTES: When a student received more than one award, only the highest award was counted.

TIME PERIOD CONSIDERATIONS:

1. CP Graduates are counted from these graduation dates = '092005', '102005', '112005', '122005', '012006', '022006', '032006', '042006', '052006', so this is essentially through the Spring term.
2. TC Graduates include 1 full academic year plus these graduation dates = '072006', '082006', '092006', '102006', '112006', '122006', so this is through the next Fall term.
3. Associate Graduates include 3 full academic years plus these graduation dates = '072008', '082008', so this includes the next 2 months of July and August.
4. AC Graduates include 4 full academic years plus these graduation dates = '072009', '082009', '092009', '102009', '112009', '122009', so this is through the next Fall term.
5. Baccalaureate Graduates include 6 full academic years plus these graduation dates = '072011', '082011', so this includes the next 2 months of July and August.
6. All counts of less than 10 are not shown due to FERPA

IPEDS/ADHE Graduation Rate Calculation by AGE

Cohort Year selected = 2007 and Time Period Covered = AFTER THREE (3) YEARS (from AY2007 thru AY2009) for Two-Year Colleges for Ages 35-44.

#	IT	College	FICE	Cohort	Transfers		Bacc.		Adv. Cert.		Assoc.		Tech. Cert.		Cert. Prof.		Graduates		Retained		Success		
					#	%	#	%	#	%	#	%	#	%	#	%	#	%	#	%	#	%	
1	2	ANC	012860	13		-		-		-		-	23.1		15.4			38.5		7.7		46.2	
2	2	ASUB	001091	32		3.1		-		-		9.4		28.1		6.3	14	43.8		9.4	17	53.1	
3	2	ASUMH	901090			-		-		-		-		-		50.0		50.0		25.0		75.0	
4	2	ASUN	011949			14.3		-		-		-		-		-		-		28.6		28.6	
5	2	BRTC	020522	22		9.1		-		-		9.1		-		4.5		13.6		27.3		40.9	
6	2	CCCUA	022209			-		-		-		66.7		-		-		66.7		-		66.7	
7	2	CotO	009976	10		-		-		-		40.0		10.0		10.0		60.0		-		60.0	
8	2	EACC	012260	10		10.0		-		-		30.0		-		-		30.0		50.0		80.0	
9	2	MSCC	023482			-		-		-		-		-		-		-		28.6		28.6	
10	2	NAC	012261			-		-		-		22.2		22.2		-		44.4		11.1		55.6	
11	2	NPCC	012105			-		-		-		22.2		-		-		22.2		33.3		55.6	
12	2	NWACC	030633	13		-		-		-		15.4		-		7.7		23.1		23.1		46.2	
13	2	OZC	020870	12		8.3		-		-		25.0		-		16.7		41.7		16.7		58.3	
14	2	PCCUA	001104			-		-		-		50.0		-		-		50.0		50.0		100.0	
15	2	PTC	020753	55		3.6		-		-		7.3		5.5		1.8		14.5	24	43.6	32	58.2	
16	2	RMCC	021111			-		-		-		-		20.0		-		20.0		20.0		40.0	
17	2	SACC	020746			-		-		-		-		-		-		-		60.0		60.0	
18	2	SAUT	007738	13		-		-		-		15.4		61.5		15.4	12	92.3		-	12	92.3	
19	2	SEAC	005707	10		10.0		-		-		10.0		-		-		10.0		30.0		40.0	
20	2	UACCB	020735			-		-		-		25.0		-		-		25.0		25.0		50.0	
21	2	UACCH	005732			12.5		-		-		37.5		-		-		37.5		12.5		50.0	
22	2	UACCM	005245	11		9.1		-		-		18.2		-		-		18.2		-		18.2	
2-Year Colleges				270	11	4.1						39	14.4	27	10.0	14	5.2	80	29.6	65	24.1	145	53.7

NOTES: When a student received more than one award, only the highest award was counted.

TIME PERIOD CONSIDERATIONS:

1. CP Graduates are counted from these graduation dates = '092006', '102006', '112006', '122006', '012007', '022007', '032007', '042007', '052007', so this is essentially through the Spring term.
2. TC Graduates include 1 full academic year plus these graduation dates = '072007', '082007', '092007', '102007', '112007', '122007', so this is through the next Fall term.
3. Associate Graduates include 3 full academic years plus these graduation dates = '072009', '082009', so this includes the next 2 months of July and August.
4. AC Graduates include 4 full academic years plus these graduation dates = '072010', '082010', '092010', '102010', '112010', '122010', so this is through the next Fall term.
5. Baccalaureate Graduates include 6 full academic years plus these graduation dates = '072012', '082012', so this includes the next 2 months of July and August.
6. All counts of less than 10 are not shown due to FERPA

IPEDS/ADHE Graduation Rate Calculation by AGE

Cohort Year selected = 2008 and Time Period Covered = AFTER THREE (3) YEARS (from AY2008 thru AY2010) for Two-Year Colleges for Ages 35-44.

#	IT	College	FICE	Cohort	Transfers		Bacc.		Adv. Cert.		Assoc.		Tech. Cert.		Cert. Prof.		Graduates		Retained		Success	
					#	%	#	%	#	%	#	%	#	%	#	%	#	%	#	%	#	%
1	2	ANC	012860			-		-		-		12.5		25.0		-		37.5		50.0		87.5
2	2	ASUB	001091	31		6.5		-		-		29.0		25.8		6.5	19	61.3		9.7	22	71.0
3	2	ASUMH	901090			-		-		-		37.5		-		25.0		62.5		12.5		75.0
4	2	ASUN	011949	10		10.0		-		-		10.0		20.0		-		30.0		30.0		60.0
5	2	BRTC	020522	49		2.0		-		-	14	28.6		18.4		-	23	46.9		16.3	31	63.3
6	2	CCCUA	022209			-		-		-		28.6		-		-		28.6		14.3		42.9
7	2	CotO	009976			11.1		-		-		-		22.2		11.1		33.3		-		33.3
8	2	EACC	012260	10		-		-		-		10.0		20.0		-		30.0		40.0		70.0
9	2	MSCC	023482	10		-		-		-		10.0		-		-		10.0		50.0		60.0
10	2	NAC	012261			-		-		-		22.2		-		-		22.2		44.4		66.7
11	2	NPCC	012105	12		8.3		-		-		-		16.7		-		16.7		25.0		41.7
12	2	NWACC	030633	16		-		-		-		37.5		-		6.3		43.8		12.5		56.3
13	2	OZC	020870	22		-		-		-		4.5		4.5		4.5		13.6	10	45.5	13	59.1
14	2	PCCUA	001104			-		-		-		16.7		-		-		16.7		16.7		33.3
15	2	PTC	020753	52		3.8		-		-		7.7		5.8		-		13.5	21	40.4	28	53.8
16	2	RMCC	021111			25.0		-		-		-		-		-		-		-		-
17	2	SACC	020746			-		-		-		-		-		-		-		40.0		40.0
18	2	SAUT	007738			-		-		-		-		80.0		-		80.0		-		80.0
19	2	SEAC	005707			-		-		-		22.2		-		-		22.2		-		22.2
20	2	UACCB	020735	21		4.8		-		-		9.5		-		23.8		33.3		9.5		42.9
21	2	UACCH	005732	14		-		-		-		14.3		-		7.1		21.4		28.6		50.0
22	2	UACCM	005245			11.1		-		-		11.1		-		-		11.1		22.2		33.3
2-Year Colleges				326	11	3.4					53	16.3	35	10.7	13	4.0	101	31.0	80	24.5	181	55.5

NOTES: When a student received more than one award, only the highest award was counted.

TIME PERIOD CONSIDERATIONS:

1. CP Graduates are counted from these graduation dates = '092007', '102007', '112007', '122007', '012008', '022008', '032008', '042008', '052008', so this is essentially through the Spring term.
2. TC Graduates include 1 full academic year plus these graduation dates = '072008', '082008', '092008', '102008', '112008', '122008', so this is through the next Fall term.
3. Associate Graduates include 3 full academic years plus these graduation dates = '072010', '082010', so this includes the next 2 months of July and August.
4. AC Graduates include 4 full academic years plus these graduation dates = '072011', '082011', '092011', '102011', '112011', '122011', so this is through the next Fall term.
5. Baccalaureate Graduates include 6 full academic years plus these graduation dates = '072013', '082013', so this includes the next 2 months of July and August.
6. All counts of less than 10 are not shown due to FERPA

IPEDS/ADHE Graduation Rate Calculation by AGE

Cohort Year selected = 2009 and Time Period Covered = AFTER THREE (3) YEARS (from AY2009 thru AY2011) for Two-Year Colleges for Ages 35-44.

#	IT	College	FICE	Cohort	Transfers		Bacc.		Adv. Cert.		Assoc.		Tech. Cert.		Cert. Prof.		Graduates		Retained		Success		
					#	%	#	%	#	%	#	%	#	%	#	%	#	%	#	%	#	%	
1	2	ANC	012860			-		-		-		16.7		16.7		-		33.3		33.3		66.7	
2	2	ASUB	001091	27		7.4		-		-		18.5		11.1		3.7		33.3		7.4		40.7	
3	2	ASUMH	901090			16.7		-		-		16.7		16.7		16.7		50.0		16.7		66.7	
4	2	ASUN	011949			11.1		-		-		22.2		33.3		-		55.6		-		55.6	
5	2	BRTC	020522	14		14.3		-		-		7.1		14.3		-		21.4		28.6		50.0	
6	2	CCCUA	022209			-		-		-		-		-		-		-		33.3		33.3	
7	2	CotO	009976	12		-		-		-		16.7		25.0		-		41.7		-		41.7	
8	2	EACC	012260	15		-		-		-		6.7		33.3		-		40.0		6.7		46.7	
9	2	MSCC	023482			-		-		-		40.0		-		-		40.0		40.0		80.0	
10	2	NAC	012261	15		-		-		-		20.0		-		-		20.0		33.3		53.3	
11	2	NPCC	012105	13		7.7		-		-		15.4		7.7		7.7		30.8		15.4		46.2	
12	2	NWACC	030633	11		-		-		-		36.4		-		9.1		45.5		-		45.5	
13	2	OZC	020870	12		8.3		-		-		25.0		-		-		25.0		33.3		58.3	
14	2	PCCUA	001104			-		-		-		33.3		-		-		33.3		33.3		66.7	
15	2	PTC	020753	49		2.0		-		-		8.2		8.2		-		16.3	19	38.8	27	55.1	
16	2	RMCC	021111			-		-		-		20.0		-		-		20.0		20.0		40.0	
17	2	SACC	020746			22.2		-		-		11.1		-		22.2		33.3		44.4		77.8	
18	2	SAUT	007738			-		-		-		-		33.3		16.7		50.0		-		50.0	
19	2	SEAC	005707	13		-		-		-		7.7		-		-		7.7		23.1		30.8	
20	2	UACCB	020735	15		-		-		-		26.7		-		13.3		40.0		33.3	11	73.3	
21	2	UACCH	005732	16		6.3		-		-		12.5		18.8		25.0		56.3		12.5	11	68.8	
22	2	UACCM	005245	11		9.1		-		-		18.2		-		-		18.2		27.3		45.5	
2-Year Colleges				281	13	4.6						43	15.3	28	10.0	13	4.6	84	29.9	64	22.8	148	52.7

NOTES: When a student received more than one award, only the highest award was counted.

TIME PERIOD CONSIDERATIONS:

1. CP Graduates are counted from these graduation dates = '092008', '102008', '112008', '122008', '012009', '022009', '032009', '042009', '052009', so this is essentially through the Spring term.
2. TC Graduates include 1 full academic year plus these graduation dates = '072009', '082009', '092009', '102009', '112009', '122009', so this is through the next Fall term.
3. Associate Graduates include 3 full academic years plus these graduation dates = '072011', '082011', so this includes the next 2 months of July and August.
4. AC Graduates include 4 full academic years plus these graduation dates = '072012', '082012', '092012', '102012', '112012', '122012', so this is through the next Fall term.
5. Baccalaureate Graduates include 6 full academic years plus these graduation dates = '072014', '082014', so this includes the next 2 months of July and August.
6. All counts of less than 10 are not shown due to FERPA

IPEDS/ADHE Graduation Rate Calculation by AGE

Cohort Year selected = 2010 and Time Period Covered = AFTER THREE (3) YEARS (from AY2010 thru AY2012) for Two-Year Colleges for Ages 35-44.

#	IT	College	FICE	Cohort	Transfers		Bacc.		Adv. Cert.		Assoc.		Tech. Cert.		Cert. Prof.		Graduates		Retained		Success		
					#	%	#	%	#	%	#	%	#	%	#	%	#	%	#	%	#	%	
1	2	ANC	012860	16		6.3		-		-		-		18.8		-		18.8		12.5		31.3	
2	2	ASUB	001091	26		7.7		-		-		11.5		26.9		7.7	12	46.2		11.5		15	57.7
3	2	ASUMH	901090	10		-		-		-		40.0		10.0		10.0		60.0		-			60.0
4	2	ASUN	011949	27		-		-		-		14.8		14.8		-		29.6		3.7			33.3
5	2	BRTC	020522	34		8.8		-		-		14.7		5.9		5.9		26.5		11.8		13	38.2
6	2	CCCUA	022209			-		-		-		12.5		-		-		12.5		37.5			50.0
7	2	CotO	009976			16.7		-		-		-		16.7		-		16.7		16.7			33.3
8	2	EACC	012260	19		5.3		-		-		-		31.6		-		31.6		15.8			47.4
9	2	MSCC	023482	12		8.3		-		-		25.0		-		8.3		33.3		16.7			50.0
10	2	NAC	012261	26		-		-		-		7.7		19.2		3.8		30.8		23.1		14	53.8
11	2	NPCC	012105	27		-		-		-		18.5		11.1		-		29.6		25.9		15	55.6
12	2	NWACC	030633	37		2.7		-		-		16.2		-		-		16.2	17	45.9		23	62.2
13	2	OZC	020870	14		7.1		-		-		7.1		-		14.3		21.4		35.7			57.1
14	2	PCCUA	001104			25.0		-		-		-		25.0		-		25.0		25.0			50.0
15	2	PTC	020753	88		3.4		-		-		6.8		8.0		-	13	14.8	42	47.7		55	62.5
16	2	RMCC	021111			28.6		-		-		28.6		-		-		28.6		-			28.6
17	2	SACC	020746	14		14.3		-		-		7.1		7.1		-		14.3		14.3			28.6
18	2	SAUT	007738	19		10.5		-		-		5.3		36.8		10.5	10	52.6		5.3		11	57.9
19	2	SEAC	005707	18		-		-		-		11.1		16.7		-		27.8		33.3		11	61.1
20	2	UACCB	020735	21		14.3		-		-		-		-		14.3		14.3		23.8			38.1
21	2	UACCH	005732	18		-		-		-		16.7		5.6		22.2		44.4		16.7		11	61.1
22	2	UACCM	005245	27		3.7		-		-		25.9		-		3.7		29.6		18.5		13	48.1
2-Year Colleges				478	25	5.2		-		-		56	11.7	52	10.9	19	4.0	127	26.6	119	24.9	246	51.5

NOTES: When a student received more than one award, only the highest award was counted.

TIME PERIOD CONSIDERATIONS:

1. CP Graduates are counted from these graduation dates = '092009', '102009', '112009', '122009', '012010', '022010', '032010', '042010', '052010', so this is essentially through the Spring term.
2. TC Graduates include 1 full academic year plus these graduation dates = '072010', '082010', '092010', '102010', '112010', '122010', so this is through the next Fall term.
3. Associate Graduates include 3 full academic years plus these graduation dates = '072012', '082012', so this includes the next 2 months of July and August.
4. AC Graduates include 4 full academic years plus these graduation dates = '072013', '082013', '092013', '102013', '112013', '122013', so this is through the next Fall term.
5. Baccalaureate Graduates include 6 full academic years plus these graduation dates = '072015', '082015', so this includes the next 2 months of July and August.
6. All counts of less than 10 are not shown due to FERPA

IPEDS/ADHE Graduation Rate Calculation by AGE

Cohort Year selected = 2006 and Time Period Covered = AFTER THREE (3) YEARS (from AY2006 thru AY2008) for Two-Year Colleges for Ages 45-54.

#	IT	College	FICE	Cohort	Transfers		Bacc.		Adv. Cert.		Assoc.		Tech. Cert.		Cert. Prof.		Graduates		Retained		Success	
					#	%	#	%	#	%	#	%	#	%	#	%	#	%	#	%	#	%
1	2	ANC	012860			-		-		-	33.3		16.7		-		50.0		33.3		83.3	
2	2	ASUB	001091			-		-		-			83.3		-		83.3		-		83.3	
3	2	ASUMH	901090			-		-		-			25.0		-		25.0		25.0		50.0	
4	2	ASUN	011949			-		-		-			-		-		-		50.0		50.0	
5	2	BRTC	020522			-		-		-	25.0		25.0		-		50.0		-		50.0	
6	2	CCCUA	022209			-		-		-			-		-		-		-		-	
7	2	CotO	009976			-		-		-	33.3		66.7		-		100.0		-		100.0	
8	2	EACC	012260			-		-		-	80.0		-		-		80.0		20.0		100.0	
9	2	MSCC	023482			-		-		-			-		-		-		-		-	
10	2	NAC	012261			-		-		-			33.3		-		33.3		16.7		50.0	
11	2	NPCC	012105			-		-		-			-		-		-		-		-	
12	2	NWACC	030633			-		-		-			-		-		-		-		-	
13	2	OZC	020870			-		-		-	25.0		-		-		25.0		25.0		50.0	
14	2	PCCUA	001104			-		-		-	20.0		-		-		20.0		-		20.0	
15	2	PTC	020753	18		5.6		-		-	5.6		5.6		-		11.1		27.8		38.9	
16	2	RMCC	021111			-		-		-			33.3		-		33.3		-		33.3	
17	2	SACC	020746			-		-		-			-		-		-		33.3		33.3	
18	2	SAUT	007738			-		-		-	33.3		33.3		-		66.7		33.3		100.0	
19	2	SEAC	005707			-		-		-			-		-		-		25.0		25.0	
20	2	UACCB	020735			-		-		-	33.3		-		-		33.3		33.3		66.7	
21	2	UACCH	005732			-		-		-	16.7		-		16.7		33.3		33.3		66.7	
22	2	UACCM	005245			-		-		-			-		-		-		-		-	
2-Year Colleges				95		1.1		-		-	14	14.7	15	15.8		1.1	30	31.6	18	18.9	48	50.5

NOTES: When a student received more than one award, only the highest award was counted.

TIME PERIOD CONSIDERATIONS:

1. CP Graduates are counted from these graduation dates = '092005', '102005', '112005', '122005', '012006', '022006', '032006', '042006', '052006', so this is essentially through the Spring term.
2. TC Graduates include 1 full academic year plus these graduation dates = '072006', '082006', '092006', '102006', '112006', '122006', so this is through the next Fall term.
3. Associate Graduates include 3 full academic years plus these graduation dates = '072008', '082008', so this includes the next 2 months of July and August.
4. AC Graduates include 4 full academic years plus these graduation dates = '072009', '082009', '092009', '102009', '112009', '122009', so this is through the next Fall term.
5. Baccalaureate Graduates include 6 full academic years plus these graduation dates = '072011', '082011', so this includes the next 2 months of July and August.
6. All counts of less than 10 are not shown due to FERPA

IPEDS/ADHE Graduation Rate Calculation by AGE

Cohort Year selected = 2007 and Time Period Covered = AFTER THREE (3) YEARS (from AY2007 thru AY2009) for Two-Year Colleges for Ages 45-54.

#	IT	College	FICE	Cohort	Transfers		Bacc.		Adv. Cert.		Assoc.		Tech. Cert.		Cert. Prof.		Graduates		Retained		Success	
					#	%	#	%	#	%	#	%	#	%	#	%	#	%	#	%	#	%
1	2	ANC	012860											33.3				33.3		33.3		66.7
2	2	ASUB	001091								28.6		28.6					57.1		14.3		71.4
3	2	ASUMH	901090																			
4	2	ASUN	011949																			
5	2	BRTC	020522				11.1				33.3		22.2					55.6		11.1		66.7
6	2	CCCUA	022209																			
7	2	CotO	009976																100.0			100.0
8	2	EACC	012260																			
9	2	MSCC	023482																			
10	2	NAC	012261										25.0					25.0				25.0
11	2	NPCC	012105								50.0							50.0		25.0		75.0
12	2	NWACC	030633																	33.3		33.3
13	2	OZC	020870								87.5							87.5				87.5
14	2	PCCUA	001104								33.3							33.3				33.3
15	2	PTC	020753	11			9.1						9.1					9.1		18.2		27.3
16	2	RMCC	021111																			
17	2	SACC	020746																			
18	2	SAUT	007738										100.0					100.0				100.0
19	2	SEAC	005707																	33.3		33.3
20	2	UACCB	020735								33.3							33.3		33.3		66.7
21	2	UACCH	005732								25.0				25.0			50.0				50.0
22	2	UACCM	005245																	33.3		33.3
2-Year Colleges				82			2.4				19	23.2		9.8		1.2	28	34.1	13	15.9	41	50.0

NOTES: When a student received more than one award, only the highest award was counted.

TIME PERIOD CONSIDERATIONS:

1. CP Graduates are counted from these graduation dates = '092006', '102006', '112006', '122006', '012007', '022007', '032007', '042007', '052007', so this is essentially through the Spring term.
2. TC Graduates include 1 full academic year plus these graduation dates = '072007', '082007', '092007', '102007', '112007', '122007', so this is through the next Fall term.
3. Associate Graduates include 3 full academic years plus these graduation dates = '072009', '082009', so this includes the next 2 months of July and August.
4. AC Graduates include 4 full academic years plus these graduation dates = '072010', '082010', '092010', '102010', '112010', '122010', so this is through the next Fall term.
5. Baccalaureate Graduates include 6 full academic years plus these graduation dates = '072012', '082012', so this includes the next 2 months of July and August.
6. All counts of less than 10 are not shown due to FERPA

IPEDS/ADHE Graduation Rate Calculation by AGE

Cohort Year selected = 2008 and Time Period Covered = AFTER THREE (3) YEARS (from AY2008 thru AY2010) for Two-Year Colleges for Ages 45-54.

#	IT	College	FICE	Cohort	Transfers		Bacc.		Adv. Cert.		Assoc.		Tech. Cert.		Cert. Prof.		Graduates		Retained		Success		
					#	%	#	%	#	%	#	%	#	%	#	%	#	%	#	%	#	%	
1	2	ANC	012860			-		-		-		-		-		-		-		50.0		50.0	
2	2	ASUB	001091	19		5.3		-		-		21.1		26.3		10.5		11	57.9		10.5	13	68.4
3	2	ASUMH	901090			-		-		-		25.0		-		-			25.0		-	25.0	
4	2	ASUN	011949			-		-		-		-		-		-			-		-	-	
5	2	BRTC	020522	26		-		-		-	11	42.3		15.4		-		15	57.7		7.7	17	65.4
6	2	CCCUA	022209			-		-		-		-		-		-			-		-	-	
7	2	CotO	009976			-		-		-		-		50.0		-			50.0		-	50.0	
8	2	EACC	012260			-		-		-		12.5		-		-			12.5		12.5	25.0	
9	2	MSCC	023482			20.0		-		-		20.0		-		-			20.0		-	20.0	
10	2	NAC	012261			-		-		-		-		42.9		-			42.9		-	42.9	
11	2	NPCC	012105	16		-		-		-		25.0		18.8		-			43.8		18.8	10	62.5
12	2	NWACC	030633			-		-		-		50.0		-		-			50.0		-	50.0	
13	2	OZC	020870			-		-		-		33.3		-		-			33.3		22.2	55.6	
14	2	PCCUA	001104			-		-		-		-		-		-			-		-	-	
15	2	PTC	020753	28		-		-		-		3.6		21.4		-			25.0		32.1	16	57.1
16	2	RMCC	021111			-		-		-		-		-		-			-		-	-	
17	2	SACC	020746			50.0		-		-		-		-		-			-		-	-	
18	2	SAUT	007738			-		-		-		-		25.0		-			25.0		-	25.0	
19	2	SEAC	005707			-		-		-		16.7		-		-			16.7		33.3	50.0	
20	2	UACCB	020735	11		-		-		-		18.2		-		18.2			36.4		-	36.4	
21	2	UACCH	005732			11.1		-		-		11.1		-		33.3			44.4		-	44.4	
22	2	UACCM	005245			-		-		-		14.3		-		-			14.3		28.6	42.9	
2-Year Colleges				174		2.3		-		-	33	19.0	23	13.2		4.0	63	36.2	24	13.8	87	50.0	

NOTES: When a student received more than one award, only the highest award was counted.

TIME PERIOD CONSIDERATIONS:

1. CP Graduates are counted from these graduation dates = '092007', '102007', '112007', '122007', '012008', '022008', '032008', '042008', '052008', so this is essentially through the Spring term.
2. TC Graduates include 1 full academic year plus these graduation dates = '072008', '082008', '092008', '102008', '112008', '122008', so this is through the next Fall term.
3. Associate Graduates include 3 full academic years plus these graduation dates = '072010', '082010', so this includes the next 2 months of July and August.
4. AC Graduates include 4 full academic years plus these graduation dates = '072011', '082011', '092011', '102011', '112011', '122011', so this is through the next Fall term.
5. Baccalaureate Graduates include 6 full academic years plus these graduation dates = '072013', '082013', so this includes the next 2 months of July and August.
6. All counts of less than 10 are not shown due to FERPA

IPEDS/ADHE Graduation Rate Calculation by AGE

Cohort Year selected = 2009 and Time Period Covered = AFTER THREE (3) YEARS (from AY2009 thru AY2011) for Two-Year Colleges for Ages 45-54.

#	IT	College	FICE	Cohort	Transfers		Bacc.		Adv. Cert.		Assoc.		Tech. Cert.		Cert. Prof.		Graduates		Retained		Success	
					#	%	#	%	#	%	#	%	#	%	#	%	#	%	#	%	#	%
1	2	ANC	012860			-		-		-		-		-		-		-		-		-
2	2	ASUB	001091			-		-		-	14.3		28.6		14.3		57.1		-		-	57.1
3	2	ASUMH	901090			40.0		-		-	20.0		-		-		20.0		-		-	20.0
4	2	ASUN	011949			-		-		-	20.0		20.0		-		40.0		-		-	40.0
5	2	BRTC	020522			33.3		-		-	-		-		33.3		33.3		33.3		-	66.7
6	2	CCCUA	022209			-		-		-	-		25.0		25.0		50.0		50.0		-	100.0
7	2	CotO	009976			-		-		-	33.3		-		-		33.3		-		-	33.3
8	2	EACC	012260			-		-		-	-		-		-		-		50.0		-	50.0
9	2	MSCC	023482			-		-		-	33.3		-		-		33.3		33.3		-	66.7
10	2	NAC	012261			-		-		-	-		50.0		-		50.0		50.0		-	100.0
11	2	NPCC	012105	12		-		-		-	8.3		33.3		-		41.7		16.7		-	58.3
12	2	NWACC	030633			-		-		-	20.0		-		-		20.0		60.0		-	80.0
13	2	OZC	020870			-		-		-	-		-		12.5		12.5		37.5		-	50.0
14	2	PCCUA	001104			-		-		-	-		100.0		-		100.0		-		-	100.0
15	2	PTC	020753	14		-		-		-	-		7.1		-		7.1		21.4		-	28.6
16	2	RMCC	021111			-		-		-	33.3		-		-		33.3		16.7		-	50.0
17	2	SACC	020746			-		-		-	-		-		-		-		57.1		-	57.1
18	2	SAUT	007738			16.7		-		-	16.7		50.0		-		66.7		16.7		-	83.3
19	2	SEAC	005707			-		-		-	-		-		-		-		75.0		-	75.0
20	2	UACCB	020735			-		-		-	42.9		-		-		42.9		14.3		-	57.1
21	2	UACCH	005732	12		8.3		-		-	8.3		33.3		25.0		66.7		16.7		10	83.3
22	2	UACCM	005245			-		-		-	60.0		-		-		60.0		20.0		-	80.0
2-Year Colleges					124	4.0					17	13.7	18	14.5		5.6	42	33.9	31	25.0	73	58.9

NOTES: When a student received more than one award, only the highest award was counted.

TIME PERIOD CONSIDERATIONS:

1. CP Graduates are counted from these graduation dates = '092008', '102008', '112008', '122008', '012009', '022009', '032009', '042009', '052009', so this is essentially through the Spring term.
2. TC Graduates include 1 full academic year plus these graduation dates = '072009', '082009', '092009', '102009', '112009', '122009', so this is through the next Fall term.
3. Associate Graduates include 3 full academic years plus these graduation dates = '072011', '082011', so this includes the next 2 months of July and August.
4. AC Graduates include 4 full academic years plus these graduation dates = '072012', '082012', '092012', '102012', '112012', '122012', so this is through the next Fall term.
5. Baccalaureate Graduates include 6 full academic years plus these graduation dates = '072014', '082014', so this includes the next 2 months of July and August.
6. All counts of less than 10 are not shown due to FERPA

IPEDS/ADHE Graduation Rate Calculation by AGE

Cohort Year selected = 2010 and Time Period Covered = AFTER THREE (3) YEARS (from AY2010 thru AY2012) for Two-Year Colleges for Ages 45-54.

#	IT	College	FICE	Cohort	Transfers		Bacc.		Adv. Cert.		Assoc.		Tech. Cert.		Cert. Prof.		Graduates		Retained		Success		
					#	%	#	%	#	%	#	%	#	%	#	%	#	%	#	%	#	%	
1	2	ANC	012860									12.5			12.5			25.0		12.5		37.5	
2	2	ASUB	001091	16							25.0		37.5				10	62.5		18.8		81.3	
3	2	ASUMH	901090								33.3		16.7		16.7			66.7				66.7	
4	2	ASUN	011949	12							8.3		16.7		8.3			33.3		8.3		41.7	
5	2	BRTC	020522	16		6.3					12.5		18.8					31.3		31.3		62.5	
6	2	CCCUA	022209								50.0							50.0		25.0		75.0	
7	2	CotO	009976								50.0							50.0		16.7		66.7	
8	2	EACC	012260								14.3		57.1					71.4		14.3		85.7	
9	2	MSCC	023482								20.0				20.0			40.0		20.0		60.0	
10	2	NAC	012261								11.1							11.1		11.1		22.2	
11	2	NPCC	012105	27							14.8		11.1					25.9		25.9		51.9	
12	2	NWACC	030633								22.2							22.2		33.3		55.6	
13	2	OZC	020870								42.9							42.9		14.3		57.1	
14	2	PCCUA	001104																				
15	2	PTC	020753	38		5.3					5.3		5.3					10.5		16	42.1	20	52.6
16	2	RMCC	021111								16.7							16.7		16.7		33.3	
17	2	SACC	020746																	33.3		33.3	
18	2	SAUT	007738			14.3							28.6					28.6		14.3		42.9	
19	2	SEAC	005707			33.3									66.7			66.7				66.7	
20	2	UACCB	020735	14							14.3				14.3			28.6		35.7		64.3	
21	2	UACCH	005732	14									14.3		21.4			35.7		14.3		50.0	
22	2	UACCM	005245			22.2														33.3		33.3	
2-Year Colleges				228		3.1					32	14.0	25	11.0	11	4.8	68	29.8	55	24.1	123	53.9	

NOTES: When a student received more than one award, only the highest award was counted.

TIME PERIOD CONSIDERATIONS:

1. CP Graduates are counted from these graduation dates = '092009', '102009', '112009', '122009', '012010', '022010', '032010', '042010', '052010', so this is essentially through the Spring term.
2. TC Graduates include 1 full academic year plus these graduation dates = '072010', '082010', '092010', '102010', '112010', '122010', so this is through the next Fall term.
3. Associate Graduates include 3 full academic years plus these graduation dates = '072012', '082012', so this includes the next 2 months of July and August.
4. AC Graduates include 4 full academic years plus these graduation dates = '072013', '082013', '092013', '102013', '112013', '122013', so this is through the next Fall term.
5. Baccalaureate Graduates include 6 full academic years plus these graduation dates = '072015', '082015', so this includes the next 2 months of July and August.
6. All counts of less than 10 are not shown due to FERPA

IPEDS/ADHE Graduation Rate Calculation by AGE

Cohort Year selected = 2006 and Time Period Covered = AFTER THREE (3) YEARS (from AY2006 thru AY2008) for Two-Year Colleges for Ages 55 or Older.

#	IT	College	FICE	Cohort	Transfers		Bacc.		Adv. Cert.		Assoc.		Tech. Cert.		Cert. Prof.		Graduates		Retained		Success	
					#	%	#	%	#	%	#	%	#	%	#	%	#	%	#	%	#	%
1	2	ANC	012860			-		-		-		-		-		-		-		-		-
2	2	ASUB	001091			-		-		-		-		-		50.0		50.0		-		50.0
3	2	ASUMH	901090			-		-		-		-		-		-		-		-		-
4	2	ASUN	011949			-		-		-		-		-		-		-		-		-
5	2	BRTC	020522			-		-		-		100.0		-		-		100.0		-		100.0
6	2	CCCUA	022209			-		-		-		-		-		-		-		-		-
7	2	CotO	009976			-		-		-		-		-		-		-		-		-
8	2	EACC	012260			-		-		-		-		-		-		-		-		-
9	2	MSCC	023482			-		-		-		-		-		-		-		-		-
10	2	NAC	012261			-		-		-		-		-		-		-		100.0		100.0
11	2	NPCC	012105			-		-		-		-		-		-		-		-		-
12	2	NWACC	030633			-		-		-		-		-		-		-		-		-
13	2	OZC	020870			-		-		-		-		-		-		-		-		-
14	2	PCCUA	001104			-		-		-		-		-		-		-		-		-
15	2	PTC	020753			-		-		-		20.0		20.0		20.0		60.0		-		60.0
16	2	RMCC	021111			-		-		-		-		-		-		-		-		-
17	2	SACC	020746			-		-		-		-		-		-		-		-		-
18	2	SAUT	007738			-		-		-		-		-		-		-		-		-
19	2	SEAC	005707			-		-		-		-		-		-		-		-		-
20	2	UACCB	020735			-		-		-		-		-		-		-		-		-
21	2	UACCH	005732			100.0		-		-		-		-		-		-		-		-
22	2	UACCM	005245			-		-		-		-		-		-		-		-		-
2-Year Colleges				15	6.7						13.3		6.7		13.3		33.3		13.3		46.7	

NOTES: When a student received more than one award, only the highest award was counted.

TIME PERIOD CONSIDERATIONS:

1. CP Graduates are counted from these graduation dates = '092005', '102005', '112005', '122005', '012006', '022006', '032006', '042006', '052006', so this is essentially through the Spring term.
2. TC Graduates include 1 full academic year plus these graduation dates = '072006', '082006', '092006', '102006', '112006', '122006', so this is through the next Fall term.
3. Associate Graduates include 3 full academic years plus these graduation dates = '072008', '082008', so this includes the next 2 months of July and August.
4. AC Graduates include 4 full academic years plus these graduation dates = '072009', '082009', '092009', '102009', '112009', '122009', so this is through the next Fall term.
5. Baccalaureate Graduates include 6 full academic years plus these graduation dates = '072011', '082011', so this includes the next 2 months of July and August.
6. All counts of less than 10 are not shown due to FERPA

IPEDS/ADHE Graduation Rate Calculation by AGE

Cohort Year selected = 2007 and Time Period Covered = AFTER THREE (3) YEARS (from AY2007 thru AY2009) for Two-Year Colleges for Ages 55 or Older.

#	IT	College	FICE	Cohort	Transfers		Bacc.		Adv. Cert.		Assoc.		Tech. Cert.		Cert. Prof.		Graduates		Retained		Success	
					#	%	#	%	#	%	#	%	#	%	#	%	#	%	#	%	#	%
1	2	ANC	012860											100.0				100.0				100.0
2	2	ASUB	001091																			
3	2	ASUMH	901090																			
4	2	ASUN	011949																			
5	2	BRTC	020522											100.0				100.0				100.0
6	2	CCCUA	022209																			
7	2	CotO	009976																			
8	2	EACC	012260																			
9	2	MSCC	023482																			
10	2	NAC	012261											50.0				50.0				50.0
11	2	NPCC	012105																			
12	2	NWACC	030633																			
13	2	OZC	020870																25.0			25.0
14	2	PCCUA	001104								100.0							100.0				100.0
15	2	PTC	020753											50.0				50.0				50.0
16	2	RMCC	021111																			
17	2	SACC	020746																			
18	2	SAUT	007738																			
19	2	SEAC	005707																			
20	2	UACCB	020735																			
21	2	UACCH	005732																			
22	2	UACCM	005245																			
2-Year Colleges				19							5.3			21.1				26.3			5.3	31.6

NOTES: When a student received more than one award, only the highest award was counted.

TIME PERIOD CONSIDERATIONS:

1. CP Graduates are counted from these graduation dates = '092006', '102006', '112006', '122006', '012007', '022007', '032007', '042007', '052007', so this is essentially through the Spring term.
2. TC Graduates include 1 full academic year plus these graduation dates = '072007', '082007', '092007', '102007', '112007', '122007', so this is through the next Fall term.
3. Associate Graduates include 3 full academic years plus these graduation dates = '072009', '082009', so this includes the next 2 months of July and August.
4. AC Graduates include 4 full academic years plus these graduation dates = '072010', '082010', '092010', '102010', '112010', '122010', so this is through the next Fall term.
5. Baccalaureate Graduates include 6 full academic years plus these graduation dates = '072012', '082012', so this includes the next 2 months of July and August.
6. All counts of less than 10 are not shown due to FERPA

IPEDS/ADHE Graduation Rate Calculation by AGE

Cohort Year selected = 2008 and Time Period Covered = AFTER THREE (3) YEARS (from AY2008 thru AY2010) for Two-Year Colleges for Ages 55 or Older.

#	IT	College	FICE	Cohort	Transfers		Bacc.		Adv. Cert.		Assoc.		Tech. Cert.		Cert. Prof.		Graduates		Retained		Success	
					#	%	#	%	#	%	#	%	#	%	#	%	#	%	#	%	#	%
1	2	ANC	012860			-		-		-		-		-		-		-		-		-
2	2	ASUB	001091			-		-		-	25.0		25.0		-		50.0		25.0		75.0	
3	2	ASUMH	901090			-		-		-	100.0		-		-		100.0		-		100.0	
4	2	ASUN	011949			-		-		-	-		-		-		-		-		-	
5	2	BRTC	020522			-		-		-	20.0		60.0		-		80.0		-		80.0	
6	2	CCCUA	022209			-		-		-	-		-		-		-		-		-	
7	2	CotO	009976			-		-		-	-		-		-		-		-		-	
8	2	EACC	012260			-		-		-	-		-		-		-		-		-	
9	2	MSCC	023482			-		-		-	-		-		-		-		-		-	
10	2	NAC	012261			-		-		-	-		-		-		-		-		-	
11	2	NPCC	012105			-		-		-	12.5		75.0		-		87.5		-		87.5	
12	2	NWACC	030633			-		-		-	-		-		-		-		-		-	
13	2	OZC	020870			-		-		-	-		-		100.0		100.0		-		100.0	
14	2	PCCUA	001104			-		-		-	-		-		-		-		-		-	
15	2	PTC	020753			-		-		-	-		25.0		-		25.0		-		25.0	
16	2	RMCC	021111			-		-		-	-		-		-		-		-		-	
17	2	SACC	020746			-		-		-	-		-		-		-		-		-	
18	2	SAUT	007738			-		-		-	100.0		-		-		100.0		-		100.0	
19	2	SEAC	005707			-		-		-	-		-		-		-		-		-	
20	2	UACCB	020735			-		-		-	50.0		-		-		50.0		-		50.0	
21	2	UACCH	005732			-		-		-	-		-		100.0		100.0		-		100.0	
22	2	UACCM	005245			-		-		-	-		-		-		-		-		-	
2-Year Colleges				35							20.0		11	31.4		5.7	20	57.1		2.9	21	60.0

NOTES: When a student received more than one award, only the highest award was counted.

TIME PERIOD CONSIDERATIONS:

1. CP Graduates are counted from these graduation dates = '092007', '102007', '112007', '122007', '012008', '022008', '032008', '042008', '052008', so this is essentially through the Spring term.
2. TC Graduates include 1 full academic year plus these graduation dates = '072008', '082008', '092008', '102008', '112008', '122008', so this is through the next Fall term.
3. Associate Graduates include 3 full academic years plus these graduation dates = '072010', '082010', so this includes the next 2 months of July and August.
4. AC Graduates include 4 full academic years plus these graduation dates = '072011', '082011', '092011', '102011', '112011', '122011', so this is through the next Fall term.
5. Baccalaureate Graduates include 6 full academic years plus these graduation dates = '072013', '082013', so this includes the next 2 months of July and August.
6. All counts of less than 10 are not shown due to FERPA

IPEDS/ADHE Graduation Rate Calculation by AGE

Cohort Year selected = 2009 and Time Period Covered = AFTER THREE (3) YEARS (from AY2009 thru AY2011) for Two-Year Colleges for Ages 55 or Older.

#	IT	College	FICE	Cohort	Transfers		Bacc.		Adv. Cert.		Assoc.		Tech. Cert.		Cert. Prof.		Graduates		Retained		Success	
					#	%	#	%	#	%	#	%	#	%	#	%	#	%	#	%	#	%
1	2	ANC	012860			-		-		-		-		-		-		-		-		-
2	2	ASUB	001091			-		-		-		-		-		-		-		-		-
3	2	ASUMH	901090			-		-		-		-		-		-		-		-		-
4	2	ASUN	011949			-		-		-		-	50.0		-		50.0		50.0		-	100.0
5	2	BRTC	020522			-		-		-		-			-		-		-		-	-
6	2	CCCUA	022209			-		-		-		-		100.0		-	100.0		-		-	100.0
7	2	CotO	009976			-		-		100.0		-		-		-	100.0		-		-	100.0
8	2	EACC	012260			-		-		-		-		-		-	-		-		-	-
9	2	MSCC	023482			-		-		-		-		-		-	-		-		-	-
10	2	NAC	012261			-		-		-		-		-		-	-		-		-	-
11	2	NPCC	012105			-		-		-		-	20.0		-		20.0		-		-	20.0
12	2	NWACC	030633			-		-		-		-		-		-	-		100.0		-	100.0
13	2	OZC	020870			-		-		-		-		-		-	-		100.0		-	100.0
14	2	PCCUA	001104			-		-		-		-		-		-	-		-		-	-
15	2	PTC	020753			-		-		-		-		-		-	-		25.0		-	25.0
16	2	RMCC	021111			-		-		-		-		-		-	-		-		-	-
17	2	SACC	020746			-		-		-		-		-		-	-		-		-	-
18	2	SAUT	007738			-		-		-		-		-		-	-		-		-	-
19	2	SEAC	005707			-		-		-		-		-		-	-		-		-	-
20	2	UACCB	020735			-		-		33.3		-		-	33.3		66.7		-		-	66.7
21	2	UACCH	005732			-		-		-		-		-		-	-		-		-	-
22	2	UACCM	005245			-		-		-		-		-		-	-		-		-	-
2-Year Colleges				27							11.1		7.4		11.1		29.6		14.8		12	44.4

NOTES: When a student received more than one award, only the highest award was counted.

TIME PERIOD CONSIDERATIONS:

1. CP Graduates are counted from these graduation dates = '092008', '102008', '112008', '122008', '012009', '022009', '032009', '042009', '052009', so this is essentially through the Spring term.
2. TC Graduates include 1 full academic year plus these graduation dates = '072009', '082009', '092009', '102009', '112009', '122009', so this is through the next Fall term.
3. Associate Graduates include 3 full academic years plus these graduation dates = '072011', '082011', so this includes the next 2 months of July and August.
4. AC Graduates include 4 full academic years plus these graduation dates = '072012', '082012', '092012', '102012', '112012', '122012', so this is through the next Fall term.
5. Baccalaureate Graduates include 6 full academic years plus these graduation dates = '072014', '082014', so this includes the next 2 months of July and August.
6. All counts of less than 10 are not shown due to FERPA

IPEDS/ADHE Graduation Rate Calculation by AGE

Cohort Year selected = 2010 and Time Period Covered = AFTER THREE (3) YEARS (from AY2010 thru AY2012) for Two-Year Colleges for Ages 55 or Older.

#	IT	College	FICE	Cohort	Transfers		Bacc.		Adv. Cert.		Assoc.		Tech. Cert.		Cert. Prof.		Graduates		Retained		Success	
					#	%	#	%	#	%	#	%	#	%	#	%	#	%	#	%	#	%
1	2	ANC	012860			-		-		-		-		-		-		-		-		-
2	2	ASUB	001091			-		-		-	12.5		25.0		12.5		50.0		-		-	50.0
3	2	ASUMH	901090			-		-		-	-		-		-		-		50.0		-	50.0
4	2	ASUN	011949			-		-		-	33.3		16.7		-		50.0		16.7		-	66.7
5	2	BRTC	020522			-		-		-	-		50.0		-		50.0		-		-	50.0
6	2	CCCUA	022209			-		-		-	100.0		-		-		100.0		-		-	100.0
7	2	CotO	009976			-		-		-	100.0		-		-		100.0		-		-	100.0
8	2	EACC	012260			100.0		-		-	-		-		-		-		-		-	-
9	2	MSCC	023482			-		-		-	-		-		-		-		-		-	-
10	2	NAC	012261			-		-		-	-		33.3		-		33.3		-		-	33.3
11	2	NPCC	012105			-		-		-	-		50.0		-		50.0		-		-	50.0
12	2	NWACC	030633			-		-		-	-		-		100.0		100.0		-		-	100.0
13	2	OZC	020870			-		-		-	50.0		-		16.7		66.7		16.7		-	83.3
14	2	PCCUA	001104			-		-		-	-		-		-		-		-		-	-
15	2	PTC	020753			14.3		-		-	-		-		-		-		14.3		-	14.3
16	2	RMCC	021111			-		-		-	-		-		-		-		-		-	-
17	2	SACC	020746			-		-		-	-		-		-		-		-		-	-
18	2	SAUT	007738			-		-		-	-		-		-		-		-		-	-
19	2	SEAC	005707			-		-		-	100.0		-		-		100.0		-		-	100.0
20	2	UACCB	020735			-		-		-	-		-		-		-		50.0		-	50.0
21	2	UACCH	005732			-		-		-	-		100.0		-		100.0		-		-	100.0
22	2	UACCM	005245			-		-		-	-		-		-		-		-		-	-
2-Year Colleges				49		4.1		-		-	18.4		16.3		6.1	20	40.8		10.2	25	51.0	

NOTES: When a student received more than one award, only the highest award was counted.

TIME PERIOD CONSIDERATIONS:

1. CP Graduates are counted from these graduation dates = '092009', '102009', '112009', '122009', '012010', '022010', '032010', '042010', '052010', so this is essentially through the Spring term.
2. TC Graduates include 1 full academic year plus these graduation dates = '072010', '082010', '092010', '102010', '112010', '122010', so this is through the next Fall term.
3. Associate Graduates include 3 full academic years plus these graduation dates = '072012', '082012', so this includes the next 2 months of July and August.
4. AC Graduates include 4 full academic years plus these graduation dates = '072013', '082013', '092013', '102013', '112013', '122013', so this is through the next Fall term.
5. Baccalaureate Graduates include 6 full academic years plus these graduation dates = '072015', '082015', so this includes the next 2 months of July and August.
6. All counts of less than 10 are not shown due to FERPA

IPEDS/ADHE Graduation Rate Calculation: Remediated Students

Cohort Year selected = 2003 and Time Period Covered = AFTER SIX (6) YEARS (from AY2003 thru AY2008) for Four-Year Universities for Remediated Students.

#	IT	College	FICE	Cohort	Transfers		Bacc.		Adv. Cert.		Assoc.		Tech. Cert.		Cert. Prof.		Graduates		Retained		Success		
					#	%	#	%	#	%	#	%	#	%	#	%	#	%	#	%	#	%	
1	1	ASUJ	001090	642	130	20.2	144	22.4		-		0.3		-		-		146	22.7	60	9.3	206	32.1
2	1	ATU	001089	524	120	22.9	118	22.5		-		-		-		-		118	22.5	27	5.2	145	27.7
3	1	HSU	001098	279	66	23.7	63	22.6		-		-		-		-		63	22.6	22	7.9	85	30.5
4	1	SAUM	001107	348	70	20.1	77	22.1		-		0.3		-		-		78	22.4	14	4.0	92	26.4
5	1	UAF	001108	393	103	26.2	148	37.7		-		-		-		-		148	37.7	27	6.9	175	44.5
6	1	UAFS	001110	531	75	14.1	30	5.6		-		24	4.5		-	0.6		57	10.7	67	12.6	124	23.4
7	1	UALR	001101	492	123	25.0	70	14.2		-		-		-		-		70	14.2	55	11.2	125	25.4
8	1	UAM	001085	387	80	20.7	66	17.1		-		1.6		-		-		72	18.6	25	6.5	97	25.1
9	1	UAMS	001109			-		-		-		-		-		-							
10	1	UAPB	001086	642	98	15.3	165	25.7		-		-		-		-		165	25.7	56	8.7	221	34.4
11	1	UCA	001092	568	198	34.9	120	21.1		-		0.2		-		-		121	21.3	42	7.4	163	28.7
4-Year Universities				4,806	1,063	22.1	1,001	20.8		-		34	0.7		-		0.1	1,038	21.6	395	8.2	1,433	29.8

NOTES: When a student received more than one award, only the highest award was counted.

TIME PERIOD CONSIDERATIONS:

1. CP Graduates are counted from these graduation dates = '092002', '102002', '112002', '122002', '012003', '022003', '032003', '042003', '052003', so this is essentially through the Spring
2. TC Graduates include 1 full academic year plus these graduation dates = '072003', '082003', '092003', '102003', '112003', '122003', so this is through the next Fall term.
3. Associate Graduates include 3 full academic years plus these graduation dates = '072005', '082005', so this includes the next 2 months of July and August.
4. AC Graduates include 4 full academic years plus these graduation dates = '072006', '082006', '092006', '102006', '112006', '122006', so this is through the next Fall term.
5. Baccalaureate Graduates include 6 full academic years plus these graduation dates = '072008', '082008', so this includes the next 2 months of July and August.
6. Counts of less than 10 are not shown due to FERPA.

IPEDS/ADHE Graduation Rate Calculation: Remediated Students

Cohort Year selected = 2004 and Time Period Covered = AFTER SIX (6) YEARS (from AY2004 thru AY2009) for Four-Year Universities for Remediated Students.

#	IT	College	FICE	Cohort	Transfers		Bacc.		Adv. Cert.		Assoc.		Tech. Cert.		Cert. Prof.		Graduates		Retained		Success		
					#	%	#	%	#	%	#	%	#	%	#	%	#	%	#	%	#	%	
1	1	ASUJ	001090	660	124	18.8	146	22.1		-		0.6		-		-		150	22.7	49	7.4	199	30.2
2	1	ATU	001089	550	126	22.9	129	23.5		-		0.9		0.2		-		135	24.5	36	6.5	171	31.1
3	1	HSU	001098	220	65	29.5	44	20.0		-		-		-		-		44	20.0	13	5.9	57	25.9
4	1	SAUM	001107	298	54	18.1	65	21.8		-		-		-		-		65	21.8	11	3.7	76	25.5
5	1	UAF	001108	342	92	26.9	123	36.0		-		-		-		-		123	36.0	26	7.6	149	43.6
6	1	UAFS	001110	320	46	14.4	24	7.5		-		16	5.0		-	0.3		41	12.8	41	12.8	82	25.6
7	1	UALR	001101	463	124	26.8	38	8.2		-		0.4		-		-		40	8.6	34	7.3	74	16.0
8	1	UAM	001085	510	97	19.0	63	12.4		-		1.8	26	5.1		-		98	19.2	39	7.6	137	26.9
9	1	UAMS	001109			-		-		-		-		-		-							
10	1	UAPB	001086	677	86	12.7	159	23.5		-		-		-		-		159	23.5	56	8.3	215	31.8
11	1	UCA	001092	764	261	34.2	174	22.8		-		-		-		-		174	22.8	50	6.5	224	29.3
4-Year Universities				4,804	1,075	22.4	965	20.1		-		36	0.7	27	0.6		-	1,029	21.4	355	7.4	1,384	28.8

NOTES: When a student received more than one award, only the highest award was counted.

TIME PERIOD CONSIDERATIONS:

1. CP Graduates are counted from these graduation dates = '092003', '102003', '112003', '122003', '012004', '022004', '032004', '042004', '052004', so this is essentially through the Spring
2. TC Graduates include 1 full academic year plus these graduation dates = '072004', '082004', '092004', '102004', '112004', '122004', so this is through the next Fall term.
3. Associate Graduates include 3 full academic years plus these graduation dates = '072006', '082006', so this includes the next 2 months of July and August.
4. AC Graduates include 4 full academic years plus these graduation dates = '072007', '082007', '092007', '102007', '112007', '122007', so this is through the next Fall term.
5. Baccalaureate Graduates include 6 full academic years plus these graduation dates = '072009', '082009', so this includes the next 2 months of July and August.
6. Counts of less than 10 are not shown due to FERPA.

IPEDS/ADHE Graduation Rate Calculation: Remediated Students

Cohort Year selected = 2005 and Time Period Covered = AFTER SIX (6) YEARS (from AY2005 thru AY2010) for Four-Year Universities for Remediated Students.

#	IT	College	FICE	Cohort	Transfers		Bacc.		Adv. Cert.		Assoc.		Tech. Cert.		Cert. Prof.		Graduates		Retained		Success	
					#	%	#	%	#	%	#	%	#	%	#	%	#	%	#	%	#	%
1	1	ASUJ	001090	696	149	21.4	118	17.0		-		0.3		-		-	120	17.2	65	9.3	185	26.6
2	1	ATU	001089	571	125	21.9	130	22.8		-		0.5		-		-	133	23.3	42	7.4	175	30.6
3	1	HSU	001098	221	64	29.0	39	17.6		-		-		-		-	39	17.6	16	7.2	55	24.9
4	1	SAUM	001107	333	71	21.3	75	22.5		-		0.6		-		-	77	23.1		2.7	86	25.8
5	1	UAF	001108	380	85	22.4	159	41.8		-		-		-		-	159	41.8	18	4.7	177	46.6
6	1	UAFS	001110	355	43	12.1	23	6.5		-	25	7.0		-		-	48	13.5	41	11.5	89	25.1
7	1	UALR	001101	475	137	28.8	48	10.1		-		-		-		-	48	10.1	43	9.1	91	19.2
8	1	UAM	001085	394	71	18.0	58	14.7		-		0.5		-		-	60	15.2	29	7.4	89	22.6
9	1	UAMS	001109			-		-		-		-		-		-						
10	1	UAPB	001086	634	88	13.9	141	22.2		-		-		-		-	141	22.2	38	6.0	179	28.2
11	1	UCA	001092	621	193	31.1	115	18.5		-		0.2		-		-	116	18.7	45	7.2	161	25.9
4-Year Universities				4,680	1,026	21.9	906	19.4		-	35	0.7		-		-	941	20.1	346	7.4	1,287	27.5

NOTES: When a student received more than one award, only the highest award was counted.

TIME PERIOD CONSIDERATIONS:

1. CP Graduates are counted from these graduation dates = '092004', '102004', '112004', '122004', '012005', '022005', '032005', '042005', '052005', so this is essentially through the Spring
2. TC Graduates include 1 full academic year plus these graduation dates = '072005', '082005', '092005', '102005', '112005', '122005', so this is through the next Fall term.
3. Associate Graduates include 3 full academic years plus these graduation dates = '072007', '082007', so this includes the next 2 months of July and August.
4. AC Graduates include 4 full academic years plus these graduation dates = '072008', '082008', '092008', '102008', '112008', '122008', so this is through the next Fall term.
5. Baccalaureate Graduates include 6 full academic years plus these graduation dates = '072010', '082010', so this includes the next 2 months of July and August.
6. Counts of less than 10 are not shown due to FERPA.

IPEDS/ADHE Graduation Rate Calculation: Remediated Students

Cohort Year selected = 2006 and Time Period Covered = AFTER SIX (6) YEARS (from AY2006 thru AY2011) for Four-Year Universities for Remediated Students.

#	IT	College	FICE	Cohort	Transfers		Bacc.		Adv. Cert.		Assoc.		Tech. Cert.		Cert. Prof.		Graduates		Retained		Success	
					#	%	#	%	#	%	#	%	#	%	#	%	#	%	#	%	#	%
1	1	ASUJ	001090	715	130	18.2	158	22.1		-		0.3		-		-	160	22.4	38	5.3	198	27.7
2	1	ATU	001089	580	127	21.9	145	25.0		-		0.5		0.3		-	150	25.9	35	6.0	185	31.9
3	1	HSU	001098	207	62	30.0	49	23.7		-		-		-		-	49	23.7	10	4.8	59	28.5
4	1	SAUM	001107	309	63	20.4	62	20.1		-		0.3		-		-	63	20.4	19	6.1	82	26.5
5	1	UAF	001108	350	94	26.9	137	39.1		-		-		-		-	137	39.1	23	6.6	160	45.7
6	1	UAFS	001110	219	25	11.4	13	5.9		-		2.7		-		-	19	8.7	29	13.2	48	21.9
7	1	UALR	001101	461	110	23.9	56	12.1		-		-		-		-	56	12.1	39	8.5	95	20.6
8	1	UAM	001085	385	75	19.5	50	13.0		-		2.3		0.5		-	61	15.8	23	6.0	84	21.8
9	1	UAMS	001109			-		-		-		-		-		-						
10	1	UAPB	001086	646	103	15.9	130	20.1		-		-		-		-	130	20.1	36	5.6	166	25.7
11	1	UCA	001092	732	223	30.5	145	19.8		-		-		-		-	145	19.8	41	5.6	186	25.4
4-Year Universities				4,604	1,012	22.0	945	20.5		-	21	0.5		0.1		-	970	21.1	293	6.4	1,263	27.4

NOTES: When a student received more than one award, only the highest award was counted.

TIME PERIOD CONSIDERATIONS:

1. CP Graduates are counted from these graduation dates = '092005', '102005', '112005', '122005', '012006', '022006', '032006', '042006', '052006', so this is essentially through the Spring
2. TC Graduates include 1 full academic year plus these graduation dates = '072006', '082006', '092006', '102006', '112006', '122006', so this is through the next Fall term.
3. Associate Graduates include 3 full academic years plus these graduation dates = '072008', '082008', so this includes the next 2 months of July and August.
4. AC Graduates include 4 full academic years plus these graduation dates = '072009', '082009', '092009', '102009', '112009', '122009', so this is through the next Fall term.
5. Baccalaureate Graduates include 6 full academic years plus these graduation dates = '072011', '082011', so this includes the next 2 months of July and August.
6. Counts of less than 10 are not shown due to FERPA.

IPEDS/ADHE Graduation Rate Calculation: Remediated Students

Cohort Year selected = 2007 and Time Period Covered = AFTER SIX (6) YEARS (from AY2007 thru AY2012) for Four-Year Universities for Remediated Students.

#	IT	College	FICE	Cohort	Transfers		Bacc.		Adv. Cert.		Assoc.		Tech. Cert.		Cert. Prof.		Graduates		Retained		Success	
					#	%	#	%	#	%	#	%	#	%	#	%	#	%	#	%	#	%
1	1	ASUJ	001090	763	158	20.7	145	19.0		-		0.5		-		-	149	19.5	55	7.2	204	26.7
2	1	ATU	001089	537	125	23.3	116	21.6		-		1.3	10	1.9		1.7	142	26.4	38	7.1	180	33.5
3	1	HSU	001098	201	52	25.9	48	23.9		-		-		-		-	48	23.9		4.0	56	27.9
4	1	SAUM	001107	315	70	22.2	63	20.0		-		-		-		-	63	20.0	10	3.2	73	23.2
5	1	UAF	001108	371	85	22.9	142	38.3		-		-		-		-	142	38.3	27	7.3	169	45.6
6	1	UAFS	001110	208	23	11.1	17	8.2		-		4.3		-		-	26	12.5	26	12.5	52	25.0
7	1	UALR	001101	359	102	28.4	35	9.7		-		-		-		-	35	9.7	33	9.2	68	18.9
8	1	UAM	001085	355	74	20.8	41	11.5		0.3		1.4		-		-	47	13.2	20	5.6	67	18.9
9	1	UAMS	001109			-		-		-		-		-		-		-		-		-
10	1	UAPB	001086	614	72	11.7	154	25.1		-		-		-		-	154	25.1	32	5.2	186	30.3
11	1	UCA	001092	718	215	29.9	144	20.1		-		-		-		-	144	20.1	38	5.3	182	25.3
4-Year Universities				4,441	976	22.0	905	20.4		-	25	0.6	10	0.2		0.2	950	21.4	287	6.5	1,237	27.9

NOTES: When a student received more than one award, only the highest award was counted.

TIME PERIOD CONSIDERATIONS:

1. CP Graduates are counted from these graduation dates = '092006', '102006', '112006', '122006', '012007', '022007', '032007', '042007', '052007', so this is essentially through the Spring
2. TC Graduates include 1 full academic year plus these graduation dates = '072007', '082007', '092007', '102007', '112007', '122007', so this is through the next Fall term.
3. Associate Graduates include 3 full academic years plus these graduation dates = '072009', '082009', so this includes the next 2 months of July and August.
4. AC Graduates include 4 full academic years plus these graduation dates = '072010', '082010', '092010', '102010', '112010', '122010', so this is through the next Fall term.
5. Baccalaureate Graduates include 6 full academic years plus these graduation dates = '072012', '082012', so this includes the next 2 months of July and August.
6. Counts of less than 10 are not shown due to FERPA.

IPEDS/ADHE Graduation Rate Calculation: Remediated Students

Cohort Year selected = 2006 and Time Period Covered = AFTER THREE (3) YEARS (from AY2006 thru AY2008) for Two-Year Colleges for Remediated Students.

#	IT	College	FICE	Cohort	Transfers		Bacc.		Adv. Cert.		Assoc.		Tech. Cert.		Cert. Prof.		Graduates		Retained		Success	
					#	%	#	%	#	%	#	%	#	%	#	%	#	%	#	%	#	%
1	2	ANC	012860	254	11	4.3		-		-	22	8.7		0.4		-	23	9.1	54	21.3	77	30.3
2	2	ASUB	001091	388	59	15.2		-		-	71	18.3		-		-	71	18.3	82	21.1	153	39.4
3	2	ASUMH	901090	106	16	15.1		-		-		7.5		-	0.9			8.5	22	20.8	31	29.2
4	2	ASUN	011949	59		6.8		-		-		8.5		1.7		-		10.2	11	18.6	17	28.8
5	2	BRTC	020522	157	22	14.0		-		-	12	7.6		3.2		-	17	10.8	43	27.4	60	38.2
6	2	CCCUA	022209	80	10	12.5		-		-	13	16.3		-	1.3		14	17.5	28	35.0	42	52.5
7	2	CotO	009976	121	23	19.0		-		-	16	13.2		-	0.8		17	14.0	16	13.2	33	27.3
8	2	EACC	012260	195	15	7.7		-		-	25	12.8		-		-	25	12.8	47	24.1	72	36.9
9	2	MSCC	023482	101		6.9		-		-		7.9		-		-		7.9	28	27.7	36	35.6
10	2	NAC	012261	209	36	17.2		-		-	20	9.6		1.0		-	22	10.5	35	16.7	57	27.3
11	2	NPCC	012105	198	20	10.1		-		-	14	7.1		-		-	14	7.1	46	23.2	60	30.3
12	2	NWACC	030633	368	39	10.6		-		-	23	6.3		-	0.3		24	6.5	119	32.3	143	38.9
13	2	OZC	020870	150		6.0		-		-	14	9.3		-		-	14	9.3	31	20.7	45	30.0
14	2	PCCUA	001104	91	15	16.5		-		-		8.8		-		-		8.8	19	20.9	27	29.7
15	2	PTC	020753	708	70	9.9		-		-	36	5.1		0.8	0.3		44	6.2	245	34.6	289	40.8
16	2	RMCC	021111	65		13.8		-		-		10.8		1.5		-		12.3		9.2	14	21.5
17	2	SACC	020746	69		8.7		-		-		5.8		1.4		-		7.2	17	24.6	22	31.9
18	2	SAUT	007738	90		7.8		-		-	15	16.7		2.2	2.2		19	21.1	10	11.1	29	32.2
19	2	SEAC	005707	86		5.8		-		-		7.0		1.2		-		8.1	20	23.3	27	31.4
20	2	UACCB	020735	101		8.9		-		-		6.9		-	3.0		10	9.9	30	29.7	40	39.6
21	2	UACCH	005732	76		11.8		-		-	11	14.5		1.3	1.3		13	17.1	26	34.2	39	51.3
22	2	UACCM	005245	268	30	11.2		-		-	17	6.3		0.4	0.7		20	7.5	56	20.9	76	28.4
2-Year Colleges				3,940	431	10.9		-		-	362	9.2	22	0.6	14	0.4	398	10.1	991	25.2	1,389	35.3

NOTES: When a student received more than one award, only the highest award was counted.

TIME PERIOD CONSIDERATIONS:

1. CP Graduates are counted from these graduation dates = '092005', '102005', '112005', '122005', '012006', '022006', '032006', '042006', '052006', so this is essentially through the Spring
2. TC Graduates include 1 full academic year plus these graduation dates = '072006', '082006', '092006', '102006', '112006', '122006', so this is through the next Fall term.
3. Associate Graduates include 3 full academic years plus these graduation dates = '072008', '082008', so this includes the next 2 months of July and August.
4. AC Graduates include 4 full academic years plus these graduation dates = '072009', '082009', '092009', '102009', '112009', '122009', so this is through the next Fall term.
5. Baccalaureate Graduates include 6 full academic years plus these graduation dates = '072011', '082011', so this includes the next 2 months of July and August.
6. Counts of less than 10 are not shown due to FERPA.

IPEDS/ADHE Graduation Rate Calculation: Remediated Students

Cohort Year selected = 2007 and Time Period Covered = AFTER THREE (3) YEARS (from AY2007 thru AY2009) for Two-Year Colleges for Remediated Students.

#	IT	College	FICE	Cohort	Transfers		Bacc.		Adv. Cert.		Assoc.		Tech. Cert.		Cert. Prof.		Graduates		Retained		Success	
					#	%	#	%	#	%	#	%	#	%	#	%	#	%	#	%	#	%
1	2	ANC	012860	189	16	8.5		-		-	21	11.1		0.5		0.5	23	12.2	38	20.1	61	32.3
2	2	ASUB	001091	398	37	9.3		-		-	49	12.3		1.0		-	53	13.3	84	21.1	137	34.4
3	2	ASUMH	901090	95	12	12.6		-		-	13	13.7		-		6.3	19	20.0	23	24.2	42	44.2
4	2	ASUN	011949	72		12.5		-		-	10	13.9		5.6		-	14	19.4	17	23.6	31	43.1
5	2	BRTC	020522	177	23	13.0		-		-		5.1		0.6		1.1	12	6.8	51	28.8	63	35.6
6	2	CCCUA	022209	62		12.9		-		-		8.1		-		-		8.1	16	25.8	21	33.9
7	2	CotO	009976	100	23	23.0		-		-	11	11.0		2.0		2.0	15	15.0	17	17.0	32	32.0
8	2	EACC	012260	205	25	12.2		-		-	17	8.3		-		-	17	8.3	42	20.5	59	28.8
9	2	MSCC	023482	104		8.7		-		-		2.9		-		-		2.9	27	26.0	30	28.8
10	2	NAC	012261	132	19	14.4		-		-	17	12.9		1.5		-	19	14.4	25	18.9	44	33.3
11	2	NPCC	012105	176	12	6.8		-		-	17	9.7		0.6		-	18	10.2	41	23.3	59	33.5
12	2	NWACC	030633	391	34	8.7		-		-	21	5.4		-		0.5	23	5.9	137	35.0	160	40.9
13	2	OZC	020870	106	13	12.3		-		-	14	13.2		-		-	14	13.2	22	20.8	36	34.0
14	2	PCCUA	001104	57		7.0		-		-		8.8		-		-		8.8	12	21.1	17	29.8
15	2	PTC	020753	579	61	10.5		-		-	36	6.2	10	1.7		0.5	49	8.5	176	30.4	225	38.9
16	2	RMCC	021111	68	10	14.7		-		-		10.3		-		-		10.3	10	14.7	17	25.0
17	2	SACC	020746	64		9.4		-		-		4.7		3.1		-		7.8	24	37.5	29	45.3
18	2	SAUT	007738	76		11.8		-		-		11.8		2.6		2.6	13	17.1	13	17.1	26	34.2
19	2	SEAC	005707	117	11	9.4		-		-		6.0		-		0.9		6.8	36	30.8	44	37.6
20	2	UACCB	020735	118	11	9.3		-		-	15	12.7		0.8		0.8	17	14.4	37	31.4	54	45.8
21	2	UACCH	005732	79		10.1		-		-	10	12.7		-		1.3	11	13.9	19	24.1	30	38.0
22	2	UACCM	005245	247	40	16.2		-		-	27	10.9		0.4		-	28	11.3	40	16.2	68	27.5
2-Year Colleges				3,612	400	11.1		-		-	326	9.0	31	0.9	21	0.6	378	10.5	907	25.1	1,285	35.6

NOTES: When a student received more than one award, only the highest award was counted.

TIME PERIOD CONSIDERATIONS:

1. CP Graduates are counted from these graduation dates = '092006' , '102006' , '112006' , '122006' , '012007' , '022007' , '032007' , '042007' , '052007' , so this is essentially through the Spring
2. TC Graduates include 1 full academic year plus these graduation dates = '072007' , '082007' , '092007' , '102007' , '112007' , '122007' , so this is through the next Fall term.
3. Associate Graduates include 3 full academic years plus these graduation dates = '072009' , '082009' , so this includes the next 2 months of July and August.
4. AC Graduates include 4 full academic years plus these graduation dates = '072010' , '082010' , '092010' , '102010' , '112010' , '122010' , so this is through the next Fall term.
5. Baccalaureate Graduates include 6 full academic years plus these graduation dates = '072012' , '082012' , so this includes the next 2 months of July and August.
6. Counts of less than 10 are not shown due to FERPA.

IPEDS/ADHE Graduation Rate Calculation: Remediated Students

Cohort Year selected = 2008 and Time Period Covered = AFTER THREE (3) YEARS (from AY2008 thru AY2010) for Two-Year Colleges for Remediated Students.

#	IT	College	FICE	Cohort	Transfers		Bacc.		Adv. Cert.		Assoc.		Tech. Cert.		Cert. Prof.		Graduates		Retained		Success	
					#	%	#	%	#	%	#	%	#	%	#	%	#	%	#	%	#	%
1	2	ANC	012860	208	15	7.2		-		-	21	10.1		-		-	21	10.1	53	25.5	74	35.6
2	2	ASUB	001091	394	34	8.6		-		-	68	17.3		1.5	10	2.5	84	21.3	83	21.1	167	42.4
3	2	ASUMH	901090	93		4.3		-		-	15	16.1			2.2		17	18.3	23	24.7	40	43.0
4	2	ASUN	011949	79	11	13.9		-		-	10	12.7		7.6		-	16	20.3	11	13.9	27	34.2
5	2	BRTC	020522	206	16	7.8		-		-	36	17.5		2.9		-	42	20.4	51	24.8	93	45.1
6	2	CCCUA	022209	96	12	12.5		-		-		5.2			4.2		9.4	31	32.3	40	41.7	
7	2	CotO	009976	86	14	16.3		-		-		5.8			2.3		8.1	15	17.4	22	25.6	
8	2	EACC	012260	191	22	11.5		-		-	15	7.9				-	15	7.9	56	29.3	71	37.2
9	2	MSCC	023482	103		7.8		-		-		8.7				-	8.7	27	26.2	36	35.0	
10	2	NAC	012261	186	25	13.4		-		-	15	8.1		1.1		0.5	18	9.7	44	23.7	62	33.3
11	2	NPCC	012105	228	17	7.5		-		-	21	9.2	10	4.4		0.9	33	14.5	67	29.4	100	43.9
12	2	NWACC	030633	440	41	9.3		-		-	42	9.5			0.7		45	10.2	145	33.0	190	43.2
13	2	OZC	020870	138	10	7.2		-		-	13	9.4				-	13	9.4	32	23.2	45	32.6
14	2	PCCUA	001104	52		17.3		-		-		7.7				-	7.7	10	19.2	14	26.9	
15	2	PTC	020753	610	50	8.2		-		-	29	4.8	15	2.5		0.2	45	7.4	222	36.4	267	43.8
16	2	RMCC	021111	66	11	16.7		-		-		10.6				-	10.6		12.1	15	22.7	
17	2	SACC	020746	92		7.6		-		-		5.4			1.1		6.5	28	30.4	34	37.0	
18	2	SAUT	007738	122	10	8.2		-		-	22	18.0		0.8		-	23	18.9	22	18.0	45	36.9
19	2	SEAC	005707	120		6.7		-		-		5.0			1.7		6.7	43	35.8	51	42.5	
20	2	UACCB	020735	130	13	10.0		-		-	13	10.0			11	8.5	24	18.5	20	15.4	44	33.8
21	2	UACCH	005732	127		7.1		-		-	15	11.8		0.8		2.4	19	15.0	31	24.4	50	39.4
22	2	UACCM	005245	288	34	11.8		-		-	40	13.9				-	40	13.9	61	21.2	101	35.1
2-Year Colleges				4,055	380	9.4		-		-	416	10.3	47	1.2	42	1.0	505	12.5	1,083	26.7	1,588	39.2

NOTES: When a student received more than one award, only the highest award was counted.

TIME PERIOD CONSIDERATIONS:

1. CP Graduates are counted from these graduation dates = '092007', '102007', '112007', '122007', '012008', '022008', '032008', '042008', '052008', so this is essentially through the Spring
2. TC Graduates include 1 full academic year plus these graduation dates = '072008', '082008', '092008', '102008', '112008', '122008', so this is through the next Fall term.
3. Associate Graduates include 3 full academic years plus these graduation dates = '072010', '082010', so this includes the next 2 months of July and August.
4. AC Graduates include 4 full academic years plus these graduation dates = '072011', '082011', '092011', '102011', '112011', '122011', so this is through the next Fall term.
5. Baccalaureate Graduates include 6 full academic years plus these graduation dates = '072013', '082013', so this includes the next 2 months of July and August.
6. Counts of less than 10 are not shown due to FERPA.

IPEDS/ADHE Graduation Rate Calculation: Remediated Students

Cohort Year selected = 2009 and Time Period Covered = AFTER THREE (3) YEARS (from AY2009 thru AY2011) for Two-Year Colleges for Remediated Students.

#	IT	College	FICE	Cohort	Transfers		Bacc.		Adv. Cert.		Assoc.		Tech. Cert.		Cert. Prof.		Graduates		Retained		Success	
					#	%	#	%	#	%	#	%	#	%	#	%	#	%	#	%	#	%
1	2	ANC	012860	153	12	7.8		-		-	16	10.5		0.7		-	17	11.1	43	28.1	60	39.2
2	2	ASUB	001091	407	46	11.3		-		-	69	17.0		0.2		1.7	77	18.9	97	23.8	174	42.8
3	2	ASUMH	901090	112	10	8.9		-		-	24	21.4		-		0.9	25	22.3	22	19.6	47	42.0
4	2	ASUN	011949	106	10	9.4		-		-	14	13.2	12	11.3		0.9	27	25.5	15	14.2	42	39.6
5	2	BRTC	020522	176	16	9.1		-		-	20	11.4		2.3		-	24	13.6	43	24.4	67	38.1
6	2	CCCUA	022209	82		4.9		-		-	10	12.2		-		-	10	12.2	28	34.1	38	46.3
7	2	CotO	009976	104	11	10.6		-		-	13	12.5		-		1.9	15	14.4	23	22.1	38	36.5
8	2	EACC	012260	163	18	11.0		-		-	16	9.8		-		-	16	9.8	51	31.3	67	41.1
9	2	MSCC	023482	132	13	9.8		-		-		6.1		-		-		6.1	35	26.5	43	32.6
10	2	NAC	012261	175	11	6.3		-		-	18	10.3		0.6		-	19	10.9	36	20.6	55	31.4
11	2	NPCC	012105	210	15	7.1		-		-	19	9.0		-		1.9	23	11.0	68	32.4	91	43.3
12	2	NWACC	030633	438	32	7.3		-		-	34	7.8		-		0.2	35	8.0	153	34.9	188	42.9
13	2	OZC	020870	72		5.6		-		-		12.5		-		-		12.5	20	27.8	29	40.3
14	2	PCCUA	001104	99	10	10.1		-		-	14	14.1		1.0		-	15	15.2	32	32.3	47	47.5
15	2	PTC	020753	552	43	7.8		-		-	42	7.6		0.9		0.2	48	8.7	193	35.0	241	43.7
16	2	RMCC	021111	73		6.8		-		-	13	17.8		-		-	13	17.8	11	15.1	24	32.9
17	2	SACC	020746	105	11	10.5		-		-		6.7		-		-		6.7	35	33.3	42	40.0
18	2	SAUT	007738	143	22	15.4		-		-	31	21.7		1.4		3.5	38	26.6	23	16.1	61	42.7
19	2	SEAC	005707	80		2.5		-		-		5.0		-		-		5.0	25	31.3	29	36.3
20	2	UACCB	020735	112	18	16.1		-		-	16	14.3		-		4.5	21	18.8	25	22.3	46	41.1
21	2	UACCH	005732	88	11	12.5		-		-	16	18.2		4.5		3.4	23	26.1	22	25.0	45	51.1
22	2	UACCM	005245	311	24	7.7		-		-	44	14.1		1.0		1.0	50	16.1	61	19.6	111	35.7
2-Year Colleges				3,893	348	8.9		-		-	457	11.7	34	0.9	33	0.8	524	13.5	1,061	27.3	1,585	40.7

NOTES: When a student received more than one award, only the highest award was counted.

TIME PERIOD CONSIDERATIONS:

1. CP Graduates are counted from these graduation dates = '092008', '102008', '112008', '122008', '012009', '022009', '032009', '042009', '052009', so this is essentially through the Spring
2. TC Graduates include 1 full academic year plus these graduation dates = '072009', '082009', '092009', '102009', '112009', '122009', so this is through the next Fall term.
3. Associate Graduates include 3 full academic years plus these graduation dates = '072011', '082011', so this includes the next 2 months of July and August.
4. AC Graduates include 4 full academic years plus these graduation dates = '072012', '082012', '092012', '102012', '112012', '122012', so this is through the next Fall term.
5. Baccalaureate Graduates include 6 full academic years plus these graduation dates = '072014', '082014', so this includes the next 2 months of July and August.
6. Counts of less than 10 are not shown due to FERPA.

IPEDS/ADHE Graduation Rate Calculation: Remediated Students

Cohort Year selected = 2010 and Time Period Covered = AFTER THREE (3) YEARS (from AY2010 thru AY2012) for Two-Year Colleges for Remediated Students.

#	IT	College	FICE	Cohort	Transfers		Bacc.		Adv. Cert.		Assoc.		Tech. Cert.		Cert. Prof.		Graduates		Retained		Success	
					#	%	#	%	#	%	#	%	#	%	#	%	#	%	#	%	#	%
1	2	ANC	012860	254	16	6.3					19	7.5		0.4		2.4	26	10.2	61	24.0	87	34.3
2	2	ASUB	001091	495	42	8.5					78	15.8		0.4	12	2.4	92	18.6	109	22.0	201	40.6
3	2	ASUMH	901090	105		3.8					25	23.8		1.0		6.7	33	31.4	22	21.0	55	52.4
4	2	ASUN	011949	95		3.2					13	13.7		6.3		1.1	20	21.1	13	13.7	33	34.7
5	2	BRTC	020522	225	23	10.2					29	12.9				0.4	30	13.3	55	24.4	85	37.8
6	2	CCCUA	022209	89	12	13.5						10.1				2.2	11	12.4	20	22.5	31	34.8
7	2	CotO	009976	87		6.9					10	11.5				1.1	11	12.6	19	21.8	30	34.5
8	2	EACC	012260	192	29	15.1						4.7				0.5	10	5.2	42	21.9	52	27.1
9	2	MSCC	023482	150		4.0						6.0				2.0	12	8.0	45	30.0	57	38.0
10	2	NAC	012261	205	33	16.1					19	9.3		0.5			20	9.8	45	22.0	65	31.7
11	2	NPCC	012105	371	25	6.7					33	8.9		1.9		0.5	42	11.3	102	27.5	144	38.8
12	2	NWACC	030633	546	55	10.1					45	8.2				0.4	47	8.6	193	35.3	240	44.0
13	2	OZC	020870	130		6.2					18	13.8				0.8	19	14.6	25	19.2	44	33.8
14	2	PCCUA	001104	155	21	13.5					19	12.3				0.6	20	12.9	39	25.2	59	38.1
15	2	PTC	020753	809	85	10.5					52	6.4		0.7		0.1	59	7.3	294	36.3	353	43.6
16	2	RMCC	021111	65		9.2						7.7						7.7	14	21.5	19	29.2
17	2	SACC	020746	99	10	10.1						6.1		1.0		1.0		8.1	28	28.3	36	36.4
18	2	SAUT	007738	147	17	11.6					22	15.0		2.0		5.4	33	22.4	19	12.9	52	35.4
19	2	SEAC	005707	72		2.8						8.3				4.2		12.5	12	16.7	21	29.2
20	2	UACCB	020735	171	21	12.3					17	9.9			12	7.0	29	17.0	34	19.9	63	36.8
21	2	UACCH	005732	123		4.9					15	12.2		0.8		1.6	18	14.6	25	20.3	43	35.0
22	2	UACCM	005245	401	39	9.7					51	12.7		0.2		0.5	54	13.5	76	19.0	130	32.4
2-Year Colleges				4,986	469	9.4					509	10.2	30	0.6	69	1.4	608	12.2	1,292	25.9	1,900	38.1

NOTES: When a student received more than one award, only the highest award was counted.

TIME PERIOD CONSIDERATIONS:

1. CP Graduates are counted from these graduation dates = '092009', '102009', '112009', '122009', '012010', '022010', '032010', '042010', '052010', so this is essentially through the Spring
2. TC Graduates include 1 full academic year plus these graduation dates = '072010', '082010', '092010', '102010', '112010', '122010', so this is through the next Fall term.
3. Associate Graduates include 3 full academic years plus these graduation dates = '072012', '082012', so this includes the next 2 months of July and August.
4. AC Graduates include 4 full academic years plus these graduation dates = '072013', '082013', '092013', '102013', '112013', '122013', so this is through the next Fall term.
5. Baccalaureate Graduates include 6 full academic years plus these graduation dates = '072015', '082015', so this includes the next 2 months of July and August.
6. Counts of less than 10 are not shown due to FERPA.