

Comprehensive Arkansas Higher Education Annual Report

December 1, 2014



Athletic Retention and Graduation Rates

Arkansas Department of Higher Education

423 Main Street, Suite 400, Little Rock, AR 72201

ANNUAL REPORT ON RETENTION AND GRADUATION OF INTERCOLLEGIATE ATHLETES

This report complies with Act 267 of 1989 which requires reporting retention and graduation rates for entering freshmen who participate in Arkansas intercollegiate athletics. This information is produced from data submissions through the Arkansas Higher Education Information System for first-time, full-time, degree-seeking student athletes participating in football, basketball (men's and women's), baseball, cross country/track programs and others sports programs. Information related to initial athletic scholarship status also is included.

The following attachments are included.

Attachment 5-A	Overview of Athletic Participation
Attachment 5-B	Retention Rates of All Cohort Athletes, Remediated Athletes, and Non-Remediated Athletes
Attachment 5-C	Graduation Rates of Athletes
Attachment 5-D	Graduation Rates of Athletes by Sport: 4-Year Universities
Attachment 5-E	Graduation Rates of Athletes by Sport: 2-Year Colleges
Attachment 5-F	Graduation Rates of Remediated Athletes

Methodology

The methodology used herein closely follows the methodology used in the Annual Report on Student Retention and Graduation. The only factors different are the use of the athlete table and fields in the AHEIS/SISDB (Arkansas Higher Education Information System/Student Information System Database). These fields identify whether or not the athlete was first-time entering, what sport they participated in, and whether or not the student received an athletic scholarship.

NOTE: The methodology used herein does not correspond with the NCAA GSR (Graduation Success Rate) methodology.

During the period of this review ten of the 4-Year Universities and two of the 2-Year Colleges participated in athletics.

1. ASUJ – Arkansas State University Jonesboro
2. ATU – Arkansas Tech University
3. HSU – Henderson State University
4. SAUM – Southern Arkansas University Magnolia
5. UAF – University of Arkansas Fayetteville
6. UAFS – University of Arkansas at Fort Smith

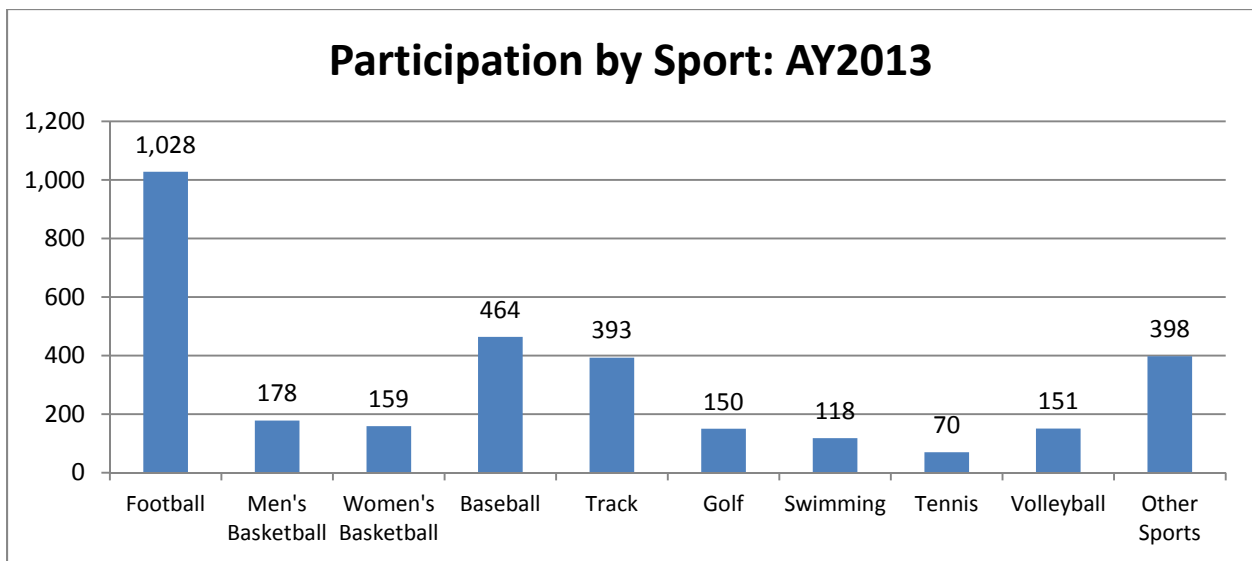
7. UALR – University of Arkansas at Little Rock
8. UAM – University of Arkansas at Monticello
9. UAPB – University of Arkansas at Pine Bluff
10. UCA – University of Central Arkansas
11. MSCC – Mid-South Community College¹
12. NAC – North Arkansas College

OVERVIEW OF ATHLETICS

In Academic Year 2013, 3,109 students participated in athletics at the twelve institutions referenced above. In AY2009 there were 2,790 students participating in athletics.

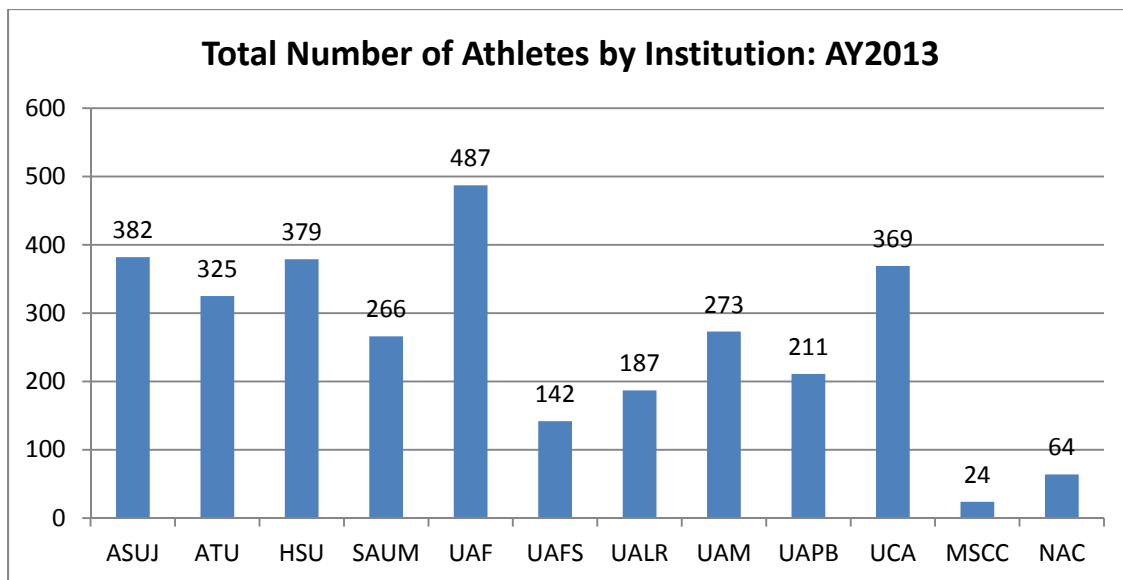
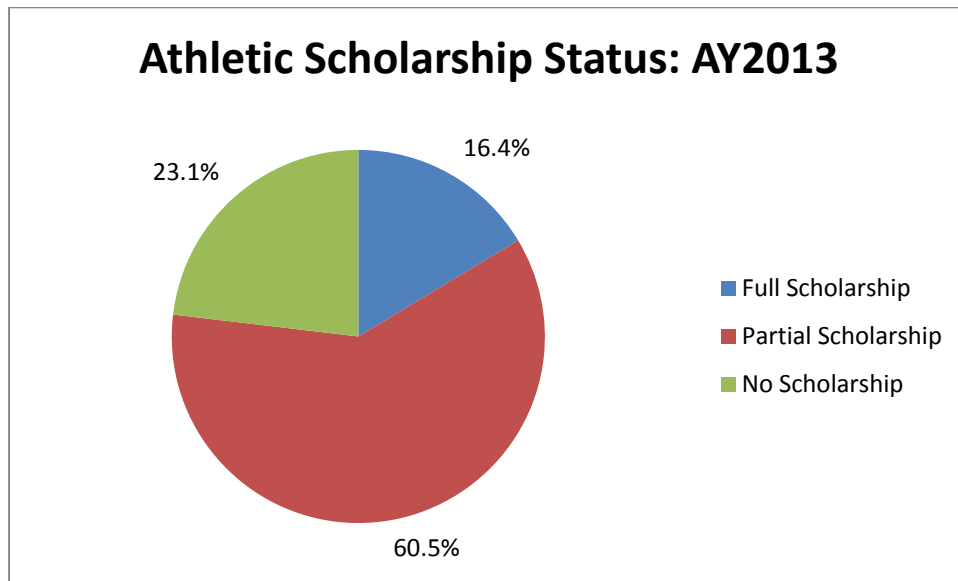
Ten sports are included in the athletics reporting: Football, Men's Basketball, Women's Basketball, Baseball, Track, Golf, Swimming, Tennis, Volleyball, and Other Sports.

In terms of the number of participants, Football has the most participants followed by Baseball, Other, Track, Men's Basketball, and Women's Basketball.



¹ MSCC began a baseball program in AY2011.

Many students receive scholarships to participate in athletics. The below graph illustrates that the majority of students participating in athletics receive a partial scholarship (60.5 percent) and a small portion (16.4 percent) receive a full scholarship.



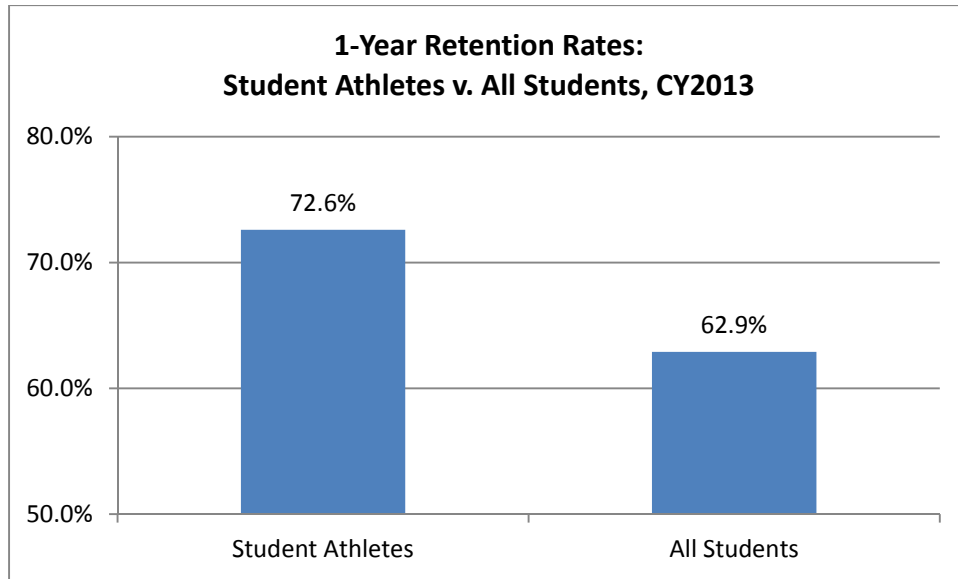
The above chart shows that the UAF has the most student athletes.

ATHLETIC RETENTION RATES

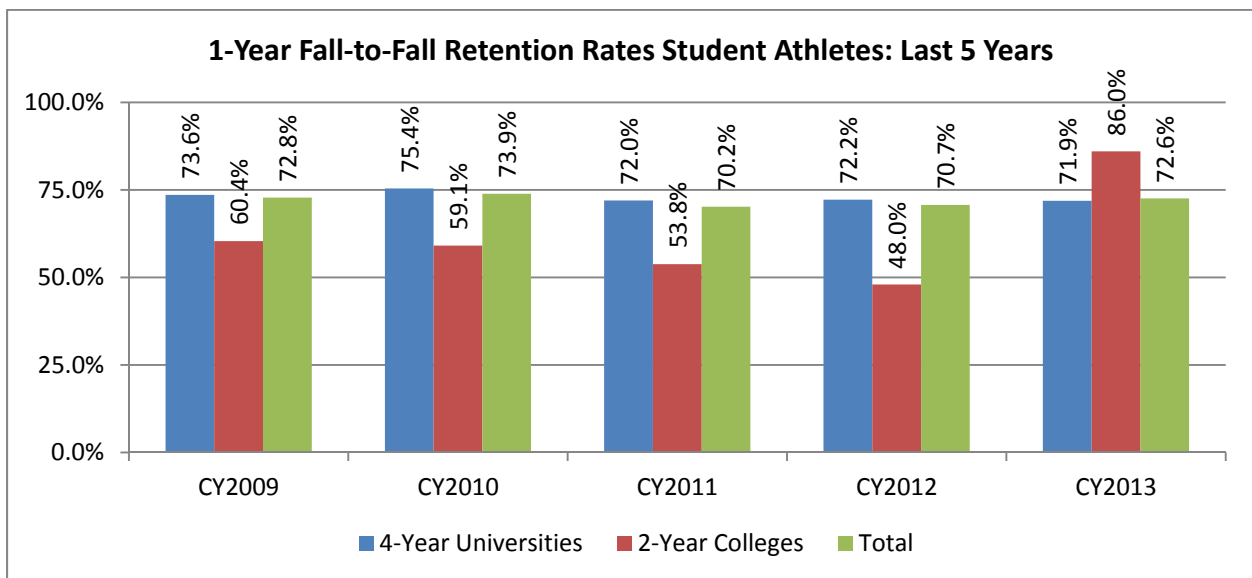
Statewide

The following graphs are based on Attachment 3-B that presents statewide fall-to-fall retention data for student-athlete cohorts entering Cohort Year 2010 (tracked from 2009 Fall to 2013 Fall) through Cohort Year 2013 (tracked from 2012 Fall to 2013 Fall).

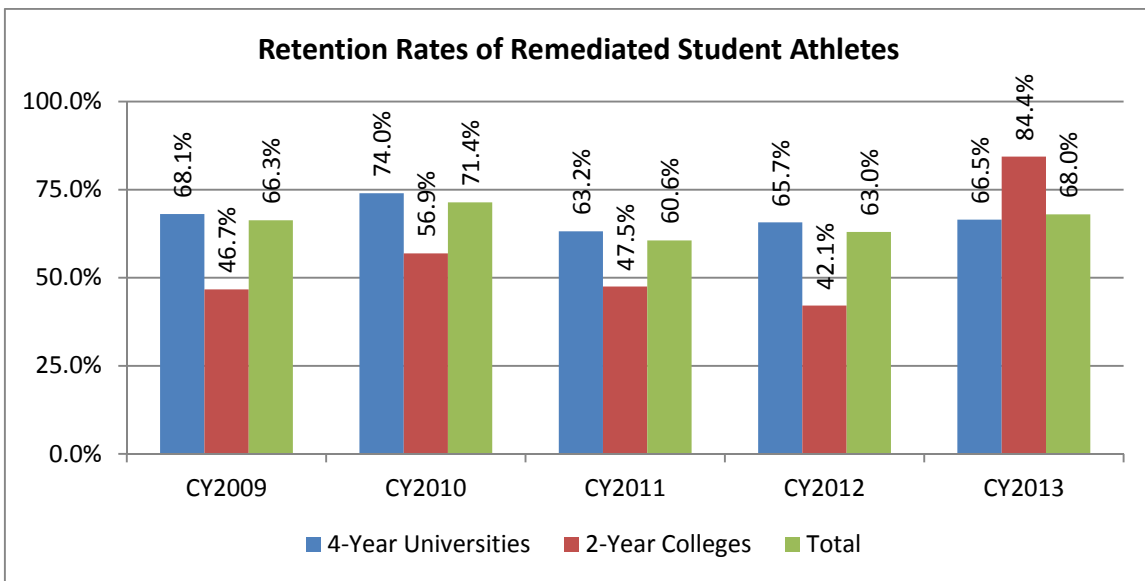
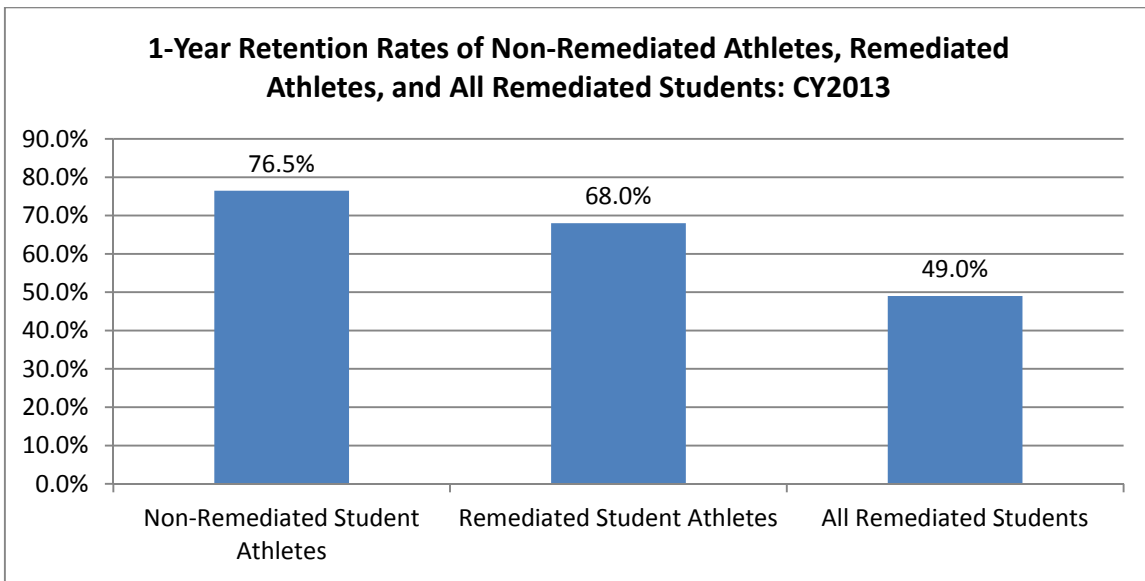
The below graph illustrates that retention rates are higher for the student athlete as compared to all students.

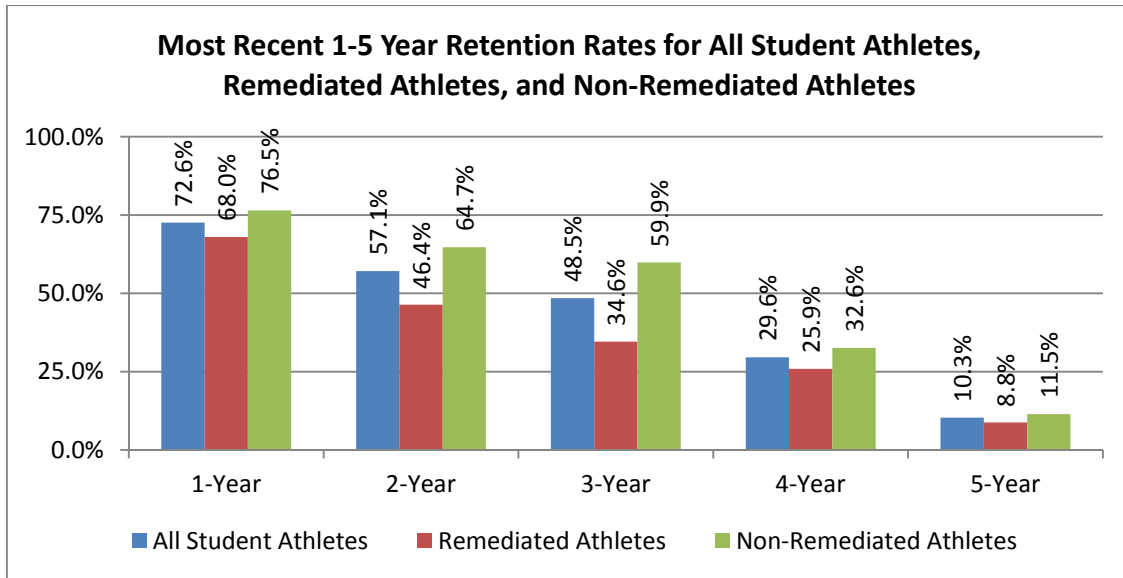


The next graph shows the retention rates for student athletes for the last five years (fall-to-fall). Student athletes at 4-Year Universities are generally retained at higher rates than student athletes at 2-Year Colleges.



The following graph shows that student athletes that require remediation are retained at higher rates (one-year fall-to-fall retention) than all students that require remediation.





The above graph shows that non-remediated athletes are retained at substantially higher rates than remediated athletes.

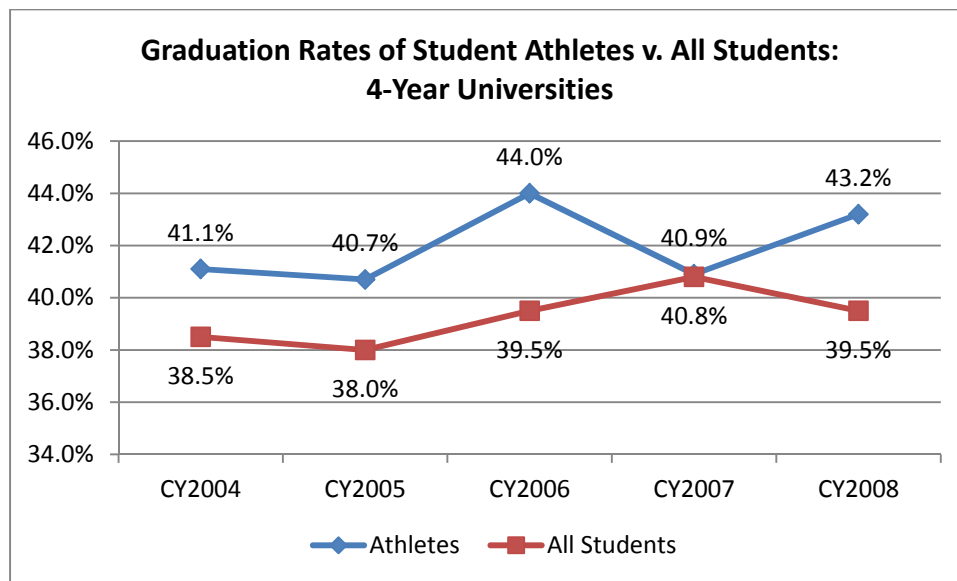
ATHLETIC GRADUATION RATES

Statewide Overview

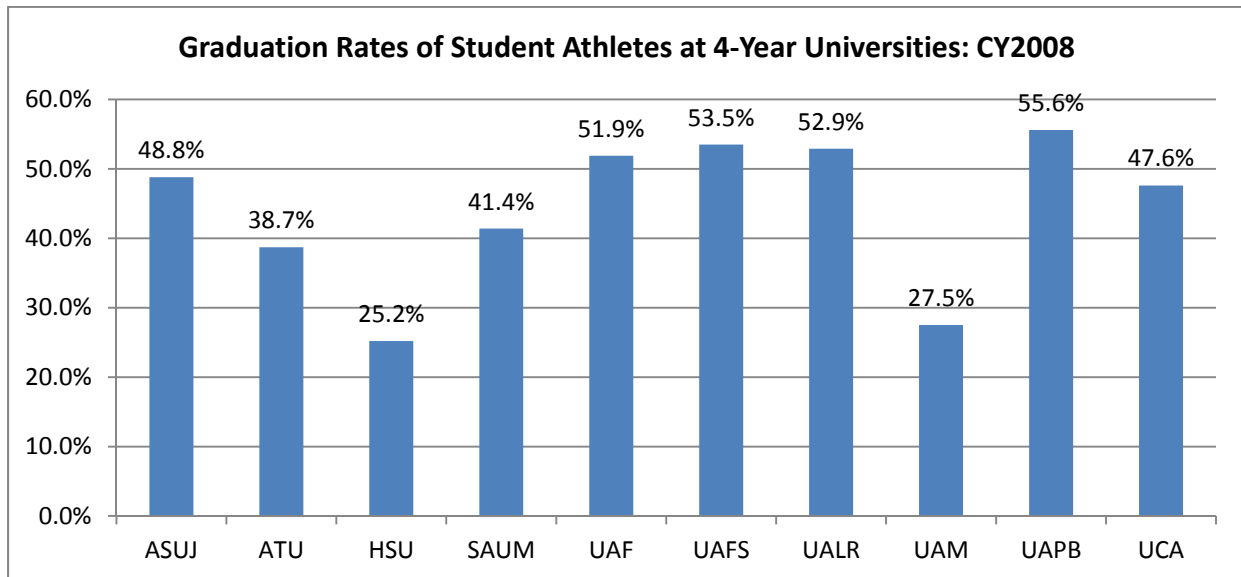
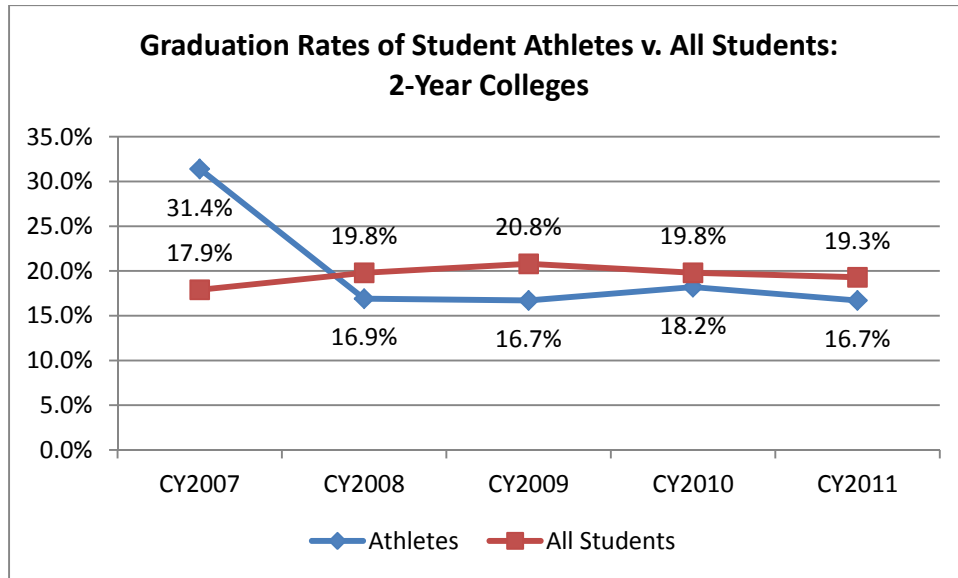
The following observations are based on Attachments 3-C, 3-D, 3-E, and 3-F, which provides graduation rates. The graduation rate calculations are based on the same methodology used in the Annual Report on Student Retention and Graduation. The only factors different are the use of the athlete table and fields in the AHEIS/SISDB (Arkansas Higher Education Information System/Student Information System Database). These fields identify whether or not the athlete was first-time entering, what sport they participated in, and whether or not the student received an athletic scholarship.

Graduation rates for 4-Year Universities are based on a cohort beginning in the fall semester of Academic Years of 2004 (2003 Fall), 2005 (2004 Fall), 2006 (2005 Fall), 2007 (2006 Fall), and 2008 (2007 Fall) and running for six years. Graduation rates for 2-Year Colleges are based on a cohort beginning in the fall semester of Academic Years of 2007 (2006 Fall), 2008 (2007 Fall), 2009 (2008 Fall), 2010 (2009 Fall), and 2011 (2010 Fall) and running for three years.

As the graph below illustrates, graduation rates for student athletes at 4-Year Universities are higher than that of all students by a range of 0.1 to 4.5 percentage points. Note that the graduation rates are virtually identical for CY2007.



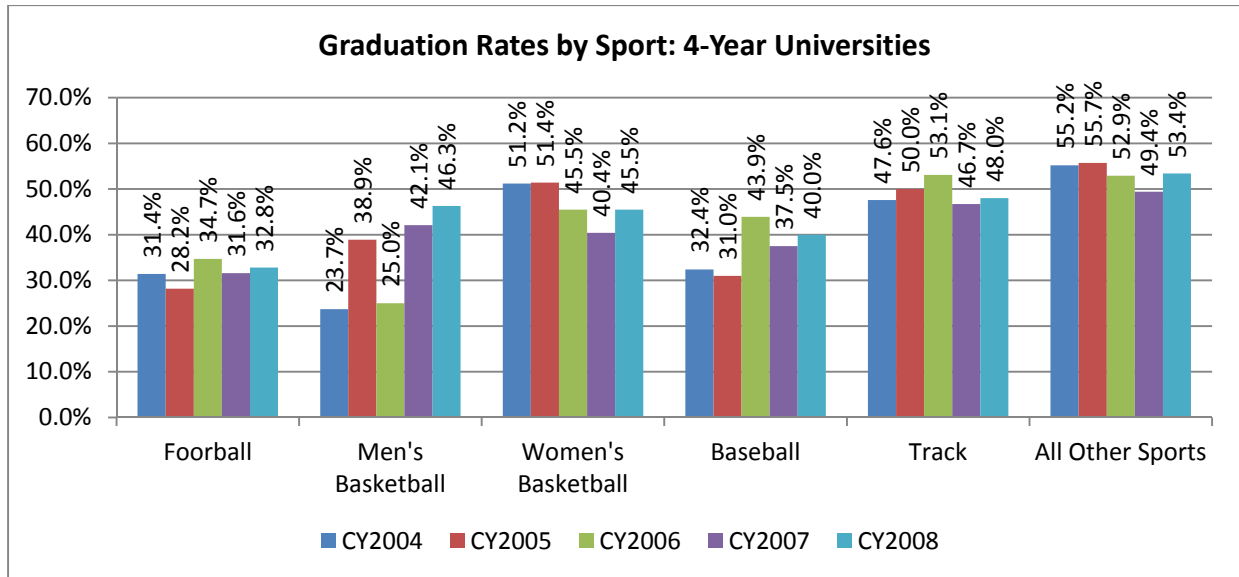
The graduation rates for student athletes at 2-Year Colleges have experienced great fluctuation over the five years reviewed. This is tempered by the fact that there are few student athletes attending 2-Year Colleges (rates based on small numbers tend to fluctuate more; from 48 to 78 students in the cohorts shown below).



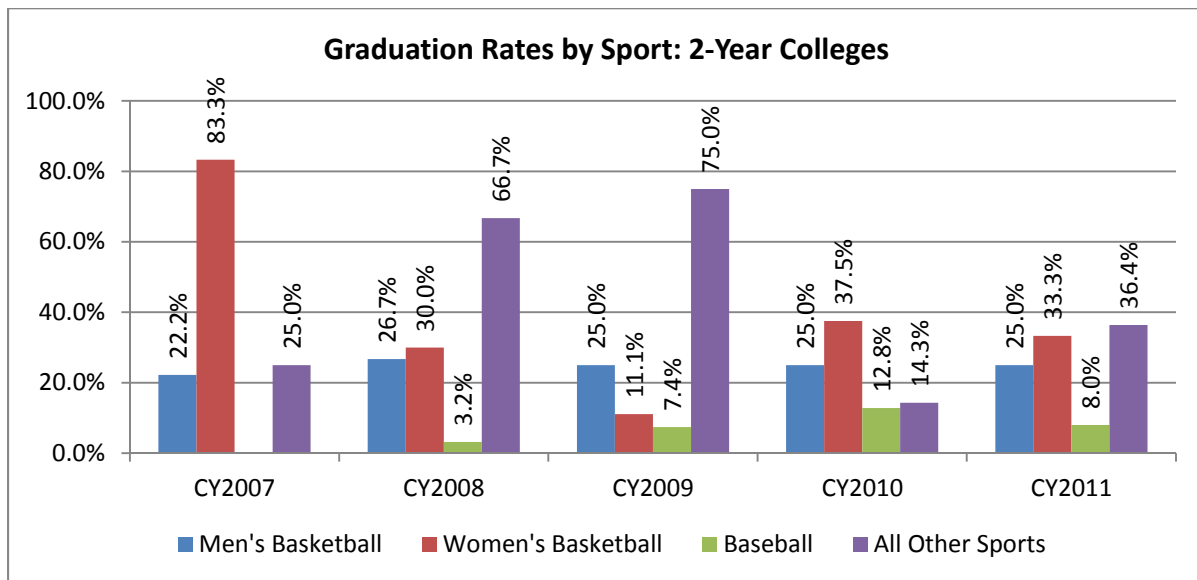
Based upon the above graph, the 4-Year Universities with the highest graduation rates for student athletes are UAPB, UAFA, and UALR.

Graduation Rates by Sport

The graph below is based on Attachment 3-D and 3-E which provides graduation rates by sport.

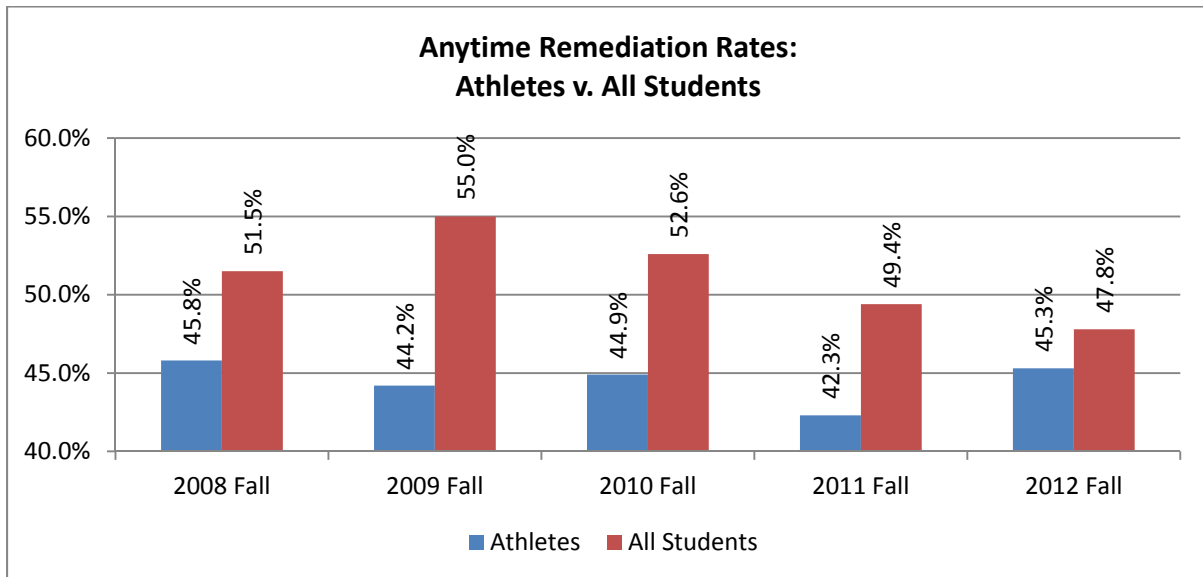
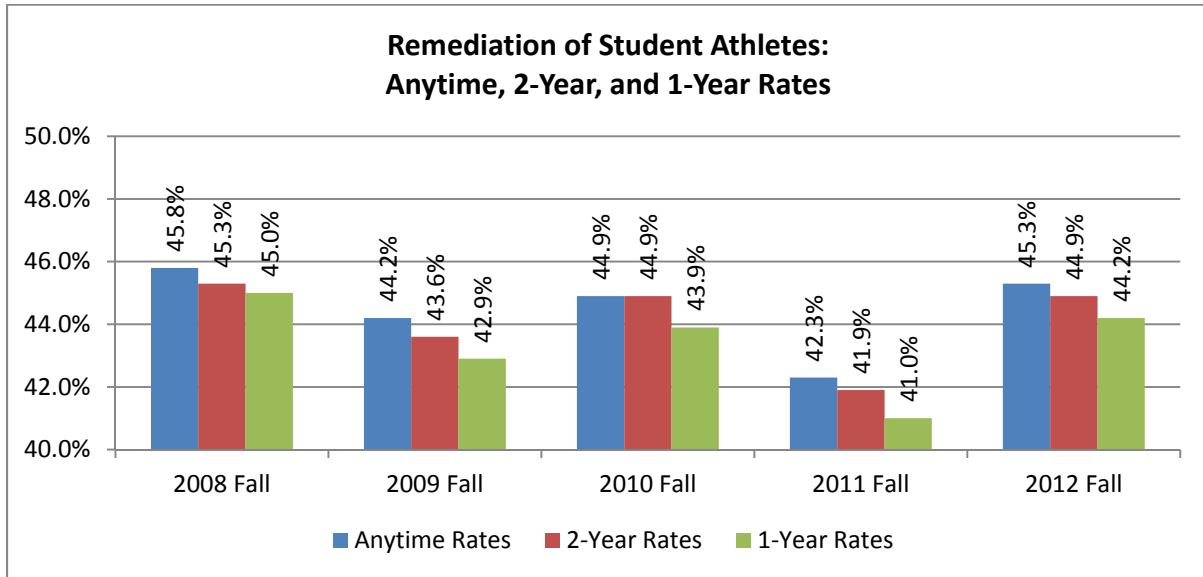


The All Other Sports category provides the highest and most consistent graduation rate for 4-Year Universities.

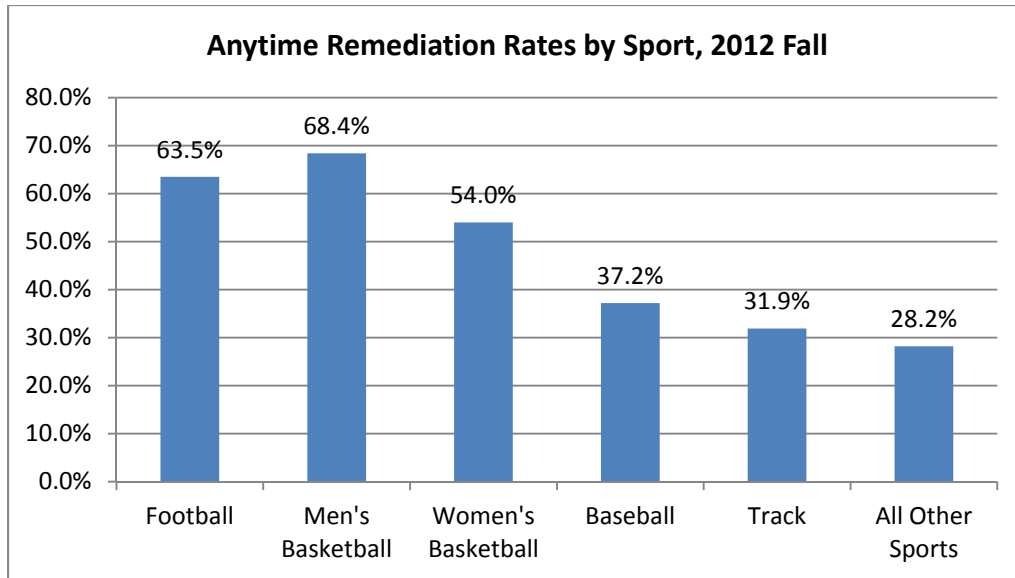


Remediation Rates of Student Athletes

The methodology used for remediation rates of student athletes is the same as that as used in the regular remediation report except that we are counting student athletes only. Because athletic information is collected in an annual file (not a term file), the most recent remediation rate that can be produced is for the 2012 Fall term (AY2013).



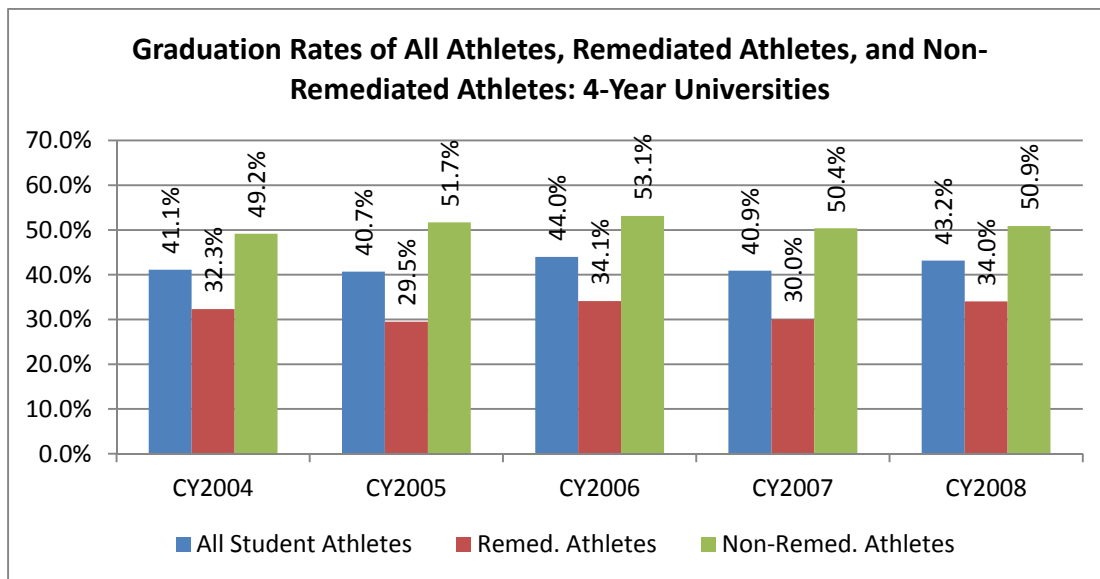
Overall, student athletes have lower Anytime Remediation Rates than all students. The difference ranges from a low of 2.5 percentage points to a high of 10.8 percentage points.



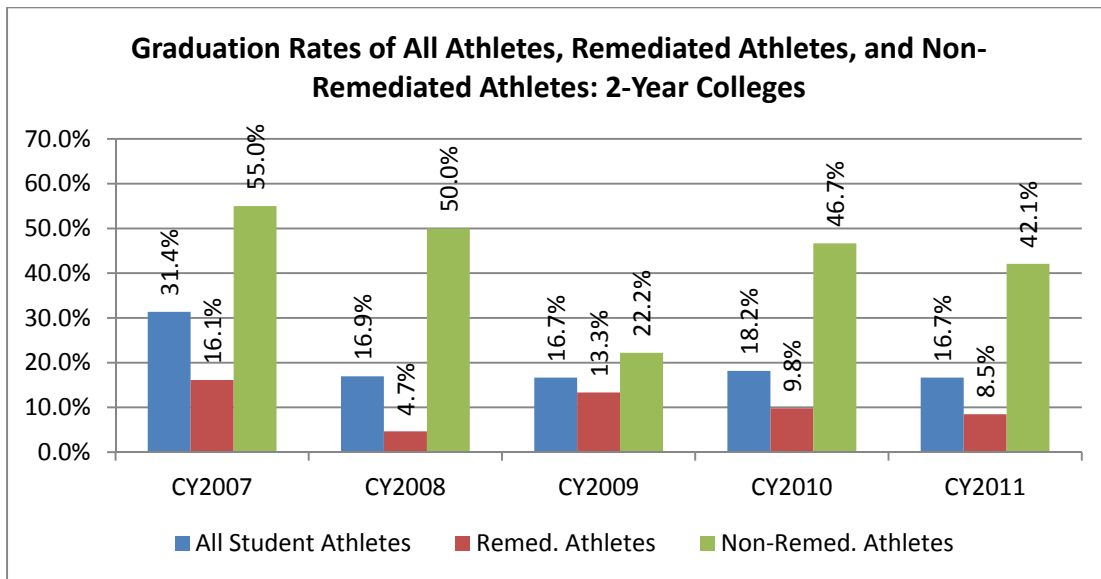
As shown above, All Other Sports, Track, and Baseball have the lowest remediation rate for AY2013 (the 2012 Fall term).

Graduation Rates of Remediated Student Athletes

The following graph illustrates the graduation rates for (1) All Student Athletes, (2) Remediated Student Athletes, and (3) Non-Remediated Student Athletes at 4-Year Universities.



The following graph illustrates the graduation rates for (1) All Student Athletes, (2) Remediated Student Athletes, and (3) Non-Remediated Student Athletes at 2-Year Colleges.



Student Athlete Participation for AY2009

#	Inst. Type	Institution	Total	Not FTE	FTE	Football	Men's Basketball	Women's Basketball	Baseball	Track	Golf	Swimming	Tennis	Volleyball	Other Sports	Full Scholarship	Partial Scholarship	No Scholarship
1	1	ASUJ	329	231	98	125	14	15	38	58	19	0	7	16	37	137	109	83
2	1	ATU	276	198	78	126	17	13	41	11	19	0	8	17	24	0	207	69
3	1	HSU	330	236	94	121	17	17	41	25	17	48	9	14	21	4	174	152
4	1	SAUM	211	160	51	74	13	15	34	22	15	0	4	14	20	1	168	42
5	1	UAF	465	317	148	137	16	13	41	99	21	32	21	13	72	165	170	130
6	1	UAFS	91	54	37	0	14	12	26	0	0	0	0	11	28	38	48	5
7	1	UALR	181	141	40	0	16	13	42	40	18	14	8	10	20	29	125	27
8	1	UAM	205	151	54	88	17	13	49	5	5	0	0	13	15	0	169	36
9	1	UAPB	255	186	69	88	19	16	34	33	7	0	18	7	33	84	88	83
10	1	UCA	347	233	114	99	15	14	35	63	18	0	10	0	93	54	237	56
11	2	NAC	100	72	28	0	22	16	57	0	0	0	0	0	5	19	9	72
4-Year Universities			2,690	1,907	783	858	158	141	381	356	139	94	85	115	363	512	1,495	683
2-Year Colleges			100	72	28	0	22	16	57	0	0	0	0	0	5	19	9	72
Total			2,790	1,979	811	858	180	157	438	356	139	94	85	115	368	531	1,504	755

Student Athlete Participation for AY2010

#	Inst. Type	Institution	Total	Not FTE	FTE	Football	Men's Basketball	Women's Basketball	Baseball	Track	Golf	Swimming	Tennis	Volleyball	Other Sports	Full Scholarship	Partial Scholarship	No Scholarship
1	1	ASUJ	347	258	89	126	15	25	40	63	19	0	9	14	36	90	172	85
2	1	ATU	281	222	59	146	18	17	32	6	18	0	10	14	20	0	248	33
3	1	HSU	282	207	75	91	16	18	33	18	13	49	9	15	20	1	207	74
4	1	SAUM	227	173	54	81	16	18	39	19	14	0	7	13	20	0	169	58
5	1	UAF	464	321	143	138	17	14	39	94	22	36	23	15	66	185	147	132
6	1	UAFS	122	85	37	0	17	18	28	0	0	0	0	15	44	3	108	11
7	1	UALR	182	137	45	0	14	14	42	42	19	14	7	11	19	26	134	22
8	1	UAM	215	167	48	93	15	14	44	5	11	0	0	13	20	2	172	41
9	1	UAPB	231	165	66	74	18	17	34	28	8	0	12	9	31	73	92	66
10	1	UCA	360	261	99	96	15	14	35	84	17	0	8	12	79	6	296	58
11	2	NAC	114	111	3	0	19	13	72	0	0	0	0	0	10	16	6	92
4-Year Universities			2,711	1,996	715	845	161	169	366	359	141	99	85	131	355	386	1,745	580
2-Year Colleges			114	111	3	0	19	13	72	0	0	0	0	0	10	16	6	92
Total			2,825	2,107	718	845	180	182	438	359	141	99	85	131	365	402	1,751	672

Student Athlete Participation for AY2011

#	Inst. Type	Institution	Total	Not FTE	FTE	Football	Men's Basketball	Women's Basketball	Baseball	Track	Golf	Swimming	Tennis	Volleyball	Other Sports	Full Scholarship	Partial Scholarship	No Scholarship
1	1	ASUJ	353	257	96	144	14	16	34	65	22	0	9	13	36	134	139	80
2	1	ATU	316	235	81	157	16	17	53	8	16	0	10	18	21	0	313	3
3	1	HSU	292	205	87	90	17	16	41	17	16	56	8	11	20	1	214	77
4	1	SAUM	224	170	54	93	15	13	45	14	12	0	3	11	18	2	172	50
5	1	UAF	467	341	126	136	14	18	37	97	19	35	21	17	73	180	156	131
6	1	UAFS	136	111	25	0	16	15	34	0	0	0	0	18	53	1	114	21
7	1	UALR	174	128	46	0	14	14	36	40	18	15	0	11	26	25	131	18
8	1	UAM	242	174	68	119	11	15	38	11	15	0	0	15	18	1	187	54
9	1	UAPB	231	180	51	80	14	17	25	28	8	0	9	12	38	62	96	73
10	1	UCA	368	274	94	99	17	15	38	80	16	0	8	13	82	51	256	61
11	2	MSCC	36	13	23	0	0	0	36	0	0	0	0	0	0	0	0	36
12	2	NAC	115	50	65	0	18	10	73	0	0	0	0	0	14	10	6	99
4-Year Universities			2,803	2,075	728	918	148	156	381	360	142	106	68	139	385	457	1,778	568
2-Year Colleges			151	63	88	0	18	10	109	0	0	0	0	0	14	10	6	135
Total			2,954	2,138	816	918	166	166	490	360	142	106	68	139	399	467	1,784	703

Student Athlete Participation for AY2012

#	Inst. Type	Institution	Total	Not FTE	FTE	Football	Men's Basketball	Women's Basketball	Baseball	Track	Golf	Swimming	Tennis	Volleyball	Other Sports	Full Scholarship	Partial Scholarship	No Scholarship
1	1	ASUJ	358	279	79	135	13	16	39	75	22	0	9	14	35	140	125	93
2	1	ATU	342	252	90	174	21	19	56	7	18	0	10	14	23	0	306	36
3	1	HSU	311	230	81	119	17	12	44	12	14	52	7	14	20	2	213	96
4	1	SAUM	276	191	85	106	16	13	49	28	19	0	7	17	21	2	209	65
5	1	UAF	498	350	148	142	15	14	52	117	18	33	20	16	71	165	178	155
6	1	UAFS	138	97	41	0	14	16	38	0	0	0	0	17	53	0	118	20
7	1	UALR	188	137	51	0	18	13	41	39	18	0	8	12	39	26	141	21
8	1	UAM	244	180	64	124	14	14	37	10	16	0	0	13	16	0	197	47
9	1	UAPB	238	194	44	85	15	15	24	23	9	0	11	12	44	60	99	79
10	1	UCA	372	372	0	94	15	17	43	89	13	0	8	16	77	107	207	58
11	2	MSCC	34	6	28	0	0	0	34	0	0	0	0	0	0	0	0	34
12	2	NAC	99	62	37	0	17	14	54	0	0	0	0	0	14	12	11	76
4-Year Universities			2,965	2,282	683	979	158	149	423	400	147	85	80	145	399	502	1,793	670
2-Year Colleges			133	68	65	0	17	14	88	0	0	0	0	0	14	12	11	110
Total			3,098	2,350	748	979	175	163	511	400	147	85	80	145	413	514	1,804	780

Student Athlete Participation for AY2013

#	Inst. Type	Institution	Total	Not FTE	FTE	Football	Men's Basketball	Women's Basketball	Baseball	Track	Golf	Swimming	Tennis	Volleyball	Other Sports	Full Scholarship	Partial Scholarship	No Scholarship
1	1	ASUJ	382	274	108	140	16	17	39	86	26	0	8	18	32	133	144	105
2	1	ATU	325	222	103	171	19	18	48	7	16	0	8	16	22	0	305	20
3	1	HSU	379	279	100	158	24	14	41	12	15	67	9	14	25	2	228	149
4	1	SAUM	266	185	81	109	15	15	49	25	17	0	0	11	25	0	208	58
5	1	UAF	487	353	134	137	16	14	42	105	21	36	21	18	77	172	178	137
6	1	UAFS	142	102	40	0	14	15	40	0	0	0	0	20	53	1	121	20
7	1	UALR	187	136	51	0	18	12	39	43	15	15	7	13	25	41	125	21
8	1	UAM	273	185	88	135	15	13	45	8	19	0	0	14	24	0	217	56
9	1	UAPB	211	178	33	78	14	15	28	21	5	0	9	13	28	64	106	41
10	1	UCA	369	266	103	100	15	15	40	86	16	0	8	14	75	77	225	67
11	2	MSCC	24	5	19	0	0	0	24	0	0	0	0	0	0	4	18	2
12	2	NAC	64	64	0	0	12	11	29	0	0	0	0	0	12	15	6	43
4-Year Universities			3,021	2,180	841	1,028	166	148	411	393	150	118	70	151	386	490	1,857	674
2-Year Colleges			88	69	19	0	12	11	53	0	0	0	0	0	12	19	24	45
Total			3,109	2,249	860	1,028	178	159	464	393	150	118	70	151	398	509	1,881	719

Fall-to-Fall Retention

Retention: 1-Year Rates							
Cohort Student Athletes							
#	Inst. Type	Institution	AY2009-AY2010 2008Fall-2009Fall	AY2010-AY2011 2009Fall-2010Fall	AY2011-AY2012 2010Fall-2011Fall	AY2012-AY2013 2011Fall-2012Fall	AY2013-AY2014 2012Fall-2013Fall
1	1	ASUJ	84.8%	81.4%	84.9%	75.3%	81.7%
2	1	ATU	70.5%	74.6%	63.8%	66.3%	54.5%
3	1	HSU	49.5%	66.7%	69.0%	77.5%	75.5%
4	1	SAUM	73.2%	61.0%	69.8%	61.4%	57.5%
5	1	UAF	83.3%	83.6%	83.1%	78.2%	85.6%
6	1	UAFS	65.7%	78.4%	68.0%	85.4%	77.5%
7	1	UALR	78.6%	83.9%	72.2%	81.8%	60.0%
8	1	UAM	50.9%	56.3%	44.1%	46.8%	58.8%
9	1	UAPB	78.8%	67.2%	66.7%	66.7%	67.7%
10	1	UCA	83.8%	85.6%	80.4%	79.4%	85.0%
11	2	MSSC			43.5%	41.2%	83.3%
12	2	NAC	60.4%	59.1%	58.2%	51.5%	88.0%
4-Year Universities			73.6%	75.4%	72.0%	72.2%	71.9%
2-Year Colleges			60.4%	59.1%	53.8%	48.0%	86.0%
Grand Total			72.8%	73.9%	70.2%	70.7%	72.6%

Retention: 2-Year Rates							
Cohort Student Athletes							
#	Inst. Type	Institution	AY2009-AY2011 2008Fall-2010Fall	AY2010-AY2012 2009Fall-2011Fall	AY2011-AY2013 2010Fall-2012Fall	AY2012-AY2014 2011Fall-2013Fall	
1	1	ASUJ	62.0%	66.3%	73.1%	66.2%	
2	1	ATU	51.3%	62.7%	42.5%	51.8%	
3	1	HSU	44.0%	53.3%	54.0%	65.0%	
4	1	SAUM	58.9%	39.0%	58.5%	49.4%	
5	1	UAF	71.0%	73.1%	71.2%	65.5%	
6	1	UAFS	45.7%	56.8%	60.0%	63.4%	
7	1	UALR	60.7%	64.5%	47.2%	70.5%	
8	1	UAM	38.2%	52.1%	36.8%	35.5%	
9	1	UAPB	59.1%	50.0%	47.1%	61.9%	
10	1	UCA	72.1%	66.0%	69.6%	59.8%	
11	2	MSSC			17.4%	35.3%	
12	2	NAC	14.6%	13.6%	12.7%	24.2%	
4-Year Universities			58.8%	60.4%	58.2%	59.0%	
2-Year Colleges			14.6%	13.6%	14.1%	28.0%	
Grand Total			56.1%	56.3%	53.8%	57.1%	

Retention: 3-Year Rates							
Cohort Student Athletes							
#	Inst. Type	Institution	AY2009-AY2012 2008Fall-2011Fall	AY2010-AY2013 2009Fall-2012Fall	AY2011-AY2014 2010Fall-2013Fall		
1	1	ASUJ	57.6%	55.8%	69.9%		
2	1	ATU	43.6%	52.5%	42.5%		
3	1	HSU	40.7%	46.7%	46.0%		
4	1	SAUM	55.4%	35.6%	52.8%		
5	1	UAF	63.0%	65.7%	66.1%		
6	1	UAFS	37.1%	54.1%	52.0%		
7	1	UALR	57.1%	54.8%	50.0%		
8	1	UAM	40.0%	35.4%	30.9%		
9	1	UAPB	59.1%	42.2%	41.2%		
10	1	UCA	72.1%	60.8%	62.0%		
11	2	MSSC			8.7%		
12	2	NAC	2.1%	1.5%	3.6%		
4-Year Universities			54.9%	52.6%	53.3%		
2-Year Colleges			2.1%	1.5%	5.1%		
Grand Total			51.8%	48.1%	48.5%		

Retention: 4-Year Rates				Retention: 5-Year Rates		
Cohort Student Athletes				Cohort Student Athletes		
#	Inst. Type	Institution	AY2009-AY2013 2008Fall-2012Fall	AY2010-AY2014 2009Fall-2013Fall	AY2009-AY2014 2008Fall-2013Fall	
1	1	ASUJ	38.0%	38.4%	13.0%	
2	1	ATU	29.5%	39.0%	14.1%	
3	1	HSU	28.6%	30.7%	11.0%	
4	1	SAUM	32.1%	22.0%	10.7%	
5	1	UAF	34.1%	29.9%	10.1%	
6	1	UAFS	22.9%	24.3%	5.7%	
7	1	UALR	25.0%	25.8%	0.0%	
8	1	UAM	12.7%	22.9%	9.1%	
9	1	UAPB	31.8%	29.7%	6.1%	
10	1	UCA	45.0%	46.4%	15.3%	
11	2	MSSC				
12	2	NAC	2.1%	0.0%	2.1%	
4-Year Universities			32.3%	32.5%	10.8%	
2-Year Colleges			2.1%	0.0%	2.1%	
Grand Total			30.5%	29.6%	10.3%	

Fall-to-Fall Retention

Retention: 1-Year Rates							
Remediated Student Athletes							
#	Inst. Type	Institution	AY2009-AY2010 2008Fall-2009Fall	AY2010-AY2011 2009Fall-2010Fall	AY2011-AY2012 2010Fall-2011Fall	AY2012-AY2013 2011Fall-2012Fall	AY2013-AY2014 2012Fall-2013Fall
1	1	ASUJ	89.7%	83.3%	75.7%	70.0%	77.8%
2	1	ATU	62.9%	66.7%	51.2%	61.9%	49.2%
3	1	HSU	35.7%	61.1%	68.8%	72.4%	77.3%
4	1	SAUM	67.9%	63.0%	70.0%	53.3%	60.0%
5	1	UAF	87.8%	89.4%	75.7%	76.3%	79.5%
6	1	UAFS	53.3%	81.3%	71.4%	69.2%	60.0%
7	1	UALR	87.5%	75.0%	62.5%	81.3%	52.4%
8	1	UAM	38.7%	54.2%	32.4%	37.1%	52.9%
9	1	UAPB	74.5%	71.2%	61.1%	64.5%	66.7%
10	1	UCA	80.6%	87.5%	78.6%	80.6%	90.3%
11	2	MSSC			43.5%	40.0%	88.2%
12	2	NAC	46.7%	56.9%	50.0%	43.5%	80.0%
4-Year Universities			68.1%	74.0%	63.2%	65.7%	66.5%
2-Year Colleges			46.7%	56.9%	47.5%	42.1%	84.4%
Grand Total			66.3%	71.4%	60.6%	63.0%	68.0%

Retention: 2-Year Rates							
Remediated Student Athletes							
#	Inst. Type	Institution	AY2009-AY2011 2008Fall-2010Fall	AY2010-AY2012 2009Fall-2011Fall	AY2011-AY2013 2010Fall-2012Fall	AY2012-AY2014 2011Fall-2013Fall	
1	1	ASUJ	65.5%	61.1%	51.4%	63.3%	
2	1	ATU	48.6%	46.7%	29.3%	38.1%	
3	1	HSU	31.0%	44.4%	50.0%	58.6%	
4	1	SAUM	57.1%	33.3%	50.0%	36.7%	
5	1	UAF	71.4%	74.5%	54.1%	60.5%	
6	1	UAFS	33.3%	56.3%	57.1%	30.8%	
7	1	UALR	62.5%	50.0%	43.8%	68.8%	
8	1	UAM	16.1%	50.0%	18.9%	31.4%	
9	1	UAPB	56.9%	53.8%	44.4%	58.1%	
10	1	UCA	72.2%	50.0%	64.3%	47.2%	
11	2	MSSC			17.4%	33.3%	
12	2	NAC	10.0%	13.7%	13.9%	21.7%	
4-Year Universities			52.7%	54.0%	44.3%	49.0%	
2-Year Colleges			10.0%	13.7%	15.3%	26.3%	
Grand Total			49.2%	47.9%	39.4%	46.4%	

Retention: 3-Year Rates							
Remediated Student Athletes							
#	Inst. Type	Institution	AY2009-AY2012 2008Fall-2011Fall	AY2010-AY2013 2009Fall-2012Fall	AY2011-AY2014 2010Fall-2013Fall		
1	1	ASUJ	55.2%	50.0%	48.6%		
2	1	ATU	42.9%	40.0%	29.3%		
3	1	HSU	26.2%	41.7%	40.6%		
4	1	SAUM	46.4%	33.3%	50.0%		
5	1	UAF	63.3%	63.8%	48.6%		
6	1	UAFS	33.3%	56.3%	28.6%		
7	1	UALR	56.3%	37.5%	43.8%		
8	1	UAM	22.6%	25.0%	18.9%		
9	1	UAPB	56.9%	44.2%	38.9%		
10	1	UCA	72.2%	45.8%	57.1%		
11	2	MSSC			8.7%		
12	2	NAC	0.0%	2.0%	5.6%		
4-Year Universities			48.8%	45.6%	40.2%		
2-Year Colleges			0.0%	2.0%	6.8%		
Grand Total			44.8%	39.0%	34.6%		

Retention: 4-Year Rates				Retention: 5-Year Rates		
Remediated Student Athletes				Remediated Student Athletes		
#	Inst. Type	Institution	AY2009-AY2013 2008Fall-2012Fall	AY2010-AY2014 2009Fall-2013Fall	AY2009-AY2014 2008Fall-2013Fall	
1	1	ASUJ	51.7%	38.9%	6.9%	
2	1	ATU	28.6%	26.7%	14.3%	
3	1	HSU	19.0%	27.8%	9.5%	
4	1	SAUM	35.7%	25.9%	7.1%	
5	1	UAF	34.7%	34.0%	8.2%	
6	1	UAFS	13.3%	37.5%	0.0%	
7	1	UALR	25.0%	0.0%	0.0%	
8	1	UAM	9.7%	20.8%	9.7%	
9	1	UAPB	35.3%	32.7%	7.8%	
10	1	UCA	50.0%	33.3%	19.4%	
11	2	MSSC				
12	2	NAC	3.3%	0.0%	3.3%	
4-Year Universities			31.6%	30.5%	9.3%	
2-Year Colleges			3.3%	0.0%	3.3%	
Grand Total			29.3%	25.9%	8.8%	

Fall-to-Fall Retention

Retention: 1-Year Rates							
Non-Remediated Student Athletes							
#	Inst. Type	Institution	AY2009-AY2010 2008Fall-2009Fall	AY2010-AY2011 2009Fall-2010Fall	AY2011-AY2012 2010Fall-2011Fall	AY2012-AY2013 2011Fall-2012Fall	AY2013-AY2014 2012Fall-2013Fall
1	1	ASUJ	82.5%	80.0%	91.1%	78.7%	84.7%
2	1	ATU	76.7%	77.3%	76.9%	70.7%	63.2%
3	1	HSU	61.2%	71.8%	69.1%	80.4%	74.1%
4	1	SAUM	78.6%	59.4%	69.7%	66.0%	56.0%
5	1	UAF	80.9%	80.5%	86.4%	78.8%	88.6%
6	1	UAFS	75.0%	76.2%	66.7%	92.9%	80.0%
7	1	UALR	66.7%	87.0%	80.0%	82.1%	66.7%
8	1	UAM	66.7%	58.3%	58.1%	59.3%	67.6%
9	1	UAPB	93.3%	50.0%	80.0%	72.7%	70.0%
10	1	UCA	85.3%	84.9%	81.3%	78.8%	82.6%
11	2	MSCC			0.0%	50.0%	0.0%
12	2	NAC	83.3%	66.7%	73.7%	70.0%	100.0%
4-Year Universities			78.0%	76.3%	78.2%	76.5%	76.1%
2-Year Colleges			83.3%	66.7%	73.7%	66.7%	90.9%
Grand Total			78.2%	76.0%	78.0%	76.3%	76.5%

Retention: 2-Year Rates							
Non-Remediated Student Athletes							
#	Inst. Type	Institution	AY2009-AY2011 2008Fall-2010Fall	AY2010-AY2012 2009Fall-2011Fall	AY2011-AY2013 2010Fall-2012Fall	AY2012-AY2014 2011Fall-2013Fall	
1	1	ASUJ	60.3%	70.0%	87.5%	68.1%	
2	1	ATU	53.5%	68.2%	56.4%	65.9%	
3	1	HSU	55.1%	61.5%	56.4%	68.6%	
4	1	SAUM	60.7%	43.8%	63.6%	56.6%	
5	1	UAF	70.8%	72.4%	79.0%	67.3%	
6	1	UAFS	55.0%	57.1%	61.1%	78.6%	
7	1	UALR	58.3%	69.6%	50.0%	71.4%	
8	1	UAM	66.7%	54.2%	58.1%	40.7%	
9	1	UAPB	66.7%	33.3%	53.3%	72.7%	
10	1	UCA	72.0%	71.2%	71.9%	66.7%	
11	2	MSCC			0.0%	50.0%	
12	2	NAC	22.2%	13.3%	10.5%	30.0%	
4-Year Universities			63.6%	64.9%	68.0%	65.6%	
2-Year Colleges			22.2%	13.3%	10.5%	33.3%	
Grand Total			61.9%	63.1%	65.4%	64.7%	

Retention: 3-Year Rates							
Non-Remediated Student Athletes							
#	Inst. Type	Institution	AY2009-AY2012 2008Fall-2011Fall	AY2010-AY2013 2009Fall-2012Fall	AY2011-AY2014 2010Fall-2013Fall		
1	1	ASUJ	58.7%	60.0%	83.9%		
2	1	ATU	44.2%	56.8%	56.4%		
3	1	HSU	53.1%	51.3%	49.1%		
4	1	SAUM	64.3%	37.5%	54.5%		
5	1	UAF	62.9%	66.7%	74.1%		
6	1	UAFS	40.0%	52.4%	61.1%		
7	1	UALR	58.3%	60.9%	55.0%		
8	1	UAM	62.5%	45.8%	45.2%		
9	1	UAPB	66.7%	33.3%	46.7%		
10	1	UCA	72.0%	65.8%	64.1%		
11	2	MSCC			0.0%		
12	2	NAC	5.6%	0.0%	0.0%		
4-Year Universities			59.8%	57.5%	62.6%		
2-Year Colleges			5.6%	0.0%	0.0%		
Grand Total			57.6%	55.5%	59.9%		

Retention: 4-Year Rates				Retention: 5-Year Rates			
Non-Remediated Student Athletes				Non-Remed. Student Athletes			
#	Inst. Type	Institution	AY2009-AY2013 2008Fall-2012Fall	AY2010-AY2014 2009Fall-2013Fall		AY2009-AY2014 2008Fall-2013Fall	
1	1	ASUJ	31.7%	38.0%		15.9%	
2	1	ATU	30.2%	43.2%		14.0%	
3	1	HSU	36.7%	33.3%		12.2%	
4	1	SAUM	28.6%	18.8%		14.3%	
5	1	UAF	33.7%	27.6%		11.2%	
6	1	UAFS	30.0%	14.3%		10.0%	
7	1	UALR	25.0%	34.8%		0.0%	
8	1	UAM	16.7%	25.0%		8.3%	
9	1	UAPB	20.0%	16.7%		0.0%	
10	1	UCA	42.7%	50.7%		13.3%	
11	2	MSCC					
12	2	NAC	0.0%	0.0%		0.0%	
4-Year Universities			32.8%	33.8%		12.0%	
2-Year Colleges			0.0%	0.0%		0.0%	
Grand Total			31.4%	32.6%		11.5%	

IPEDS/ADHE Graduation Rate Calculation for Student Athletes: 4-Year Universities

Cohort Year selected = 2004 and Time Period Covered = AFTER SIX (6) YEARS (from AY2004 thru AY2009) for Four-Year Universities.

#	IT	College	Cohort	Transfers		Bacc.		Adv. Cert.		Assoc.		Tech. Cert.		Cert. Prof.		Graduates		Retained		Success	
				#	%	#	%	#	%	#	%	#	%	#	%	#	%	#	%	#	%
1	1	ASUJ	62	10	16.1	33	53.2		-		-		-		-	33	53.2		1.6	34	54.8
2	1	ATU	115	38	33.0	35	30.4		-		-		-		-	35	30.4		4.3	40	34.8
3	1	HSU	82	10	12.2	34	41.5		-		-		-		-	34	41.5		3.7	37	45.1
4	1	SAUM	68	11	16.2	26	38.2		-		-		-		-	26	38.2		1.5	27	39.7
5	1	UAF	120	13	10.8	63	52.5		-		-		-		-	63	52.5		4.2	68	56.7
6	1	UAFS	23		30.4		-		-	10	43.5		-		-	10	43.5		-	10	43.5
7	1	UALR	34		17.6	12	35.3		-		-		-		-	12	35.3		2.9	13	38.2
8	1	UAM	53	15	28.3		17.0		-		1.9		-		-	10	18.9		-	10	18.9
9	1	UAPB	37		8.1	13	35.1		-		-		-		-	13	35.1		8.1	16	43.2
10	1	UCA	104	20	19.2	51	49.0		-		-		-		-	51	49.0		3.8	55	52.9
Total			698	133	19.1	276	39.5		-	11	1.6		-		-	287	41.1	23	3.3	310	44.4

NOTES: When a student received more than one award, only the highest award was counted.

TIME PERIOD CONSIDERATIONS:

- CP Graduates** are counted from these graduation dates = '092003', '102003', '112003', '122003', '012004', '022004', '032004', '042004', '052004', so this is essentially through the Spring term.
- TC Graduates** include 1 full academic year plus these graduation dates = '072004', '082004', '092004', '102004', '112004', '122004', so this is through the next Fall term.
- Associate Graduates** include 3 full academic years plus these graduation dates = '072006', '082006', so this includes the next 2 months of July and August.
- AC Graduates** include 4 full academic years plus these graduation dates = '072007', '082007', '092007', '102007', '112007', '122007', so this is through the next Fall term.
- Baccalaureate Graduates** include 6 full academic years plus these graduation dates = '072009', '082009', so this includes the next 2 months of July and August.

IPEDS/ADHE Graduation Rate Calculation for Student Athletes: 4-Year Universities

Cohort Year selected = 2005 and Time Period Covered = AFTER SIX (6) YEARS (from AY2005 thru AY2010) for Four-Year Universities.

#	IT	College	Cohort	Transfers		Bacc.		Adv. Cert.		Assoc.		Tech. Cert.		Cert. Prof.		Graduates		Retained		Success	
				#	%	#	%	#	%	#	%	#	%	#	%	#	%	#	%	#	%
1	1	ASUJ	85	10	11.8	38	44.7		-		-		-		-	38	44.7		-	38	44.7
2	1	ATU	73	23	31.5	28	38.4		-		-		-		-	28	38.4		1.4	29	39.7
3	1	HSU	96	15	15.6	24	25.0		-		-		-		-	24	25.0		3.1	27	28.1
4	1	SAUM	120		5.8	41	34.2		-		-		-		-	41	34.2		2.5	44	36.7
5	1	UAF	130		6.9	64	49.2		-		-		-		-	64	49.2		3.1	68	52.3
6	1	UAFS	34		14.7		14.7		-	13	38.2		-		-	18	52.9		2.9	19	55.9
7	1	UALR	35		8.6	21	60.0		-		-		-		-	21	60.0		-	21	60.0
8	1	UAM	59	10	16.9	16	27.1		-		-		-		-	16	27.1		1.7	17	28.8
9	1	UAPB	37		5.4	17	45.9		-		-		-		-	17	45.9		2.7	18	48.6
10	1	UCA	83		9.6	39	47.0		-		-		-		-	39	47.0		2.4	41	49.4
Total			752	92	12.2	293	39.0		-	13	1.7		-		-	306	40.7	16	2.1	322	42.8

NOTES: When a student received more than one award, only the highest award was counted.

TIME PERIOD CONSIDERATIONS:

- CP Graduates** are counted from these graduation dates = '092004', '102004', '112004', '122004', '012005', '022005', '032005', '042005', '052005', so this is essentially through the Spring term.
- TC Graduates** include 1 full academic year plus these graduation dates = '072005', '082005', '092005', '102005', '112005', '122005', so this is through the next Fall term.
- Associate Graduates** include 3 full academic years plus these graduation dates = '072007', '082007', so this includes the next 2 months of July and August.
- AC Graduates** include 4 full academic years plus these graduation dates = '072008', '082008', '092008', '102008', '112008', '122008', so this is through the next Fall term.
- Baccalaureate Graduates** include 6 full academic years plus these graduation dates = '072010', '082010', so this includes the next 2 months of July and August.

IPEDS/ADHE Graduation Rate Calculation for Student Athletes: 4-Year Universities

Cohort Year selected = 2006 and Time Period Covered = AFTER SIX (6) YEARS (from AY2006 thru AY2011) for Four-Year Universities.

#	IT	College	Cohort	Transfers		Bacc.		Adv. Cert.		Assoc.		Tech. Cert.		Cert. Prof.		Graduates		Retained		Success	
				#	%	#	%	#	%	#	%	#	%	#	%	#	%	#	%	#	%
1	1	ASUJ	97	14	14.4	43	44.3									43	44.3		2.1	45	46.4
2	1	ATU	79	17	21.5	41	51.9									41	51.9		1.3	42	53.2
3	1	HSU	87	21	24.1	29	33.3									29	33.3		3.4	32	36.8
4	1	SAUM	36		13.9		19.4										19.4		5.6		25.0
5	1	UAF	135	12	8.9	70	51.9									70	51.9		3.7	75	55.6
6	1	UAFS	38	13	34.2		7.9			10	26.3					13	34.2		2.6	14	36.8
7	1	UALR	34		17.6	15	44.1									15	44.1		2.9	16	47.1
8	1	UAM	41		14.6	17	41.5				2.4					18	43.9		2.4	19	46.3
9	1	UAPB	46		17.4	21	45.7									21	45.7		2.2	22	47.8
10	1	UCA	114	14	12.3	54	47.4									54	47.4		5.3	60	52.6
Total			707	116	16.4	300	42.4			11	1.6					311	44.0	23	3.3	334	47.2

NOTES: When a student received more than one award, only the highest award was counted.

TIME PERIOD CONSIDERATIONS:

- CP Graduates** are counted from these graduation dates = '092005', '102005', '112005', '122005', '012006', '022006', '032006', '042006', '052006', so this is essentially through the Spring term.
- TC Graduates** include 1 full academic year plus these graduation dates = '072006', '082006', '092006', '102006', '112006', '122006', so this is through the next Fall term.
- Associate Graduates** include 3 full academic years plus these graduation dates = '072008', '082008', so this includes the next 2 months of July and August.
- AC Graduates** include 4 full academic years plus these graduation dates = '072009', '082009', '092009', '102009', '112009', '122009', so this is through the next Fall term.
- Baccalaureate Graduates** include 6 full academic years plus these graduation dates = '072011', '082011', so this includes the next 2 months of July and August.

IPEDS/ADHE Graduation Rate Calculation for Student Athletes: 4-Year Universities

Cohort Year selected = 2007 and Time Period Covered = AFTER SIX (6) YEARS (from AY2007 thru AY2012) for Four-Year Universities.

#	IT	College	Cohort	Transfers		Bacc.		Adv. Cert.		Assoc.		Tech. Cert.		Cert. Prof.		Graduates		Retained		Success	
				#	%	#	%	#	%	#	%	#	%	#	%	#	%	#	%	#	%
1	1	ASUJ	95		7.4	41	43.2									41	43.2		4.2	45	47.4
2	1	ATU	88	20	22.7	40	45.5									40	45.5		3.4	43	48.9
3	1	HSU	83	12	14.5	26	31.3									26	31.3		2.4	28	33.7
4	1	SAUM	65	11	16.9	22	33.8									22	33.8		3.1	24	36.9
5	1	UAF	101	10	9.9	53	52.5									53	52.5		3.0	56	55.4
6	1	UAFS	50		12.0		18.0			12	24.0					21	42.0		6.0	24	48.0
7	1	UALR	34		11.8	16	47.1									16	47.1		5.9	18	52.9
8	1	UAM	56		14.3	16	28.6									16	28.6		5.4	19	33.9
9	1	UAPB	51		13.7	21	41.2									21	41.2		3.9	23	45.1
10	1	UCA	137	19	13.9	55	40.1									55	40.1		1.5	57	41.6
Total			760	104	13.7	299	39.3			12	1.6					311	40.9	26	3.4	337	44.3

NOTES: When a student received more than one award, only the highest award was counted.

TIME PERIOD CONSIDERATIONS:

- CP Graduates** are counted from these graduation dates = '092006', '102006', '112006', '122006', '012007', '022007', '032007', '042007', '052007', so this is essentially through the Spring term.
- TC Graduates** include 1 full academic year plus these graduation dates = '072007', '082007', '092007', '102007', '112007', '122007', so this is through the next Fall term.
- Associate Graduates** include 3 full academic years plus these graduation dates = '072009', '082009', so this includes the next 2 months of July and August.
- AC Graduates** include 4 full academic years plus these graduation dates = '072010', '082010', '092010', '102010', '112010', '122010', so this is through the next Fall term.
- Baccalaureate Graduates** include 6 full academic years plus these graduation dates = '072012', '082012', so this includes the next 2 months of July and August.

IPEDS/ADHE Graduation Rate Calculation for Student Athletes: 4-Year Universities

Cohort Year selected = 2008 and Time Period Covered = AFTER SIX (6) YEARS (from AY2008 thru AY2013) for Four-Year Universities.

#	IT	College	Cohort	Transfers		Bacc.		Adv. Cert.		Assoc.		Tech. Cert.		Cert. Prof.		Graduates		Retained		Success	
				#	%	#	%	#	%	#	%	#	%	#	%	#	%	#	%	#	%
1	1	ASUJ	80		7.5	39	48.8		-		-		-		-	39	48.8		2.5	41	51.3
2	1	ATU	93	19	20.4	36	38.7		-		-		-		-	36	38.7		5.4	41	44.1
3	1	HSU	127	22	17.3	32	25.2		-		-		-		-	32	25.2		2.4	35	27.6
4	1	SAUM	58		6.9	24	41.4		-		-		-		-	24	41.4		1.7	25	43.1
5	1	UAF	129	14	10.9	67	51.9		-		-		-		-	67	51.9		3.1	71	55.0
6	1	UAFS	43		20.9	14	32.6		-	20.9		-		-	-	23	53.5		-	23	53.5
7	1	UALR	34		23.5	18	52.9		-		-		-		-	18	52.9		5.9	20	58.8
8	1	UAM	40		15.0	11	27.5		-		-		-		-	11	27.5		-	11	27.5
9	1	UAPB	63		9.5	35	55.6		-		-		-		-	35	55.6		1.6	36	57.1
10	1	UCA	63		9.5	30	47.6		-		-		-		-	30	47.6		3.2	32	50.8
Total			730	100	13.7	306	41.9		-	1.2		-		-		315	43.2	20	2.7	335	45.9

NOTES: When a student received more than one award, only the highest award was counted.

TIME PERIOD CONSIDERATIONS:

- CP Graduates** are counted from these graduation dates = '092007', '102007', '112007', '122007', '012008', '022008', '032008', '042008', '052008', so this is essentially though the Spring term.
- TC Graduates** include 1 full academic year plus these graduation dates = '072008', '082008', '092008', '102008', '112008', '122008', so this is through the next Fall term.
- Associate Graduates** include 3 full academic years plus these graduation dates = '072010', '082010', so this includes the next 2 months of July and August.
- AC Graduates** include 4 full academic years plus these graduation dates = '072011', '082011', '092011', '102011', '112011', '122011', so this is through the next Fall term.
- Baccalaureate Graduates** include 6 full academic years plus these graduation dates = '072013', '082013', so this includes the next 2 months of July and August.

IPEDS/ADHE Graduation Rate Calculation for Student Athletes: 2-Year Colleges

Cohort Year selected = 2007 and Time Period Covered = AFTER THREE (3) YEARS (from AY2007 thru AY2009) for Two-Year Colleges.

#	IT	College	Cohort	Transfers		Bacc.		Adv. Cert.		Assoc.		Tech. Cert.		Cert. Prof.		Graduates		Retained		Success	
				#	%	#	%	#	%	#	%	#	%	#	%	#	%	#	%	#	%
1	2	NAC	47	16	34.0		-		-	15	31.9		-		-	15	31.9		4.3	17	36.2
2	2	UACCM			-		-		-		25.0		-		-		25.0		-		25.0
Total			51	16	31.4		-		-	16	31.4		-		-	16	31.4		3.9	18	35.3

NOTES: When a student received more than one award, only the highest award was counted.

TIME PERIOD CONSIDERATIONS:

- CP Graduates** are counted from these graduation dates = '092006', '102006', '112006', '122006', '012007', '022007', '032007', '042007', '052007', so this is essentially though the Spring term.
- TC Graduates** include 1 full academic year plus these graduation dates = '072007', '082007', '092007', '102007', '112007', '122007', so this is through the next Fall term.
- Associate Graduates** include 3 full academic years plus these graduation dates = '072009', '082009', so this includes the next 2 months of July and August.
- AC Graduates** include 4 full academic years plus these graduation dates = '072010', '082010', '092010', '102010', '112010', '122010', so this is through the next Fall term.
- Baccalaureate Graduates** include 6 full academic years plus these graduation dates = '072012', '082012', so this includes the next 2 months of July and August.

IPEDS/ADHE Graduation Rate Calculation for Student Athletes: 2-Year Colleges

Cohort Year selected = 2008 and Time Period Covered = AFTER THREE (3) YEARS (from AY2008 thru AY2010) for Two-Year Colleges.

#	IT	College	Cohort	Transfers		Bacc.		Adv. Cert.		Assoc.		Tech. Cert.		Cert. Prof.		Graduates		Retained		Success	
				#	%	#	%	#	%	#	%	#	%	#	%	#	%	#	%	#	%
1	2	NAC	59	17	28.8		-		-	10	16.9		-		-	10	16.9		8.5	15	25.4
Total			59	17	28.8		-		-	10	16.9		-		-	10	16.9		8.5	15	25.4

NOTES: When a student received more than one award, only the highest award was counted.

TIME PERIOD CONSIDERATIONS:

- CP Graduates** are counted from these graduation dates = '092007', '102007', '112007', '122007', '012008', '022008', '032008', '042008', '052008', so this is essentially though the Spring term.
- TC Graduates** include 1 full academic year plus these graduation dates = '072008', '082008', '092008', '102008', '112008', '122008', so this is through the next Fall term.
- Associate Graduates** include 3 full academic years plus these graduation dates = '072010', '082010', so this includes the next 2 months of July and August.
- AC Graduates** include 4 full academic years plus these graduation dates = '072011', '082011', '092011', '102011', '112011', '122011', so this is through the next Fall term.
- Baccalaureate Graduates** include 6 full academic years plus these graduation dates = '072013', '082013', so this includes the next 2 months of July and August.

IPEDS/ADHE Graduation Rate Calculation for Student Athletes: 2-Year Colleges

Cohort Year selected = 2009 and Time Period Covered = AFTER THREE (3) YEARS (from AY2009 thru AY2011) for Two-Year Colleges.

#	IT	College	Cohort	Transfers		Bacc.		Adv. Cert.		Assoc.		Tech. Cert.		Cert. Prof.		Graduates		Retained		Success	
				#	%	#	%	#	%	#	%	#	%	#	%	#	%	#	%	#	%
1	2	NAC	48		14.6		-		-		16.7		-		-		16.7		14.6	15	31.3
Total			48		14.6		-		-		16.7		-		-		16.7		14.6	15	31.3

NOTES: When a student received more than one award, only the highest award was counted.

TIME PERIOD CONSIDERATIONS:

- CP Graduates** are counted from these graduation dates = '092008', '102008', '112008', '122008', '012009', '022009', '032009', '042009', '052009', so this is essentially though the Spring term.
- TC Graduates** include 1 full academic year plus these graduation dates = '072009', '082009', '092009', '102009', '112009', '122009', so this is through the next Fall term.
- Associate Graduates** include 3 full academic years plus these graduation dates = '072011', '082011', so this includes the next 2 months of July and August.
- AC Graduates** include 4 full academic years plus these graduation dates = '072012', '082012', '092012', '102012', '112012', '122012', so this is through the next Fall term.
- Baccalaureate Graduates** include 6 full academic years plus these graduation dates = '072014', '082014', so this includes the next 2 months of July and August.

IPEDS/ADHE Graduation Rate Calculation for Student Athletes: 2-Year Colleges

Cohort Year selected = 2010 and Time Period Covered = AFTER THREE (3) YEARS (from AY2010 thru AY2012) for Two-Year Colleges.

#	IT	College	Cohort	Transfers		Bacc.		Adv. Cert.		Assoc.		Tech. Cert.		Cert. Prof.		Graduates		Retained		Success	
				#	%	#	%	#	%	#	%	#	%	#	%	#	%	#	%	#	%
1	2	NAC	66	26	39.4		-		-	12	18.2		-		-	12	18.2		10.6	19	28.8
Total			66	26	39.4		-		-	12	18.2		-		-	12	18.2		10.6	19	28.8

NOTES: When a student received more than one award, only the highest award was counted.

TIME PERIOD CONSIDERATIONS:

- 1. **CP Graduates** are counted from these graduation dates = '092009', '102009', '112009', '122009', '012010', '022010', '032010', '042010', '052010', so this is essentially through the Spring term.
- 2. **TC Graduates** include 1 full academic year plus these graduation dates = '072010', '082010', '092010', '102010', '112010', '122010', so this is through the next Fall term.
- 3. **Associate Graduates** include 3 full academic years plus these graduation dates = '072012', '082012', so this includes the next 2 months of July and August.
- 4. **AC Graduates** include 4 full academic years plus these graduation dates = '072013', '082013', '092013', '102013', '112013', '122013', so this is through the next Fall term.
- 5. **Baccalaureate Graduates** include 6 full academic years plus these graduation dates = '072015', '082015', so this includes the next 2 months of July and August.

IPEDS/ADHE Graduation Rate Calculation for Student Athletes: 2-Year Colleges

Cohort Year selected = 2011 and Time Period Covered = AFTER THREE (3) YEARS (from AY2011 thru AY2013) for Two-Year Colleges.

#	IT	College	Cohort	Transfers		Bacc.		Adv. Cert.		Assoc.		Tech. Cert.		Cert. Prof.		Graduates		Retained		Success	
				#	%	#	%	#	%	#	%	#	%	#	%	#	%	#	%	#	%
1	2	MSCC	23		26.1		-		-		-		-		-		-		21.7		21.7
2	2	NAC	55		14.5		-		-	13	23.6		-		-	13	23.6		7.3	17	30.9
Total			78	14	17.9		-		-	13	16.7		-		-	13	16.7		11.5	22	28.2

NOTES: When a student received more than one award, only the highest award was counted.

TIME PERIOD CONSIDERATIONS:

- 1. **CP Graduates** are counted from these graduation dates = '092010', '102010', '112010', '122010', '012011', '022011', '032011', '042011', '052011', so this is essentially through the Spring term.
- 2. **TC Graduates** include 1 full academic year plus these graduation dates = '072011', '082011', '092011', '102011', '112011', '122011', so this is through the next Fall term.
- 3. **Associate Graduates** include 3 full academic years plus these graduation dates = '072013', '082013', so this includes the next 2 months of July and August.
- 4. **AC Graduates** include 4 full academic years plus these graduation dates = '072014', '082014', '092014', '102014', '112014', '122014', so this is through the next Fall term.
- 5. **Baccalaureate Graduates** include 6 full academic years plus these graduation dates = '072016', '082016', so this includes the next 2 months of July and August.

IPEDS/ADHE Graduation Rate Calculation of Student Athletes by Sport: 4-Year Universities

Cohort Year selected = 2004 and Time Period Covered = AFTER SIX (6) YEARS (from AY2004 thru AY2009) for Four-Year Universities.

For FOOTBALL

#	IT	Institution	Cohort	Transfers		Bacc.		Adv. Cert.		Assoc.		Tech. Cert.		Cert. Prof.		Graduates		Retained		Success	
				#	%	#	%	#	%	#	%	#	%	#	%	#	%	#	%	#	%
1	1	ASUJ	21		23.8	12	57.1									12	57.1			12	57.1
2	1	ATU	54	19	35.2	12	22.2									12	22.2		3.7	14	25.9
3	1	HSU	37		8.1	12	32.4									12	32.4		5.4	14	37.8
4	1	SAUM	23		4.3		30.4										30.4		4.3		34.8
5	1	UAF	39		23.1	16	41.0									16	41.0		7.7	19	48.7
6	1	UAFS			-		-										-				-
7	1	UALR			-		-										-				-
8	1	UAM	31		25.8		3.2				3.2						6.5				6.5
9	1	UAMS			-		-				-						-				-
10	1	UAPB	11		9.1		27.3				-						27.3				27.3
11	1	UCA	42	10	23.8	17	40.5				-					17	40.5		4.8	19	45.2
Total			258	56	21.7	80	31.0				0.4					81	31.4	10	3.9	91	35.3

NOTES: When a student received more than one award, only the highest award was counted.

TIME PERIOD CONSIDERATIONS:

- CP Graduates** are counted from these graduation dates = '092003', '102003', '112003', '122003', '012004', '022004', '032004', '042004', '052004', so this is essentially through the Spring term.
- TC Graduates** include 1 full academic year plus these graduation dates = '072004', '082004', '092004', '102004', '112004', '122004', so this is through the next Fall term.
- Associate Graduates** include 3 full academic years plus these graduation dates = '072006', '082006', so this includes the next 2 months of July and August.
- AC Graduates** include 4 full academic years plus these graduation dates = '072007', '082007', '092007', '102007', '112007', '122007', so this is through the next Fall term.
- Baccalaureate Graduates** include 6 full academic years plus these graduation dates = '072009', '082009', so this includes the next 2 months of July and August.

Cohort Year selected = 2005 and Time Period Covered = AFTER SIX (6) YEARS (from AY2005 thru AY2010) for Four-Year Universities.

For FOOTBALL

#	IT	Institution	Cohort	Transfers		Bacc.		Adv. Cert.		Assoc.		Tech. Cert.		Cert. Prof.		Graduates		Retained		Success	
				#	%	#	%	#	%	#	%	#	%	#	%	#	%	#	%	#	%
1	1	ASUJ	33		15.2	17	51.5									17	51.5			17	51.5
2	1	ATU	38	10	26.3	14	36.8									14	36.8		2.6	15	39.5
3	1	HSU	44		20.5		11.4										11.4		4.5		15.9
4	1	SAUM	52		1.9	11	21.2									11	21.2			11	21.2
5	1	UAF	44		11.4	15	34.1									15	34.1		4.5	17	38.6
6	1	UAFS			-		-										-				-
7	1	UALR			-		-										-				-
8	1	UAM	44		18.2		20.5										20.5		2.3	10	22.7
9	1	UAMS			-		-										-				-
10	1	UAPB	12		8.3		41.7										41.7				41.7
11	1	UCA	34		17.6		26.5										26.5		2.9	10	29.4
Total			301	45	15.0	85	28.2									85	28.2		2.3	92	30.6

NOTES: When a student received more than one award, only the highest award was counted.

TIME PERIOD CONSIDERATIONS:

- CP Graduates** are counted from these graduation dates = '092004', '102004', '112004', '122004', '012005', '022005', '032005', '042005', '052005', so this is essentially through the Spring term.
- TC Graduates** include 1 full academic year plus these graduation dates = '072005', '082005', '092005', '102005', '112005', '122005', so this is through the next Fall term.
- Associate Graduates** include 3 full academic years plus these graduation dates = '072007', '082007', so this includes the next 2 months of July and August.
- AC Graduates** include 4 full academic years plus these graduation dates = '072008', '082008', '092008', '102008', '112008', '122008', so this is through the next Fall term.
- Baccalaureate Graduates** include 6 full academic years plus these graduation dates = '072010', '082010', so this includes the next 2 months of July and August.

IPEDS/ADHE Graduation Rate Calculation of Student Athletes by Sport: 4-Year Universities

Cohort Year selected = 2006 and Time Period Covered = AFTER SIX (6) YEARS (from AY2006 thru AY2011) for Four-Year Universities.

For FOOTBALL

#	IT	Institution	Cohort	Transfers		Bacc.		Adv. Cert.		Assoc.		Tech. Cert.		Cert. Prof.		Graduates		Retained		Success		
				#	%	#	%	#	%	#	%	#	%	#	%	#	%	#	%	#	%	
1	1	ASUJ	40		12.5	18	45.0			-		-			-		18	45.0		2.5	19	47.5
2	1	ATU	39	11	28.2	15	38.5			-		-			-		15	38.5		-	15	38.5
3	1	HSU	32		25.0		28.1			-		-			-			28.1		3.1	10	31.3
4	1	SAUM	14		7.1		14.3			-		-			-			14.3		7.1		21.4
5	1	UAF	45		20.0	17	37.8			-		-			-		17	37.8		6.7	20	44.4
6	1	UAFS			-		-			-		-			-			-		-		-
7	1	UALR			-		-			-		-			-			-		-		-
8	1	UAM	23		13.0	10	43.5			-		-			-		10	43.5		-	10	43.5
9	1	UAMS			-		-			-		-			-			-		-		-
10	1	UAPB	14		14.3		28.6			-		-			-			28.6		7.1		35.7
11	1	UCA	41		19.5	11	26.8			-		-			-		11	26.8		12.2	16	39.0
Total			248	47	19.0	86	34.7			-		-			-		86	34.7	12	4.8	98	39.5

NOTES: When a student received more than one award, only the highest award was counted.

TIME PERIOD CONSIDERATIONS:

- CP Graduates** are counted from these graduation dates = '092005', '102005', '112005', '122005', '012006', '022006', '032006', '042006', '052006', so this is essentially through the Spring term.
- TC Graduates** include 1 full academic year plus these graduation dates = '072006', '082006', '092006', '102006', '112006', '122006', so this is through the next Fall term.
- Associate Graduates** include 3 full academic years plus these graduation dates = '072008', '082008', so this includes the next 2 months of July and August.
- AC Graduates** include 4 full academic years plus these graduation dates = '072009', '082009', '092009', '102009', '112009', '122009', so this is through the next Fall term.
- Baccalaureate Graduates** include 6 full academic years plus these graduation dates = '072011', '082011', so this includes the next 2 months of July and August.

Cohort Year selected = 2007 and Time Period Covered = AFTER SIX (6) YEARS (from AY2007 thru AY2012) for Four-Year Universities.

For FOOTBALL

#	IT	Institution	Cohort	Transfers		Bacc.		Adv. Cert.		Assoc.		Tech. Cert.		Cert. Prof.		Graduates		Retained		Success		
				#	%	#	%	#	%	#	%	#	%	#	%	#	%	#	%	#	%	
1	1	ASUJ	36		8.3	11	30.6			-		-			-		11	30.6		8.3	14	38.9
2	1	ATU	41	10	24.4	13	31.7			-		-			-		13	31.7		2.4	14	34.1
3	1	HSU	38		21.1		21.1			-		-			-			21.1		2.6		23.7
4	1	SAUM	21		-		33.3			-		-			-			33.3		4.8		38.1
5	1	UAF	30		13.3	13	43.3			-		-			-		13	43.3		3.3	14	46.7
6	1	UAFS			-		-			-		-			-			-		-		-
7	1	UALR			-		-			-		-			-			-		-		-
8	1	UAM	23		8.7		8.7			-		-			-			8.7		8.7		17.4
9	1	UAMS			-		-			-		-			-			-		-		-
10	1	UAPB	21		14.3		38.1			-		-			-			38.1		4.8		42.9
11	1	UCA	40		17.5	17	42.5			-		-			-		17	42.5		2.5	18	45.0
Total			250	37	14.8	79	31.6			-		-			-		79	31.6	11	4.4	90	36.0

NOTES: When a student received more than one award, only the highest award was counted.

TIME PERIOD CONSIDERATIONS:

- CP Graduates** are counted from these graduation dates = '092006', '102006', '112006', '122006', '012007', '022007', '032007', '042007', '052007', so this is essentially through the Spring term.
- TC Graduates** include 1 full academic year plus these graduation dates = '072007', '082007', '092007', '102007', '112007', '122007', so this is through the next Fall term.
- Associate Graduates** include 3 full academic years plus these graduation dates = '072009', '082009', so this includes the next 2 months of July and August.
- AC Graduates** include 4 full academic years plus these graduation dates = '072010', '082010', '092010', '102010', '112010', '122010', so this is through the next Fall term.
- Baccalaureate Graduates** include 6 full academic years plus these graduation dates = '072012', '082012', so this includes the next 2 months of July and August.

IPEDS/ADHE Graduation Rate Calculation of Student Athletes by Sport: 4-Year Universities

Cohort Year selected = 2008 and Time Period Covered = AFTER SIX (6) YEARS (from AY2008 thru AY2013) for Four-Year Universities.

For FOOTBALL

#	IT	Institution	Cohort	Transfers		Bacc.		Adv. Cert.		Assoc.		Tech. Cert.		Cert. Prof.		Graduates		Retained		Success	
				#	%	#	%	#	%	#	%	#	%	#	%	#	%	#	%	#	%
1	1	ASUJ	23		4.3	12	52.2		-		-		-		-	12	52.2		-	12	52.2
2	1	ATU	49		16.3	13	26.5		-		-		-		-	13	26.5		10.2	18	36.7
3	1	HSU	62	11	17.7		12.9		-		-		-		-		12.9		1.6		14.5
4	1	SAUM	18		5.6		38.9		-		-		-		-		38.9		5.6		44.4
5	1	UAF	41		12.2	23	56.1		-		-		-		-	23	56.1		2.4	24	58.5
6	1	UAFS			-		-		-		-		-		-		-		-		-
7	1	UALR			-		-		-		-		-		-		-		-		-
8	1	UAM	21		14.3		19.0		-		-		-		-		19.0		-		19.0
9	1	UAMS			-		-		-		-		-		-		-		-		-
10	1	UAPB	21		14.3	11	52.4		-		-		-		-	11	52.4		4.8	12	57.1
11	1	UCA	15		6.7		26.7		-		-		-		-		26.7		6.7		33.3
Total			250	33	13.2	82	32.8		-		-		-		-	82	32.8	10	4.0	92	36.8

NOTES: When a student received more than one award, only the highest award was counted.

TIME PERIOD CONSIDERATIONS:

1. **CP Graduates** are counted from these graduation dates = '092007', '102007', '112007', '122007', '012008', '022008', '032008', '042008', '052008', so this is essentially through the Spring term.
2. **TC Graduates** include 1 full academic year plus these graduation dates = '072008', '082008', '092008', '102008', '112008', '122008', so this is through the next Fall term.
3. **Associate Graduates** include 3 full academic years plus these graduation dates = '072010', '082010', so this includes the next 2 months of July and August.
4. **AC Graduates** include 4 full academic years plus these graduation dates = '072011', '082011', '092011', '102011', '112011', '122011', so this is through the next Fall term.
5. **Baccalaureate Graduates** include 6 full academic years plus these graduation dates = '072013', '082013', so this includes the next 2 months of July and August.

Cohort Year selected = 2004 and Time Period Covered = AFTER SIX (6) YEARS (from AY2004 thru AY2009) for Four-Year Universities.

For MEN'S BASKETBALL

#	IT	Institution	Cohort	Transfers		Bacc.		Adv. Cert.		Assoc.		Tech. Cert.		Cert. Prof.		Graduates		Retained		Success	
				#	%	#	%	#	%	#	%	#	%	#	%	#	%	#	%	#	%
1	1	ASUJ			-		50.0		-		-		-		-		50.0		-		50.0
2	1	ATU			100.0		-		-		-		-		-		-		-		-
3	1	HSU			66.7		33.3		-		-		-		-		33.3		-		33.3
4	1	SAUM			-		50.0		-		-		-		-		50.0		-		50.0
5	1	UAF			-		-		-		-		-		-		-		40.0		40.0
6	1	UAFS			40.0		-		-		40.0		-		-		40.0		-		40.0
7	1	UALR			-		-		-		-		-		-		-		-		-
8	1	UAM			75.0		-		-		-		-		-		-		-		-
9	1	UAMS			-		-		-		-		-		-		-		-		-
10	1	UAPB			-		20.0		-		-		-		-		20.0		20.0		40.0
11	1	UCA			16.7		33.3		-		-		-		-		33.3		-		33.3
Total			38		23.7		18.4		-		5.3		-		-		23.7		7.9	12	31.6

NOTES: When a student received more than one award, only the highest award was counted.

TIME PERIOD CONSIDERATIONS:

1. **CP Graduates** are counted from these graduation dates = '092003', '102003', '112003', '122003', '012004', '022004', '032004', '042004', '052004', so this is essentially through the Spring term.
2. **TC Graduates** include 1 full academic year plus these graduation dates = '072004', '082004', '092004', '102004', '112004', '122004', so this is through the next Fall term.
3. **Associate Graduates** include 3 full academic years plus these graduation dates = '072006', '082006', so this includes the next 2 months of July and August.
4. **AC Graduates** include 4 full academic years plus these graduation dates = '072007', '082007', '092007', '102007', '112007', '122007', so this is through the next Fall term.
5. **Baccalaureate Graduates** include 6 full academic years plus these graduation dates = '072009', '082009', so this includes the next 2 months of July and August.

IPEDS/ADHE Graduation Rate Calculation of Student Athletes by Sport: 4-Year Universities

Cohort Year selected = 2005 and Time Period Covered = AFTER SIX (6) YEARS (from AY2005 thru AY2010) for Four-Year Universities.

For MEN'S BASKETBALL

#	IT	Institution	Cohort	Transfers		Bacc.		Adv. Cert.		Assoc.		Tech. Cert.		Cert. Prof.		Graduates		Retained		Success					
				#	%	#	%	#	%	#	%	#	%	#	%	#	%	#	%	#	%				
1	1	ASUJ			50.0		-		-		-		-		-		-		-		-				
2	1	ATU			83.3		-		-		-		-		-		-		-		-				
3	1	HSU			50.0		-		-		-		-		-		-		-		-				
4	1	SAUM			12.5		50.0		-		-		-		-		50.0		12.5		62.5				
5	1	UAF			-		50.0		-		-		-		-		50.0		-		50.0				
6	1	UAFS			14.3		-		-		42.9		-		-		42.9		-		42.9				
7	1	UALR			-		75.0		-		-		-		-		75.0		-		75.0				
8	1	UAM			-		-		-		-		-		-		-		-		-				
9	1	UAMS			-		-		-		-		-		-		-		-		-				
10	1	UAPB			-		66.7		-		-		-		-		66.7		-		66.7				
11	1	UCA			-		-		-		-		-		-		-		-		-				
Total			36		25.0		11		30.6		8.3		-		-		14		38.9		2.8		15		41.7

NOTES: When a student received more than one award, only the highest award was counted.

TIME PERIOD CONSIDERATIONS:

- CP Graduates** are counted from these graduation dates = '092004', '102004', '112004', '122004', '012005', '022005', '032005', '042005', '052005', so this is essentially through the Spring term.
- TC Graduates** include 1 full academic year plus these graduation dates = '072005', '082005', '092005', '102005', '112005', '122005', so this is through the next Fall term.
- Associate Graduates** include 3 full academic years plus these graduation dates = '072007', '082007', so this includes the next 2 months of July and August.
- AC Graduates** include 4 full academic years plus these graduation dates = '072008', '082008', '092008', '102008', '112008', '122008', so this is through the next Fall term.
- Baccalaureate Graduates** include 6 full academic years plus these graduation dates = '072010', '082010', so this includes the next 2 months of July and August.

Cohort Year selected = 2006 and Time Period Covered = AFTER SIX (6) YEARS (from AY2006 thru AY2011) for Four-Year Universities.

For MEN'S BASKETBALL

#	IT	Institution	Cohort	Transfers		Bacc.		Adv. Cert.		Assoc.		Tech. Cert.		Cert. Prof.		Graduates		Retained		Success	
				#	%	#	%	#	%	#	%	#	%	#	%	#	%	#	%	#	%
1	1	ASUJ			75.0		-		-		-		-		-		-		-		-
2	1	ATU			-		-		-		-		-		-		-		-		-
3	1	HSU			-		-		-		-		-		-		-		100.0		100.0
4	1	SAUM			100.0		-		-		-		-		-		-		-		-
5	1	UAF			-		-		-		-		-		-		-		-		-
6	1	UAFS			16.7		-		-		16.7		-		-		16.7		-		16.7
7	1	UALR			-		-		-		-		-		-		-		-		-
8	1	UAM			-		-		-		-		-		-		-		50.0		50.0
9	1	UAMS			-		-		-		-		-		-		-		-		-
10	1	UAPB			-		100.0		-		-		-		-		100.0		-		100.0
11	1	UCA			16.7		66.7		-		-		-		-		66.7		-		66.7
Total			24		25.0		20.8		-		4.2		-		-		25.0		12.5		37.5

NOTES: When a student received more than one award, only the highest award was counted.

TIME PERIOD CONSIDERATIONS:

- CP Graduates** are counted from these graduation dates = '092005', '102005', '112005', '122005', '012006', '022006', '032006', '042006', '052006', so this is essentially through the Spring term.
- TC Graduates** include 1 full academic year plus these graduation dates = '072006', '082006', '092006', '102006', '112006', '122006', so this is through the next Fall term.
- Associate Graduates** include 3 full academic years plus these graduation dates = '072008', '082008', so this includes the next 2 months of July and August.
- AC Graduates** include 4 full academic years plus these graduation dates = '072009', '082009', '092009', '102009', '112009', '122009', so this is through the next Fall term.
- Baccalaureate Graduates** include 6 full academic years plus these graduation dates = '072011', '082011', so this includes the next 2 months of July and August.

IPEDS/ADHE Graduation Rate Calculation of Student Athletes by Sport: 4-Year Universities

Cohort Year selected = 2007 and Time Period Covered = AFTER SIX (6) YEARS (from AY2007 thru AY2012) for Four-Year Universities.

For MEN'S BASKETBALL

#	IT	Institution	Cohort	Transfers		Bacc.		Adv. Cert.		Assoc.		Tech. Cert.		Cert. Prof.		Graduates		Retained		Success			
				#	%	#	%	#	%	#	%	#	%	#	%	#	%	#	%	#	%		
1	1	ASUJ			33.3		-		-		-		-		-		-		-		-		
2	1	ATU			-		87.5		-		-		-		-		87.5		12.5		100.0		
3	1	HSU			-		-		-		-		-		-		-		-		-		
4	1	SAUM			50.0		-		-		-		-		-		-		-		-		
5	1	UAF			-		25.0		-		-		-		-		25.0		-		25.0		
6	1	UAFS			12.5		-		-		25.0		-		-		25.0		-		25.0		
7	1	UALR			50.0		-		-		-		-		-		-		-		-		
8	1	UAM			100.0		-		-		-		-		-		-		-		-		
9	1	UAMS			-		-		-		-		-		-		-		-		-		
10	1	UAPB			-		80.0		-		-		-		-		80.0		-		80.0		
11	1	UCA			25.0		50.0		-		-		-		-		50.0		-		50.0		
Total			38		15.8		14		36.8		5.3		-		-		16		42.1		2.6	17	44.7

NOTES: When a student received more than one award, only the highest award was counted.

TIME PERIOD CONSIDERATIONS:

1. **CP Graduates** are counted from these graduation dates = '092006', '102006', '112006', '122006', '012007', '022007', '032007', '042007', '052007', so this is essentially through the Spring term.
2. **TC Graduates** include 1 full academic year plus these graduation dates = '072007', '082007', '092007', '102007', '112007', '122007', so this is through the next Fall term.
3. **Associate Graduates** include 3 full academic years plus these graduation dates = '072009', '082009', so this includes the next 2 months of July and August.
4. **AC Graduates** include 4 full academic years plus these graduation dates = '072010', '082010', '092010', '102010', '112010', '122010', so this is through the next Fall term.
5. **Baccalaureate Graduates** include 6 full academic years plus these graduation dates = '072012', '082012', so this includes the next 2 months of July and August.

Cohort Year selected = 2008 and Time Period Covered = AFTER SIX (6) YEARS (from AY2008 thru AY2013) for Four-Year Universities.

For MEN'S BASKETBALL

#	IT	Institution	Cohort	Transfers		Bacc.		Adv. Cert.		Assoc.		Tech. Cert.		Cert. Prof.		Graduates		Retained		Success			
				#	%	#	%	#	%	#	%	#	%	#	%	#	%	#	%	#	%		
1	1	ASUJ			-		50.0		-		-		-		-		50.0		-		50.0		
2	1	ATU			28.6		57.1		-		-		-		-		57.1		-		57.1		
3	1	HSU			33.3		33.3		-		-		-		-		33.3		-		33.3		
4	1	SAUM			-		50.0		-		-		-		-		50.0		-		50.0		
5	1	UAF			25.0		50.0		-		-		-		-		50.0		-		50.0		
6	1	UAFS			16.7		-		-		33.3		-		-		33.3		-		33.3		
7	1	UALR			66.7		33.3		-		-		-		-		33.3		-		33.3		
8	1	UAM			-		-		-		-		-		-		-		-		-		
9	1	UAMS			-		-		-		-		-		-		-		-		-		
10	1	UAPB			14.3		57.1		-		-		-		-		57.1		-		57.1		
11	1	UCA			-		100.0		-		-		-		-		100.0		-		100.0		
Total			41		22.0		17		41.5		4.9		-		-		19		46.3		-	19	46.3

NOTES: When a student received more than one award, only the highest award was counted.

TIME PERIOD CONSIDERATIONS:

1. **CP Graduates** are counted from these graduation dates = '092007', '102007', '112007', '122007', '012008', '022008', '032008', '042008', '052008', so this is essentially through the Spring term.
2. **TC Graduates** include 1 full academic year plus these graduation dates = '072008', '082008', '092008', '102008', '112008', '122008', so this is through the next Fall term.
3. **Associate Graduates** include 3 full academic years plus these graduation dates = '072010', '082010', so this includes the next 2 months of July and August.
4. **AC Graduates** include 4 full academic years plus these graduation dates = '072011', '082011', '092011', '102011', '112011', '122011', so this is through the next Fall term.
5. **Baccalaureate Graduates** include 6 full academic years plus these graduation dates = '072013', '082013', so this includes the next 2 months of July and August.

IPEDS/ADHE Graduation Rate Calculation of Student Athletes by Sport: 4-Year Universities

Cohort Year selected = 2004 and Time Period Covered = AFTER SIX (6) YEARS (from AY2004 thru AY2009) for Four-Year Universities.

For WOMEN'S BASKETBALL

#	IT	Institution	Cohort	Transfers		Bacc.		Adv. Cert.		Assoc.		Tech. Cert.		Cert. Prof.		Graduates		Retained		Success	
				#	%	#	%	#	%	#	%	#	%	#	%	#	%	#	%	#	%
1	1	ASUJ			50.0		50.0		-		-		-		-		50.0		-		50.0
2	1	ATU			33.3		50.0		-		-		-		-		50.0		-		50.0
3	1	HSU			-		-		-		-		-		-		-		-		-
4	1	SAUM			25.0		25.0		-		-		-		-		25.0		-		25.0
5	1	UAF			-		100.0		-		-		-		-		100.0		-		100.0
6	1	UAFS			40.0		-		-		40.0		-		-		40.0		-		40.0
7	1	UALR			25.0		75.0		-		-		-		-		75.0		-		75.0
8	1	UAM			-		100.0		-		-		-		-		100.0		-		100.0
9	1	UAMS			-		-		-		-		-		-		-		-		-
10	1	UAPB			25.0		50.0		-		-		-		-		50.0		-		50.0
11	1	UCA			-		66.7		-		-		-		-		66.7		16.7		83.3
Total			41	10	24.4	19	46.3		-		4.9		-		-	21	51.2		2.4	22	53.7

NOTES: When a student received more than one award, only the highest award was counted.

TIME PERIOD CONSIDERATIONS:

1. **CP Graduates** are counted from these graduation dates = '092003', '102003', '112003', '122003', '012004', '022004', '032004', '042004', '052004', so this is essentially through the Spring term.
2. **TC Graduates** include 1 full academic year plus these graduation dates = '072004', '082004', '092004', '102004', '112004', '122004', so this is through the next Fall term.
3. **Associate Graduates** include 3 full academic years plus these graduation dates = '072006', '082006', so this includes the next 2 months of July and August.
4. **AC Graduates** include 4 full academic years plus these graduation dates = '072007', '082007', '092007', '102007', '112007', '122007', so this is through the next Fall term.
5. **Baccalaureate Graduates** include 6 full academic years plus these graduation dates = '072009', '082009', so this includes the next 2 months of July and August.

Cohort Year selected = 2005 and Time Period Covered = AFTER SIX (6) YEARS (from AY2005 thru AY2010) for Four-Year Universities.

For WOMEN'S BASKETBALL

#	IT	Institution	Cohort	Transfers		Bacc.		Adv. Cert.		Assoc.		Tech. Cert.		Cert. Prof.		Graduates		Retained		Success	
				#	%	#	%	#	%	#	%	#	%	#	%	#	%	#	%	#	%
1	1	ASUJ			-		40.0		-		-		-		-		40.0		-		40.0
2	1	ATU			50.0		50.0		-		-		-		-		50.0		-		50.0
3	1	HSU			-		50.0		-		-		-		-		50.0		-		50.0
4	1	SAUM			-		50.0		-		-		-		-		50.0		25.0		75.0
5	1	UAF			-		100.0		-		-		-		-		100.0		-		100.0
6	1	UAFS			20.0		-		-		80.0		-		-		80.0		-		80.0
7	1	UALR			16.7		50.0		-		-		-		-		50.0		-		50.0
8	1	UAM			-		-		-		-		-		-		-		-		-
9	1	UAMS			-		-		-		-		-		-		-		-		-
10	1	UAPB			-		60.0		-		-		-		-		60.0		-		60.0
11	1	UCA			-		33.3		-		-		-		-		33.3		-		33.3
Total			35		8.6	14	40.0		-		11.4		-		-	18	51.4		2.9	19	54.3

NOTES: When a student received more than one award, only the highest award was counted.

TIME PERIOD CONSIDERATIONS:

1. **CP Graduates** are counted from these graduation dates = '092004', '102004', '112004', '122004', '012005', '022005', '032005', '042005', '052005', so this is essentially through the Spring term.
2. **TC Graduates** include 1 full academic year plus these graduation dates = '072005', '082005', '092005', '102005', '112005', '122005', so this is through the next Fall term.
3. **Associate Graduates** include 3 full academic years plus these graduation dates = '072007', '082007', so this includes the next 2 months of July and August.
4. **AC Graduates** include 4 full academic years plus these graduation dates = '072008', '082008', '092008', '102008', '112008', '122008', so this is through the next Fall term.
5. **Baccalaureate Graduates** include 6 full academic years plus these graduation dates = '072010', '082010', so this includes the next 2 months of July and August.

IPEDS/ADHE Graduation Rate Calculation of Student Athletes by Sport: 4-Year Universities

Cohort Year selected = 2006 and Time Period Covered = AFTER SIX (6) YEARS (from AY2006 thru AY2011) for Four-Year Universities.

For WOMEN'S BASKETBALL

#	IT	Institution	Cohort	Transfers		Bacc.		Adv. Cert.		Assoc.		Tech. Cert.		Cert. Prof.		Graduates		Retained		Success		
				#	%	#	%	#	%	#	%	#	%	#	%	#	%	#	%	#	%	
1	1	ASUJ			-		50.0		-		-		-		-		50.0		-		50.0	
2	1	ATU			20.0		60.0		-		-		-		-		60.0		-		60.0	
3	1	HSU			100.0		-		-		-		-		-		-		-		-	
4	1	SAUM			-		-		-		-		-		-		-		-		-	
5	1	UAF			-		100.0		-		-		-		-		100.0		-		100.0	
6	1	UAFS			20.0		40.0		-		-		-		-		40.0		-		40.0	
7	1	UALR			20.0		40.0		-		-		-		-		40.0		-		40.0	
8	1	UAM			-		33.3		-		-		-		-		33.3		-		33.3	
9	1	UAMS			-		-		-		-		-		-		-		-		-	
10	1	UAPB			-		-		-		-		-		-		-		-		-	
11	1	UCA			20.0		40.0		-		-		-		-		40.0		-		40.0	
Total			33		15.2		15	45.5		-		-		-		-	15	45.5		-	15	45.5

NOTES: When a student received more than one award, only the highest award was counted.

TIME PERIOD CONSIDERATIONS:

- CP Graduates** are counted from these graduation dates = '092005', '102005', '112005', '122005', '012006', '022006', '032006', '042006', '052006', so this is essentially through the Spring term.
- TC Graduates** include 1 full academic year plus these graduation dates = '072006', '082006', '092006', '102006', '112006', '122006', so this is through the next Fall term.
- Associate Graduates** include 3 full academic years plus these graduation dates = '072008', '082008', so this includes the next 2 months of July and August.
- AC Graduates** include 4 full academic years plus these graduation dates = '072009', '082009', '092009', '102009', '112009', '122009', so this is through the next Fall term.
- Baccalaureate Graduates** include 6 full academic years plus these graduation dates = '072011', '082011', so this includes the next 2 months of July and August.

Cohort Year selected = 2007 and Time Period Covered = AFTER SIX (6) YEARS (from AY2007 thru AY2012) for Four-Year Universities.

For WOMEN'S BASKETBALL

#	IT	Institution	Cohort	Transfers		Bacc.		Adv. Cert.		Assoc.		Tech. Cert.		Cert. Prof.		Graduates		Retained		Success	
				#	%	#	%	#	%	#	%	#	%	#	%	#	%	#	%	#	%
1	1	ASUJ			-		60.0		-		-		-		-		60.0		-		60.0
2	1	ATU			20.0		80.0		-		-		-		-		80.0		-		80.0
3	1	HSU			100.0		-		-		-		-		-		-		-		-
4	1	SAUM			37.5		25.0		-		-		-		-		25.0		-		25.0
5	1	UAF			40.0		20.0		-		-		-		-		20.0	20.0			40.0
6	1	UAFS	10		10.0		10.0		-		20.0		-		-		30.0		-		30.0
7	1	UALR			-		25.0		-		-		-		-		25.0		-		25.0
8	1	UAM			-		100.0		-		-		-		-		100.0		-		100.0
9	1	UAMS			-		-		-		-		-		-		-		-		-
10	1	UAPB			-		33.3		-		-		-		-		33.3		-		33.3
11	1	UCA			-		50.0		-		-		-		-		50.0		-		50.0
Total			47		17.0		17	36.2		-	4.3		-		-	19	40.4		2.1	20	42.6

NOTES: When a student received more than one award, only the highest award was counted.

TIME PERIOD CONSIDERATIONS:

- CP Graduates** are counted from these graduation dates = '092006', '102006', '112006', '122006', '012007', '022007', '032007', '042007', '052007', so this is essentially through the Spring term.
- TC Graduates** include 1 full academic year plus these graduation dates = '072007', '082007', '092007', '102007', '112007', '122007', so this is through the next Fall term.
- Associate Graduates** include 3 full academic years plus these graduation dates = '072009', '082009', so this includes the next 2 months of July and August.
- AC Graduates** include 4 full academic years plus these graduation dates = '072010', '082010', '092010', '102010', '112010', '122010', so this is through the next Fall term.
- Baccalaureate Graduates** include 6 full academic years plus these graduation dates = '072012', '082012', so this includes the next 2 months of July and August.

IPEDS/ADHE Graduation Rate Calculation of Student Athletes by Sport: 4-Year Universities

Cohort Year selected = 2008 and Time Period Covered = AFTER SIX (6) YEARS (from AY2008 thru AY2013) for Four-Year Universities.

For WOMEN'S BASKETBALL

#	IT	Institution	Cohort	Transfers		Bacc.		Adv. Cert.		Assoc.		Tech. Cert.		Cert. Prof.		Graduates		Retained		Success		
				#	%	#	%	#	%	#	%	#	%	#	%	#	%	#	%	#	%	
1	1	ASUJ			20.0		40.0		-		-		-		-		40.0		-		40.0	
2	1	ATU			66.7		33.3		-		-		-		-		33.3		-		33.3	
3	1	HSU			22.2		33.3		-		-		-		-		33.3		-		33.3	
4	1	SAUM			20.0		60.0		-		-		-		-		60.0		-		60.0	
5	1	UAF			-		40.0		-		-		-		-		40.0		-		40.0	
6	1	UAFS			-		40.0		-		40.0		-		-		80.0		-		80.0	
7	1	UALR			-		50.0		-		-		-		-		50.0		-		50.0	
8	1	UAM			50.0		-		-		-		-		-		-		-		-	
9	1	UAMS			-		-		-		-		-		-		-		-		-	
10	1	UAPB			-		50.0		-		-		-		-		50.0		-		50.0	
11	1	UCA			-		-		-		-		-		-		-		-		-	
Total			44		15.9		18		40.9		4.5		-		-		20		45.5		20	45.5

NOTES: When a student received more than one award, only the highest award was counted.

TIME PERIOD CONSIDERATIONS:

1. **CP Graduates** are counted from these graduation dates = '092007', '102007', '112007', '122007', '012008', '022008', '032008', '042008', '052008', so this is essentially through the Spring term.
2. **TC Graduates** include 1 full academic year plus these graduation dates = '072008', '082008', '092008', '102008', '112008', '122008', so this is through the next Fall term.
3. **Associate Graduates** include 3 full academic years plus these graduation dates = '072010', '082010', so this includes the next 2 months of July and August.
4. **AC Graduates** include 4 full academic years plus these graduation dates = '072011', '082011', '092011', '102011', '112011', '122011', so this is through the next Fall term.
5. **Baccalaureate Graduates** include 6 full academic years plus these graduation dates = '072013', '082013', so this includes the next 2 months of July and August.

Cohort Year selected = 2004 and Time Period Covered = AFTER SIX (6) YEARS (from AY2004 thru AY2009) for Four-Year Universities.

For BASEBALL

#	IT	Institution	Cohort	Transfers		Bacc.		Adv. Cert.		Assoc.		Tech. Cert.		Cert. Prof.		Graduates		Retained		Success			
				#	%	#	%	#	%	#	%	#	%	#	%	#	%	#	%	#	%		
1	1	ASUJ			33.3		-		-		-		-		-		-		-		-		
2	1	ATU	11		9.1		36.4		-		-		-		-		36.4		9.1		45.5		
3	1	HSU			28.6		-		-		-		-		-		-		-		-		
4	1	SAUM			42.9		28.6		-		-		-		-		28.6		-		28.6		
5	1	UAF	15		13.3		26.7		-		-		-		-		26.7		-		26.7		
6	1	UAFS			37.5		-		-		62.5		-		-		62.5		-		62.5		
7	1	UALR			-		-		-		-		-		-		-		-		-		
8	1	UAM			33.3		33.3		-		-		-		-		33.3		-		33.3		
9	1	UAMS			-		-		-		-		-		-		-		-		-		
10	1	UAPB			-		-		-		-		-		-		-		-		-		
11	1	UCA	15		33.3		46.7		-		-		-		-		46.7		-		46.7		
Total			74		19		25.7		19		25.7		6.8		-		24		32.4		1.4	25	33.8

NOTES: When a student received more than one award, only the highest award was counted.

TIME PERIOD CONSIDERATIONS:

1. **CP Graduates** are counted from these graduation dates = '092003', '102003', '112003', '122003', '012004', '022004', '032004', '042004', '052004', so this is essentially through the Spring term.
2. **TC Graduates** include 1 full academic year plus these graduation dates = '072004', '082004', '092004', '102004', '112004', '122004', so this is through the next Fall term.
3. **Associate Graduates** include 3 full academic years plus these graduation dates = '072006', '082006', so this includes the next 2 months of July and August.
4. **AC Graduates** include 4 full academic years plus these graduation dates = '072007', '082007', '092007', '102007', '112007', '122007', so this is through the next Fall term.
5. **Baccalaureate Graduates** include 6 full academic years plus these graduation dates = '072009', '082009', so this includes the next 2 months of July and August.

IPEDS/ADHE Graduation Rate Calculation of Student Athletes by Sport: 4-Year Universities

Cohort Year selected = 2005 and Time Period Covered = AFTER SIX (6) YEARS (from AY2005 thru AY2010) for Four-Year Universities.

For BASEBALL

#	IT	Institution	Cohort	Transfers		Bacc.		Adv. Cert.		Assoc.		Tech. Cert.		Cert. Prof.		Graduates		Retained		Success	
				#	%	#	%	#	%	#	%	#	%	#	%	#	%	#	%	#	%
1	1	ASUJ			40.0		-		-		-		-		-		-		-		-
2	1	ATU			20.0		80.0		-		-		-		-		80.0		-		80.0
3	1	HSU			11.1		22.2		-		-		-		-		22.2		11.1		33.3
4	1	SAUM	13		23.1		46.2		-		-		-		-		46.2		-		46.2
5	1	UAF	14		7.1		21.4		-		-		-		-		21.4		-		21.4
6	1	UAFS	10		30.0		10.0		-		20.0		-		-		30.0		-		30.0
7	1	UALR			50.0		-		-		-		-		-		-		-		-
8	1	UAM			16.7		16.7		-		-		-		-		16.7		-		16.7
9	1	UAMS			-		-		-		-		-		-		-		-		-
10	1	UAPB			50.0		-		-		-		-		-		-		50.0		50.0
11	1	UCA			-		60.0		-		-		-		-		60.0		20.0		80.0
Total			71	14	19.7	20	28.2		-	2.8		-		-		22	31.0	4.2	25	35.2	

NOTES: When a student received more than one award, only the highest award was counted.

TIME PERIOD CONSIDERATIONS:

- CP Graduates** are counted from these graduation dates = '092004', '102004', '112004', '122004', '012005', '022005', '032005', '042005', '052005', so this is essentially through the Spring term.
- TC Graduates** include 1 full academic year plus these graduation dates = '072005', '082005', '092005', '102005', '112005', '122005', so this is through the next Fall term.
- Associate Graduates** include 3 full academic years plus these graduation dates = '072007', '082007', so this includes the next 2 months of July and August.
- AC Graduates** include 4 full academic years plus these graduation dates = '072008', '082008', '092008', '102008', '112008', '122008', so this is through the next Fall term.
- Baccalaureate Graduates** include 6 full academic years plus these graduation dates = '072010', '082010', so this includes the next 2 months of July and August.

Cohort Year selected = 2006 and Time Period Covered = AFTER SIX (6) YEARS (from AY2006 thru AY2011) for Four-Year Universities.

For BASEBALL

#	IT	Institution	Cohort	Transfers		Bacc.		Adv. Cert.		Assoc.		Tech. Cert.		Cert. Prof.		Graduates		Retained		Success	
				#	%	#	%	#	%	#	%	#	%	#	%	#	%	#	%	#	%
1	1	ASUJ			11.1		66.7		-		-		-		-		66.7		11.1		77.8
2	1	ATU	13		23.1		53.8		-		-		-		-		53.8		7.7		61.5
3	1	HSU	11		9.1		45.5		-		-		-		-		45.5		-		45.5
4	1	SAUM			33.3		-		-		-		-		-		-		16.7		16.7
5	1	UAF	16		6.3		25.0		-		-		-		-		25.0		-		25.0
6	1	UAFS	13		38.5		-		-		30.8		-		-		30.8		-		30.8
7	1	UALR			50.0		-		-		-		-		-		-		-		-
8	1	UAM			33.3		33.3		-		-		-		-		33.3		-		33.3
9	1	UAMS			-		-		-		-		-		-		-		-		-
10	1	UAPB	14		35.7		50.0		-		-		-		-		50.0		-		50.0
11	1	UCA	11		9.1		81.8		-		-		-		-		81.8		-		81.8
Total			98	21	21.4	39	39.8		-	4.1		-		-		43	43.9	3.1	46	46.9	

NOTES: When a student received more than one award, only the highest award was counted.

TIME PERIOD CONSIDERATIONS:

- CP Graduates** are counted from these graduation dates = '092005', '102005', '112005', '122005', '012006', '022006', '032006', '042006', '052006', so this is essentially through the Spring term.
- TC Graduates** include 1 full academic year plus these graduation dates = '072006', '082006', '092006', '102006', '112006', '122006', so this is through the next Fall term.
- Associate Graduates** include 3 full academic years plus these graduation dates = '072008', '082008', so this includes the next 2 months of July and August.
- AC Graduates** include 4 full academic years plus these graduation dates = '072009', '082009', '092009', '102009', '112009', '122009', so this is through the next Fall term.
- Baccalaureate Graduates** include 6 full academic years plus these graduation dates = '072011', '082011', so this includes the next 2 months of July and August.

IPEDS/ADHE Graduation Rate Calculation of Student Athletes by Sport: 4-Year Universities

Cohort Year selected = 2007 and Time Period Covered = AFTER SIX (6) YEARS (from AY2007 thru AY2012) for Four-Year Universities.

For BASEBALL

#	IT	Institution	Cohort	Transfers		Bacc.		Adv. Cert.		Assoc.		Tech. Cert.		Cert. Prof.		Graduates		Retained		Success	
				#	%	#	%	#	%	#	%	#	%	#	%	#	%	#	%	#	%
1	1	ASUJ			-		50.0		-		-		-		-		50.0		-		50.0
2	1	ATU	12		58.3		16.7		-		-		-		-		16.7		8.3		25.0
3	1	HSU			-		33.3		-		-		-		-		33.3		16.7		50.0
4	1	SAUM	16		31.3		25.0		-		-		-		-		25.0		6.3		31.3
5	1	UAF	13		15.4		38.5		-		-		-		-		38.5		-		38.5
6	1	UAFS	10		20.0		10.0		-		40.0		-		-		50.0		10.0		60.0
7	1	UALR			25.0		50.0		-		-		-		-		50.0		-		50.0
8	1	UAM			25.0		50.0		-		-		-		-		50.0		-		50.0
9	1	UAMS			-		-		-		-		-		-		-		-		-
10	1	UAPB			50.0		50.0		-		-		-		-		50.0		-		50.0
11	1	UCA			-		44.4		-		-		-		-		50.0		-		44.4
Total			88	20	22.7	29	33.0		-	4.5		-		-		33	37.5	4.5	37	42.0	

NOTES: When a student received more than one award, only the highest award was counted.

TIME PERIOD CONSIDERATIONS:

1. **CP Graduates** are counted from these graduation dates = '092006', '102006', '112006', '122006', '012007', '022007', '032007', '042007', '052007', so this is essentially through the Spring term.
2. **TC Graduates** include 1 full academic year plus these graduation dates = '072007', '082007', '092007', '102007', '112007', '122007', so this is through the next Fall term.
3. **Associate Graduates** include 3 full academic years plus these graduation dates = '072009', '082009', so this includes the next 2 months of July and August.
4. **AC Graduates** include 4 full academic years plus these graduation dates = '072010', '082010', '092010', '102010', '112010', '122010', so this is through the next Fall term.
5. **Baccalaureate Graduates** include 6 full academic years plus these graduation dates = '072012', '082012', so this includes the next 2 months of July and August.

Cohort Year selected = 2008 and Time Period Covered = AFTER SIX (6) YEARS (from AY2008 thru AY2013) for Four-Year Universities.

For BASEBALL

#	IT	Institution	Cohort	Transfers		Bacc.		Adv. Cert.		Assoc.		Tech. Cert.		Cert. Prof.		Graduates		Retained		Success	
				#	%	#	%	#	%	#	%	#	%	#	%	#	%	#	%	#	%
1	1	ASUJ			-		57.1		-		-		-		-		57.1		14.3		71.4
2	1	ATU			33.3		33.3		-		-		-		-		33.3		-		33.3
3	1	HSU	20		10.0		40.0		-		-		-		-		40.0		5.0		45.0
4	1	SAUM			-		33.3		-		-		-		-		33.3		-		33.3
5	1	UAF	13		30.8		15.4		-		-		-		-		15.4		-		15.4
6	1	UAFS	14		35.7		14.3		-		28.6		-		-		42.9		-		42.9
7	1	UALR			66.7		-		-		-		-		-		-		-		-
8	1	UAM			-		50.0		-		-		-		-		50.0		-		50.0
9	1	UAMS			-		-		-		-		-		-		-		-		-
10	1	UAPB			22.2		77.8		-		-		-		-		77.8		-		77.8
11	1	UCA			100.0		-		-		-		-		-		-		-		-
Total			85	19	22.4	30	35.3		-	4.7		-		-		34	40.0	2.4	36	42.4	

NOTES: When a student received more than one award, only the highest award was counted.

TIME PERIOD CONSIDERATIONS:

1. **CP Graduates** are counted from these graduation dates = '092007', '102007', '112007', '122007', '012008', '022008', '032008', '042008', '052008', so this is essentially through the Spring term.
2. **TC Graduates** include 1 full academic year plus these graduation dates = '072008', '082008', '092008', '102008', '112008', '122008', so this is through the next Fall term.
3. **Associate Graduates** include 3 full academic years plus these graduation dates = '072010', '082010', so this includes the next 2 months of July and August.
4. **AC Graduates** include 4 full academic years plus these graduation dates = '072011', '082011', '092011', '102011', '112011', '122011', so this is through the next Fall term.
5. **Baccalaureate Graduates** include 6 full academic years plus these graduation dates = '072013', '082013', so this includes the next 2 months of July and August.

IPEDS/ADHE Graduation Rate Calculation of Student Athletes by Sport: 4-Year Universities

Cohort Year selected = 2004 and Time Period Covered = AFTER SIX (6) YEARS (from AY2004 thru AY2009) for Four-Year Universities.

For TRACK

#	IT	Institution	Cohort	Transfers		Bacc.		Adv. Cert.		Assoc.		Tech. Cert.		Cert. Prof.		Graduates		Retained		Success	
				#	%	#	%	#	%	#	%	#	%	#	%	#	%	#	%	#	%
1	1	ASUJ	16		6.3		50.0		-		-		-		-		50.0		6.3		56.3
2	1	ATU			33.3		33.3		-		-		-		-		33.3		-		33.3
3	1	HSU			33.3		66.7		-		-		-		-		66.7		-		66.7
4	1	SAUM	16		25.0		50.0		-		-		-		-		50.0		-		50.0
5	1	UAF	22		4.5	14	63.6		-		-		-		-	14	63.6		-	14	63.6
6	1	UAFS			-		-		-		-		-		-		-		-		-
7	1	UALR	15		26.7		33.3		-		-		-		-		33.3		6.7		40.0
8	1	UAM			-		-		-		-		-		-		-		-		-
9	1	UAMS			-		-		-		-		-		-		-		-		-
10	1	UAPB			14.3		14.3		-		-		-		-		14.3		-		14.3
11	1	UCA			-		100.0		-		-		-		-		100.0		-		100.0
Total			84	13	15.5	40	47.6		-		-		-		-	40	47.6	2.4	42	50.0	

NOTES: When a student received more than one award, only the highest award was counted.

TIME PERIOD CONSIDERATIONS:

1. **CP Graduates** are counted from these graduation dates = '092003', '102003', '112003', '122003', '012004', '022004', '032004', '042004', '052004', so this is essentially through the Spring term.
2. **TC Graduates** include 1 full academic year plus these graduation dates = '072004', '082004', '092004', '102004', '112004', '122004', so this is through the next Fall term.
3. **Associate Graduates** include 3 full academic years plus these graduation dates = '072006', '082006', so this includes the next 2 months of July and August.
4. **AC Graduates** include 4 full academic years plus these graduation dates = '072007', '082007', '092007', '102007', '112007', '122007', so this is through the next Fall term.
5. **Baccalaureate Graduates** include 6 full academic years plus these graduation dates = '072009', '082009', so this includes the next 2 months of July and August.

Cohort Year selected = 2005 and Time Period Covered = AFTER SIX (6) YEARS (from AY2005 thru AY2010) for Four-Year Universities.

For TRACK

#	IT	Institution	Cohort	Transfers		Bacc.		Adv. Cert.		Assoc.		Tech. Cert.		Cert. Prof.		Graduates		Retained		Success	
				#	%	#	%	#	%	#	%	#	%	#	%	#	%	#	%	#	%
1	1	ASUJ	20		-		40.0		-		-		-		-		40.0		-		40.0
2	1	ATU			60.0		20.0		-		-		-		-		20.0		-		20.0
3	1	HSU			33.3		33.3		-		-		-		-		33.3		-		33.3
4	1	SAUM	24		8.3	10	41.7		-		-		-		-	10	41.7		-	10	41.7
5	1	UAF	16		6.3	12	75.0		-		-		-		-	12	75.0		6.3	13	81.3
6	1	UAFS			-		-		-		-		-		-		-		-		-
7	1	UALR			-		57.1		-		-		-		-		57.1		-		57.1
8	1	UAM			-		-		-		-		-		-		-		-		-
9	1	UAMS			-		-		-		-		-		-		-		-		-
10	1	UAPB			-		33.3		-		-		-		-		33.3		-		33.3
11	1	UCA	12		-		66.7		-		-		-		-		66.7		-		66.7
Total			90	7.8	45	50.0		-		-		-		-	45	50.0	1.1	46	51.1		

NOTES: When a student received more than one award, only the highest award was counted.

TIME PERIOD CONSIDERATIONS:

1. **CP Graduates** are counted from these graduation dates = '092004', '102004', '112004', '122004', '012005', '022005', '032005', '042005', '052005', so this is essentially through the Spring term.
2. **TC Graduates** include 1 full academic year plus these graduation dates = '072005', '082005', '092005', '102005', '112005', '122005', so this is through the next Fall term.
3. **Associate Graduates** include 3 full academic years plus these graduation dates = '072007', '082007', so this includes the next 2 months of July and August.
4. **AC Graduates** include 4 full academic years plus these graduation dates = '072008', '082008', '092008', '102008', '112008', '122008', so this is through the next Fall term.
5. **Baccalaureate Graduates** include 6 full academic years plus these graduation dates = '072010', '082010', so this includes the next 2 months of July and August.

IPEDS/ADHE Graduation Rate Calculation of Student Athletes by Sport: 4-Year Universities

Cohort Year selected = 2006 and Time Period Covered = AFTER SIX (6) YEARS (from AY2006 thru AY2011) for Four-Year Universities.

For TRACK

#	IT	Institution	Cohort	Transfers		Bacc.		Adv. Cert.		Assoc.		Tech. Cert.		Cert. Prof.		Graduates		Retained		Success	
				#	%	#	%	#	%	#	%	#	%	#	%	#	%	#	%	#	%
1	1	ASUJ	15		13.3		46.7		-		-		-		-		46.7		-		46.7
2	1	ATU			-		75.0		-		-		-		-		75.0		-		75.0
3	1	HSU			66.7		33.3		-		-		-		-		33.3		-		33.3
4	1	SAUM			-		42.9		-		-		-		-		42.9		-		42.9
5	1	UAF	26		3.8	17	65.4		-		-		-		-	17	65.4		3.8	18	69.2
6	1	UAFS			-		-		-		-		-		-		-		-		-
7	1	UALR	15		20.0		53.3		-		-		-		-		53.3		-		53.3
8	1	UAM			-		50.0		-		50.0		-		-		100.0		-		100.0
9	1	UAMS			-		-		-		-		-		-		-		-		-
10	1	UAPB			-		50.0		-		-		-		-		50.0		-		50.0
11	1	UCA	18		-		38.9		-		-		-		-		38.9		5.6		44.4
Total			96		8.3	50	52.1		-		1.0		-		-	51	53.1		2.1	53	55.2

NOTES: When a student received more than one award, only the highest award was counted.

TIME PERIOD CONSIDERATIONS:

- CP Graduates** are counted from these graduation dates = '092005', '102005', '112005', '122005', '012006', '022006', '032006', '042006', '052006', so this is essentially through the Spring term.
- TC Graduates** include 1 full academic year plus these graduation dates = '072006', '082006', '092006', '102006', '112006', '122006', so this is through the next Fall term.
- Associate Graduates** include 3 full academic years plus these graduation dates = '072008', '082008', so this includes the next 2 months of July and August.
- AC Graduates** include 4 full academic years plus these graduation dates = '072009', '082009', '092009', '102009', '112009', '122009', so this is through the next Fall term.
- Baccalaureate Graduates** include 6 full academic years plus these graduation dates = '072011', '082011', so this includes the next 2 months of July and August.

Cohort Year selected = 2007 and Time Period Covered = AFTER SIX (6) YEARS (from AY2007 thru AY2012) for Four-Year Universities.

For TRACK

#	IT	Institution	Cohort	Transfers		Bacc.		Adv. Cert.		Assoc.		Tech. Cert.		Cert. Prof.		Graduates		Retained		Success	
				#	%	#	%	#	%	#	%	#	%	#	%	#	%	#	%	#	%
1	1	ASUJ	17		-		52.9		-		-		-		-		52.9		5.9	10	58.8
2	1	ATU			-		100.0		-		-		-		-		100.0		-		100.0
3	1	HSU			-		42.9		-		-		-		-		42.9		-		42.9
4	1	SAUM			20.0		40.0		-		-		-		-		40.0		-		40.0
5	1	UAF	12		-		58.3		-		-		-		-		58.3		-		58.3
6	1	UAFS			-		-		-		-		-		-		-		-		-
7	1	UALR	10		10.0		60.0		-		-		-		-		60.0		-		60.0
8	1	UAM			20.0		20.0		-		-		-		-		20.0		20.0		40.0
9	1	UAMS			-		-		-		-		-		-		-		-		-
10	1	UAPB			20.0		60.0		-		-		-		-		60.0		-		60.0
11	1	UCA	27		18.5		33.3		-		-		-		-		33.3		-		33.3
Total			90		10.0	42	46.7		-		-		-		-	42	46.7		2.2	44	48.9

NOTES: When a student received more than one award, only the highest award was counted.

TIME PERIOD CONSIDERATIONS:

- CP Graduates** are counted from these graduation dates = '092006', '102006', '112006', '122006', '012007', '022007', '032007', '042007', '052007', so this is essentially through the Spring term.
- TC Graduates** include 1 full academic year plus these graduation dates = '072007', '082007', '092007', '102007', '112007', '122007', so this is through the next Fall term.
- Associate Graduates** include 3 full academic years plus these graduation dates = '072009', '082009', so this includes the next 2 months of July and August.
- AC Graduates** include 4 full academic years plus these graduation dates = '072010', '082010', '092010', '102010', '112010', '122010', so this is through the next Fall term.
- Baccalaureate Graduates** include 6 full academic years plus these graduation dates = '072012', '082012', so this includes the next 2 months of July and August.

IPEDS/ADHE Graduation Rate Calculation of Student Athletes by Sport: 4-Year Universities

Cohort Year selected = 2008 and Time Period Covered = AFTER SIX (6) YEARS (from AY2008 thru AY2013) for Four-Year Universities.

For TRACK

#	IT	Institution	Cohort	Transfers		Bacc.		Adv. Cert.		Assoc.		Tech. Cert.		Cert. Prof.		Graduates		Retained		Success	
				#	%	#	%	#	%	#	%	#	%	#	%	#	%	#	%	#	%
1	1	ASUJ	17		11.8		52.9		-		-		-		-		52.9		-		52.9
2	1	ATU			20.0		40.0		-		-		-		-		40.0		-		40.0
3	1	HSU			-		40.0		-		-		-		-		40.0		20.0		60.0
4	1	SAUM	13		7.7		46.2		-		-		-		-		46.2		-		46.2
5	1	UAF	24		12.5	13	54.2		-		-		-		-	13	54.2		4.2	14	58.3
6	1	UAFS			-		-		-		-		-		-		-		-		-
7	1	UALR	12		25.0		58.3		-		-		-		-		58.3		16.7		75.0
8	1	UAM			100.0		-		-		-		-		-		-		-		-
9	1	UAMS			-		-		-		-		-		-		-		-		-
10	1	UAPB			-		28.6		-		-		-		-		28.6		-		28.6
11	1	UCA	18		22.2		44.4		-		-		-		-		44.4		-		44.4
Total			102	15	14.7	49	48.0		-		-		-		-	49	48.0		3.9	53	52.0

NOTES: When a student received more than one award, only the highest award was counted.

TIME PERIOD CONSIDERATIONS:

- CP Graduates** are counted from these graduation dates = '092007', '102007', '112007', '122007', '012008', '022008', '032008', '042008', '052008', so this is essentially through the Spring term.
- TC Graduates** include 1 full academic year plus these graduation dates = '072008', '082008', '092008', '102008', '112008', '122008', so this is through the next Fall term.
- Associate Graduates** include 3 full academic years plus these graduation dates = '072010', '082010', so this includes the next 2 months of July and August.
- AC Graduates** include 4 full academic years plus these graduation dates = '072011', '082011', '092011', '102011', '112011', '122011', so this is through the next Fall term.
- Baccalaureate Graduates** include 6 full academic years plus these graduation dates = '072013', '082013', so this includes the next 2 months of July and August.

Cohort Year selected = 2004 and Time Period Covered = AFTER SIX (6) YEARS (from AY2004 thru AY2009) for Four-Year Universities.

For ALL OTHER SPORTS

#	IT	Institution	Cohort	Transfers		Bacc.		Adv. Cert.		Assoc.		Tech. Cert.		Cert. Prof.		Graduates		Retained		Success	
				#	%	#	%	#	%	#	%	#	%	#	%	#	%	#	%	#	%
1	1	ASUJ	14		7.1		64.3		-		-		-		-		64.3		-		64.3
2	1	ATU	40	14	35.0	15	37.5		-		-		-		-	15	37.5		5.0	17	42.5
3	1	HSU	31		6.5	19	61.3		-		-		-		-	19	61.3		3.2	20	64.5
4	1	SAUM	12		8.3		50.0		-		-		-		-		50.0		-		50.0
5	1	UAF	37		2.7	27	73.0		-		-		-		-	27	73.0		-	27	73.0
6	1	UAFS			-		-		-		20.0		-		-		20.0		-		20.0
7	1	UALR	11		9.1		36.4		-		-		-		-		36.4		-		36.4
8	1	UAM	10		20.0		50.0		-		-		-		-		50.0		-		50.0
9	1	UAMS			-		-		-		-		-		-		-		-		-
10	1	UAPB			-		66.7		-		-		-		-		66.7		22.2		88.9
11	1	UCA	34		11.8	20	58.8		-		-		-		-	20	58.8		2.9	21	61.8
Total			203	26	12.8	111	54.7		-		0.5		-		-	112	55.2		3.0	118	58.1

NOTES: When a student received more than one award, only the highest award was counted.

TIME PERIOD CONSIDERATIONS:

- CP Graduates** are counted from these graduation dates = '092003', '102003', '112003', '122003', '012004', '022004', '032004', '042004', '052004', so this is essentially through the Spring term.
- TC Graduates** include 1 full academic year plus these graduation dates = '072004', '082004', '092004', '102004', '112004', '122004', so this is through the next Fall term.
- Associate Graduates** include 3 full academic years plus these graduation dates = '072006', '082006', so this includes the next 2 months of July and August.
- AC Graduates** include 4 full academic years plus these graduation dates = '072007', '082007', '092007', '102007', '112007', '122007', so this is through the next Fall term.
- Baccalaureate Graduates** include 6 full academic years plus these graduation dates = '072009', '082009', so this includes the next 2 months of July and August.

IPEDS/ADHE Graduation Rate Calculation of Student Athletes by Sport: 4-Year Universities

Cohort Year selected = 2005 and Time Period Covered = AFTER SIX (6) YEARS (from AY2005 thru AY2010) for Four-Year Universities.

For ALL OTHER SPORTS

#	IT	Institution	Cohort	Transfers		Bacc.		Adv. Cert.		Assoc.		Tech. Cert.		Cert. Prof.		Graduates		Retained		Success	
				#	%	#	%	#	%	#	%	#	%	#	%	#	%	#	%	#	%
1	1	ASUJ	20		10.0	11	55.0		-		-		-		-	11	55.0		-	11	55.0
2	1	ATU	17		17.6		47.1		-		-		-		-		47.1		-		47.1
3	1	HSU	36		8.3	15	41.7		-		-		-		-	15	41.7		-	15	41.7
4	1	SAUM	19		-		42.1		-		-		-		-		42.1		5.3		47.4
5	1	UAF	51		3.9	31	60.8		-		-		-		-	31	60.8		2.0	32	62.7
6	1	UAFS	12		-		33.3		-		33.3		-		-		66.7		8.3		75.0
7	1	UALR	16		6.3	11	68.8		-		-		-		-	11	68.8		-	11	68.8
8	1	UAM			14.3		85.7		-		-		-		-		85.7		-		85.7
9	1	UAMS			-		-		-		-		-		-		-		-		-
10	1	UAPB	12		-		50.0		-		-		-		-		50.0		-		50.0
11	1	UCA	29		6.9	18	62.1		-		-		-		-	18	62.1		-	18	62.1
Total			219	14	6.4	118	53.9		-		1.8		-		-	122	55.7		1.4	125	57.1

NOTES: When a student received more than one award, only the highest award was counted.

TIME PERIOD CONSIDERATIONS:

- CP Graduates** are counted from these graduation dates = '092004', '102004', '112004', '122004', '012005', '022005', '032005', '042005', '052005', so this is essentially through the Spring term.
- TC Graduates** include 1 full academic year plus these graduation dates = '072005', '082005', '092005', '102005', '112005', '122005', so this is through the next Fall term.
- Associate Graduates** include 3 full academic years plus these graduation dates = '072007', '082007', so this includes the next 2 months of July and August.
- AC Graduates** include 4 full academic years plus these graduation dates = '072008', '082008', '092008', '102008', '112008', '122008', so this is through the next Fall term.
- Baccalaureate Graduates** include 6 full academic years plus these graduation dates = '072010', '082010', so this includes the next 2 months of July and August.

Cohort Year selected = 2006 and Time Period Covered = AFTER SIX (6) YEARS (from AY2006 thru AY2011) for Four-Year Universities.

For ALL OTHER SPORTS

#	IT	Institution	Cohort	Transfers		Bacc.		Adv. Cert.		Assoc.		Tech. Cert.		Cert. Prof.		Graduates		Retained		Success	
				#	%	#	%	#	%	#	%	#	%	#	%	#	%	#	%	#	%
1	1	ASUJ	23		13.0		39.1		-		-		-		-		39.1		-		39.1
2	1	ATU	18		11.1	13	72.2		-		-		-		-	13	72.2		-	13	72.2
3	1	HSU	38		23.7	14	36.8		-		-		-		-	14	36.8		-	14	36.8
4	1	SAUM			12.5		25.0		-		-		-		-		25.0		-		25.0
5	1	UAF	44		2.3	30	68.2		-		-		-		-	30	68.2		2.3	31	70.5
6	1	UAFS	14		42.9		7.1		-		35.7		-		-		42.9		7.1		50.0
7	1	UALR	12		8.3		41.7		-		-		-		-		41.7		8.3		50.0
8	1	UAM			25.0		50.0		-		-		-		-		50.0		-		50.0
9	1	UAMS			-		-		-		-		-		-		-		-		-
10	1	UAPB	10		10.0		60.0		-		-		-		-		60.0		-		60.0
11	1	UCA	33		9.1	21	63.6		-		-		-		-	21	63.6		-	21	63.6
Total			208	29	13.9	105	50.5		-		2.4		-		-	110	52.9		1.4	113	54.3

NOTES: When a student received more than one award, only the highest award was counted.

TIME PERIOD CONSIDERATIONS:

- CP Graduates** are counted from these graduation dates = '092005', '102005', '112005', '122005', '012006', '022006', '032006', '042006', '052006', so this is essentially through the Spring term.
- TC Graduates** include 1 full academic year plus these graduation dates = '072006', '082006', '092006', '102006', '112006', '122006', so this is through the next Fall term.
- Associate Graduates** include 3 full academic years plus these graduation dates = '072008', '082008', so this includes the next 2 months of July and August.
- AC Graduates** include 4 full academic years plus these graduation dates = '072009', '082009', '092009', '102009', '112009', '122009', so this is through the next Fall term.
- Baccalaureate Graduates** include 6 full academic years plus these graduation dates = '072011', '082011', so this includes the next 2 months of July and August.

IPEDS/ADHE Graduation Rate Calculation of Student Athletes by Sport: 4-Year Universities

Cohort Year selected = 2007 and Time Period Covered = AFTER SIX (6) YEARS (from AY2007 thru AY2012) for Four-Year Universities.

For ALL OTHER SPORTS

#	IT	Institution	Cohort	Transfers		Bacc.		Adv. Cert.		Assoc.		Tech. Cert.		Cert. Prof.		Graduates		Retained		Success	
				#	%	#	%	#	%	#	%	#	%	#	%	#	%	#	%	#	%
1	1	ASUJ	26		11.5	14	53.8									14	53.8			14	53.8
2	1	ATU	20		10.0	12	60.0									12	60.0			12	60.0
3	1	HSU	30		10.0	13	43.3									13	43.3			13	43.3
4	1	SAUM	13		7.7		53.8										53.8				53.8
5	1	UAF	37		5.4	26	70.3									26	70.3	2.7		27	73.0
6	1	UAFS	22		9.1		31.8			18.2						11	50.0	9.1		13	59.1
7	1	UALR	14		7.1		50.0										50.0	14.3			64.3
8	1	UAM	17		11.8		41.2										41.2				41.2
9	1	UAMS			-		-										-				-
10	1	UAPB	15		13.3		26.7										26.7	6.7			33.3
11	1	UCA	53		11.3	21	39.6									21	39.6	1.9		22	41.5
Total			247	24	9.7	118	47.8			1.6						122	49.4	2.8		129	52.2

NOTES: When a student received more than one award, only the highest award was counted.

TIME PERIOD CONSIDERATIONS:

- CP Graduates** are counted from these graduation dates = '092006', '102006', '112006', '122006', '012007', '022007', '032007', '042007', '052007', so this is essentially though the Spring term.
- TC Graduates** include 1 full academic year plus these graduation dates = '072007', '082007', '092007', '102007', '112007', '122007', so this is through the next Fall term.
- Associate Graduates** include 3 full academic years plus these graduation dates = '072009', '082009', so this includes the next 2 months of July and August.
- AC Graduates** include 4 full academic years plus these graduation dates = '072010', '082010', '092010', '102010', '112010', '122010', so this is through the next Fall term.
- Baccalaureate Graduates** include 6 full academic years plus these graduation dates = '072012', '082012', so this includes the next 2 months of July and August.

Cohort Year selected = 2008 and Time Period Covered = AFTER SIX (6) YEARS (from AY2008 thru AY2013) for Four-Year Universities.

For ALL OTHER SPORTS

#	IT	Institution	Cohort	Transfers		Bacc.		Adv. Cert.		Assoc.		Tech. Cert.		Cert. Prof.		Graduates		Retained		Success	
				#	%	#	%	#	%	#	%	#	%	#	%	#	%	#	%	#	%
1	1	ASUJ	26		7.7	11	42.3									11	42.3	3.8		12	46.2
2	1	ATU	20		15.0	13	65.0									13	65.0			13	65.0
3	1	HSU	25		20.0		36.0										36.0				36.0
4	1	SAUM	17		5.9		35.3										35.3				35.3
5	1	UAF	42		2.4	25	59.5									25	59.5	4.8		27	64.3
6	1	UAFS	18		16.7	10	55.6			5.6						11	61.1			11	61.1
7	1	UALR	12		8.3		66.7										66.7				66.7
8	1	UAM			12.5		50.0										50.0				50.0
9	1	UAMS			-		-										-				-
10	1	UAPB	13		-		61.5										61.5				61.5
11	1	UCA	27		-	16	59.3									16	59.3	3.7		17	63.0
Total			208	17	8.2	110	52.9			0.5						111	53.4	1.9		115	55.3

NOTES: When a student received more than one award, only the highest award was counted.

TIME PERIOD CONSIDERATIONS:

- CP Graduates** are counted from these graduation dates = '092007', '102007', '112007', '122007', '012008', '022008', '032008', '042008', '052008', so this is essentially though the Spring term.
- TC Graduates** include 1 full academic year plus these graduation dates = '072008', '082008', '092008', '102008', '112008', '122008', so this is through the next Fall term.
- Associate Graduates** include 3 full academic years plus these graduation dates = '072010', '082010', so this includes the next 2 months of July and August.
- AC Graduates** include 4 full academic years plus these graduation dates = '072011', '082011', '092011', '102011', '112011', '122011', so this is through the next Fall term.
- Baccalaureate Graduates** include 6 full academic years plus these graduation dates = '072013', '082013', so this includes the next 2 months of July and August.

IPEDS/ADHE Graduation Rate Calculation of Student Athletes by Sport: 2-Year Colleges

Cohort Year selected = 2007 and Time Period Covered = AFTER THREE (3) YEARS (from AY2007 thru AY2009) for Two-Year Colleges.

For MEN'S BASKETBALL

#	IT	Institution	Cohort	Transfers		Bacc.		Adv. Cert.		Assoc.		Tech. Cert.		Cert. Prof.		Graduates		Retained		Success	
				#	%	#	%	#	%	#	%	#	%	#	%	#	%	#	%	#	%
10	2	NAC			22.2		-		-		22.2		-		-		22.2		11.1		33.3
Total					22.2		-		-		22.2		-		-		22.2		11.1		33.3

NOTES: When a student received more than one award, only the highest award was counted.

TIME PERIOD CONSIDERATIONS:

1. **CP Graduates** are counted from these graduation dates = '092006', '102006', '112006', '122006', '012007', '022007', '032007', '042007', '052007', so this is essentially though the Spring term.
2. **TC Graduates** include 1 full academic year plus these graduation dates = '072007', '082007', '092007', '102007', '112007', '122007', so this is through the next Fall term.
3. **Associate Graduates** include 3 full academic years plus these graduation dates = '072009', '082009', so this includes the next 2 months of July and August.
4. **AC Graduates** include 4 full academic years plus these graduation dates = '072010', '082010', '092010', '102010', '112010', '122010', so this is through the next Fall term.
5. **Baccalaureate Graduates** include 6 full academic years plus these graduation dates = '072012', '082012', so this includes the next 2 months of July and August.

Cohort Year selected = 2008 and Time Period Covered = AFTER THREE (3) YEARS (from AY2008 thru AY2010) for Two-Year Colleges.

For MEN'S BASKETBALL

#	IT	Institution	Cohort	Transfers		Bacc.		Adv. Cert.		Assoc.		Tech. Cert.		Cert. Prof.		Graduates		Retained		Success	
				#	%	#	%	#	%	#	%	#	%	#	%	#	%	#	%	#	%
10	2	NAC	15		13.3		-		-		26.7		-		-		26.7		20.0		46.7
Total			15		13.3		-		-		26.7		-		-		26.7		20.0		46.7

NOTES: When a student received more than one award, only the highest award was counted.

TIME PERIOD CONSIDERATIONS:

1. **CP Graduates** are counted from these graduation dates = '092007', '102007', '112007', '122007', '012008', '022008', '032008', '042008', '052008', so this is essentially though the Spring term.
2. **TC Graduates** include 1 full academic year plus these graduation dates = '072008', '082008', '092008', '102008', '112008', '122008', so this is through the next Fall term.
3. **Associate Graduates** include 3 full academic years plus these graduation dates = '072010', '082010', so this includes the next 2 months of July and August.
4. **AC Graduates** include 4 full academic years plus these graduation dates = '072011', '082011', '092011', '102011', '112011', '122011', so this is through the next Fall term.
5. **Baccalaureate Graduates** include 6 full academic years plus these graduation dates = '072013', '082013', so this includes the next 2 months of July and August.

Cohort Year selected = 2009 and Time Period Covered = AFTER THREE (3) YEARS (from AY2009 thru AY2011) for Two-Year Colleges.

For MEN'S BASKETBALL

#	IT	Institution	Cohort	Transfers		Bacc.		Adv. Cert.		Assoc.		Tech. Cert.		Cert. Prof.		Graduates		Retained		Success	
				#	%	#	%	#	%	#	%	#	%	#	%	#	%	#	%	#	%
10	2	NAC			12.5		-		-		25.0		-		-		25.0		12.5		37.5
Total					12.5		-		-		25.0		-		-		25.0		12.5		37.5

NOTES: When a student received more than one award, only the highest award was counted.

TIME PERIOD CONSIDERATIONS:

1. **CP Graduates** are counted from these graduation dates = '092008', '102008', '112008', '122008', '012009', '022009', '032009', '042009', '052009', so this is essentially though the Spring term.
2. **TC Graduates** include 1 full academic year plus these graduation dates = '072009', '082009', '092009', '102009', '112009', '122009', so this is through the next Fall term.
3. **Associate Graduates** include 3 full academic years plus these graduation dates = '072011', '082011', so this includes the next 2 months of July and August.
4. **AC Graduates** include 4 full academic years plus these graduation dates = '072012', '082012', '092012', '102012', '112012', '122012', so this is through the next Fall term.
5. **Baccalaureate Graduates** include 6 full academic years plus these graduation dates = '072014', '082014', so this includes the next 2 months of July and August.

IPEDS/ADHE Graduation Rate Calculation of Student Athletes by Sport: 2-Year Colleges

Cohort Year selected = 2010 and Time Period Covered = AFTER THREE (3) YEARS (from AY2010 thru AY2012) for Two-Year Colleges.

For MEN'S BASKETBALL

#	IT	Institution	Cohort	Transfers		Bacc.		Adv. Cert.		Assoc.		Tech. Cert.		Cert. Prof.		Graduates		Retained		Success	
				#	%	#	%	#	%	#	%	#	%	#	%	#	%	#	%	#	%
10	2	NAC	12		8.3		-		-		25.0		-		-		25.0		25.0		50.0
Total			12		8.3		-		-		25.0		-		-		25.0		25.0		50.0

NOTES: When a student received more than one award, only the highest award was counted.

TIME PERIOD CONSIDERATIONS:

1. **CP Graduates** are counted from these graduation dates = '092009', '102009', '112009', '122009', '012010', '022010', '032010', '042010', '052010', so this is essentially though the Spring term.
2. **TC Graduates** include 1 full academic year plus these graduation dates = '072010', '082010', '092010', '102010', '112010', '122010', so this is through the next Fall term.
3. **Associate Graduates** include 3 full academic years plus these graduation dates = '072012', '082012', so this includes the next 2 months of July and August.
4. **AC Graduates** include 4 full academic years plus these graduation dates = '072013', '082013', '092013', '102013', '112013', '122013', so this is through the next Fall term.
5. **Baccalaureate Graduates** include 6 full academic years plus these graduation dates = '072015', '082015', so this includes the next 2 months of July and August.

Cohort Year selected = 2011 and Time Period Covered = AFTER THREE (3) YEARS (from AY2011 thru AY2013) for Two-Year Colleges.

For MEN'S BASKETBALL

#	IT	Institution	Cohort	Transfers		Bacc.		Adv. Cert.		Assoc.		Tech. Cert.		Cert. Prof.		Graduates		Retained		Success	
				#	%	#	%	#	%	#	%	#	%	#	%	#	%	#	%	#	%
10	2	NAC			25.0		-		-		25.0		-		-		25.0		-		25.0
Total					25.0		-		-		25.0		-		-		25.0		-		25.0

NOTES: When a student received more than one award, only the highest award was counted.

TIME PERIOD CONSIDERATIONS:

1. **CP Graduates** are counted from these graduation dates = '092010', '102010', '112010', '122010', '012011', '022011', '032011', '042011', '052011', so this is essentially though the Spring term.
2. **TC Graduates** include 1 full academic year plus these graduation dates = '072011', '082011', '092011', '102011', '112011', '122011', so this is through the next Fall term.
3. **Associate Graduates** include 3 full academic years plus these graduation dates = '072013', '082013', so this includes the next 2 months of July and August.
4. **AC Graduates** include 4 full academic years plus these graduation dates = '072014', '082014', '092014', '102014', '112014', '122014', so this is through the next Fall term.
5. **Baccalaureate Graduates** include 6 full academic years plus these graduation dates = '072016', '082016', so this includes the next 2 months of July and August.

Cohort Year selected = 2007 and Time Period Covered = AFTER THREE (3) YEARS (from AY2007 thru AY2009) for Two-Year Colleges.

For WOMEN'S BASKETBALL

#	IT	Institution	Cohort	Transfers		Bacc.		Adv. Cert.		Assoc.		Tech. Cert.		Cert. Prof.		Graduates		Retained		Success	
				#	%	#	%	#	%	#	%	#	%	#	%	#	%	#	%	#	%
10	2	NAC			16.7		-		-		83.3		-		-		83.3		-		83.3
Total					16.7		-		-		83.3		-		-		83.3		-		83.3

NOTES: When a student received more than one award, only the highest award was counted.

TIME PERIOD CONSIDERATIONS:

1. **CP Graduates** are counted from these graduation dates = '092006', '102006', '112006', '122006', '012007', '022007', '032007', '042007', '052007', so this is essentially though the Spring term.
2. **TC Graduates** include 1 full academic year plus these graduation dates = '072007', '082007', '092007', '102007', '112007', '122007', so this is through the next Fall term.
3. **Associate Graduates** include 3 full academic years plus these graduation dates = '072009', '082009', so this includes the next 2 months of July and August.
4. **AC Graduates** include 4 full academic years plus these graduation dates = '072010', '082010', '092010', '102010', '112010', '122010', so this is through the next Fall term.
5. **Baccalaureate Graduates** include 6 full academic years plus these graduation dates = '072012', '082012', so this includes the next 2 months of July and August.

IPEDS/ADHE Graduation Rate Calculation of Student Athletes by Sport: 2-Year Colleges

Cohort Year selected = 2008 and Time Period Covered = AFTER THREE (3) YEARS (from AY2008 thru AY2010) for Two-Year Colleges.

For WOMEN'S BASKETBALL

#	IT	Institution	Cohort	Transfers		Bacc.		Adv. Cert.		Assoc.		Tech. Cert.		Cert. Prof.		Graduates		Retained		Success	
				#	%	#	%	#	%	#	%	#	%	#	%	#	%	#	%	#	%
10	2	NAC	10		30.0		-		-		30.0		-		-		30.0		-		30.0
Total			10		30.0		-		-		30.0		-		-		30.0		-		30.0

NOTES: When a student received more than one award, only the highest award was counted.

TIME PERIOD CONSIDERATIONS:

1. **CP Graduates** are counted from these graduation dates = '092007', '102007', '112007', '122007', '012008', '022008', '032008', '042008', '052008', so this is essentially though the Spring term.
2. **TC Graduates** include 1 full academic year plus these graduation dates = '072008', '082008', '092008', '102008', '112008', '122008', so this is through the next Fall term.
3. **Associate Graduates** include 3 full academic years plus these graduation dates = '072010', '082010', so this includes the next 2 months of July and August.
4. **AC Graduates** include 4 full academic years plus these graduation dates = '072011', '082011', '092011', '102011', '112011', '122011', so this is through the next Fall term.
5. **Baccalaureate Graduates** include 6 full academic years plus these graduation dates = '072013', '082013', so this includes the next 2 months of July and August.

Cohort Year selected = 2009 and Time Period Covered = AFTER THREE (3) YEARS (from AY2009 thru AY2011) for Two-Year Colleges.

For WOMEN'S BASKETBALL

#	IT	Institution	Cohort	Transfers		Bacc.		Adv. Cert.		Assoc.		Tech. Cert.		Cert. Prof.		Graduates		Retained		Success	
				#	%	#	%	#	%	#	%	#	%	#	%	#	%	#	%	#	%
10	2	NAC			22.2		-		-		11.1		-		-		11.1		-		11.1
Total					22.2		-		-		11.1		-		-		11.1		-		11.1

NOTES: When a student received more than one award, only the highest award was counted.

TIME PERIOD CONSIDERATIONS:

1. **CP Graduates** are counted from these graduation dates = '092008', '102008', '112008', '122008', '012009', '022009', '032009', '042009', '052009', so this is essentially though the Spring term.
2. **TC Graduates** include 1 full academic year plus these graduation dates = '072009', '082009', '092009', '102009', '112009', '122009', so this is through the next Fall term.
3. **Associate Graduates** include 3 full academic years plus these graduation dates = '072011', '082011', so this includes the next 2 months of July and August.
4. **AC Graduates** include 4 full academic years plus these graduation dates = '072012', '082012', '092012', '102012', '112012', '122012', so this is through the next Fall term.
5. **Baccalaureate Graduates** include 6 full academic years plus these graduation dates = '072014', '082014', so this includes the next 2 months of July and August.

Cohort Year selected = 2010 and Time Period Covered = AFTER THREE (3) YEARS (from AY2010 thru AY2012) for Two-Year Colleges.

For WOMEN'S BASKETBALL

#	IT	Institution	Cohort	Transfers		Bacc.		Adv. Cert.		Assoc.		Tech. Cert.		Cert. Prof.		Graduates		Retained		Success	
				#	%	#	%	#	%	#	%	#	%	#	%	#	%	#	%	#	%
10	2	NAC			25.0		-		-		37.5		-		-		37.5		12.5		50.0
Total					25.0		-		-		37.5		-		-		37.5		12.5		50.0

NOTES: When a student received more than one award, only the highest award was counted.

TIME PERIOD CONSIDERATIONS:

1. **CP Graduates** are counted from these graduation dates = '092009', '102009', '112009', '122009', '012010', '022010', '032010', '042010', '052010', so this is essentially though the Spring term.
2. **TC Graduates** include 1 full academic year plus these graduation dates = '072010', '082010', '092010', '102010', '112010', '122010', so this is through the next Fall term.
3. **Associate Graduates** include 3 full academic years plus these graduation dates = '072012', '082012', so this includes the next 2 months of July and August.
4. **AC Graduates** include 4 full academic years plus these graduation dates = '072013', '082013', '092013', '102013', '112013', '122013', so this is through the next Fall term.
5. **Baccalaureate Graduates** include 6 full academic years plus these graduation dates = '072015', '082015', so this includes the next 2 months of July and August.

IPEDS/ADHE Graduation Rate Calculation of Student Athletes by Sport: 2-Year Colleges

Cohort Year selected = 2011 and Time Period Covered = AFTER THREE (3) YEARS (from AY2011 thru AY2013) for Two-Year Colleges.

For WOMEN'S BASKETBALL

#	IT	Institution	Cohort	Transfers		Bacc.		Adv. Cert.		Assoc.		Tech. Cert.		Cert. Prof.		Graduates		Retained		Success	
				#	%	#	%	#	%	#	%	#	%	#	%	#	%	#	%	#	%
10	2	NAC			22.2		-		-		33.3		-		-		33.3		-		33.3
Total					22.2		-		-		33.3		-		-		33.3		-		33.3

NOTES: When a student received more than one award, only the highest award was counted.

TIME PERIOD CONSIDERATIONS:

1. **CP Graduates** are counted from these graduation dates = '092010', '102010', '112010', '122010', '012011', '022011', '032011', '042011', '052011', so this is essentially though the Spring term.
2. **TC Graduates** include 1 full academic year plus these graduation dates = '072011', '082011', '092011', '102011', '112011', '122011', so this is through the next Fall term.
3. **Associate Graduates** include 3 full academic years plus these graduation dates = '072013', '082013', so this includes the next 2 months of July and August.
4. **AC Graduates** include 4 full academic years plus these graduation dates = '072014', '082014', '092014', '102014', '112014', '122014', so this is through the next Fall term.
5. **Baccalaureate Graduates** include 6 full academic years plus these graduation dates = '072016', '082016', so this includes the next 2 months of July and August.

Cohort Year selected = 2008 and Time Period Covered = AFTER THREE (3) YEARS (from AY2008 thru AY2010) for Two-Year Colleges.

For BASEBALL

#	IT	Institution	Cohort	Transfers		Bacc.		Adv. Cert.		Assoc.		Tech. Cert.		Cert. Prof.		Graduates		Retained		Success	
				#	%	#	%	#	%	#	%	#	%	#	%	#	%	#	%	#	%
10	2	NAC	31	12	38.7		-		-		3.2		-		-		3.2		6.5		9.7
Total				31	12	38.7		-		-	3.2		-		-		3.2		6.5		9.7

NOTES: When a student received more than one award, only the highest award was counted.

TIME PERIOD CONSIDERATIONS:

1. **CP Graduates** are counted from these graduation dates = '092007', '102007', '112007', '122007', '012008', '022008', '032008', '042008', '052008', so this is essentially though the Spring term.
2. **TC Graduates** include 1 full academic year plus these graduation dates = '072008', '082008', '092008', '102008', '112008', '122008', so this is through the next Fall term.
3. **Associate Graduates** include 3 full academic years plus these graduation dates = '072010', '082010', so this includes the next 2 months of July and August.
4. **AC Graduates** include 4 full academic years plus these graduation dates = '072011', '082011', '092011', '102011', '112011', '122011', so this is through the next Fall term.
5. **Baccalaureate Graduates** include 6 full academic years plus these graduation dates = '072013', '082013', so this includes the next 2 months of July and August.

Cohort Year selected = 2009 and Time Period Covered = AFTER THREE (3) YEARS (from AY2009 thru AY2011) for Two-Year Colleges.

For BASEBALL

#	IT	Institution	Cohort	Transfers		Bacc.		Adv. Cert.		Assoc.		Tech. Cert.		Cert. Prof.		Graduates		Retained		Success	
				#	%	#	%	#	%	#	%	#	%	#	%	#	%	#	%	#	%
10	2	NAC	27		14.8		-		-		7.4		-		-		7.4		22.2		29.6
Total				27		14.8		-		-	7.4		-		-		7.4		22.2		29.6

NOTES: When a student received more than one award, only the highest award was counted.

TIME PERIOD CONSIDERATIONS:

1. **CP Graduates** are counted from these graduation dates = '092008', '102008', '112008', '122008', '012009', '022009', '032009', '042009', '052009', so this is essentially though the Spring term.
2. **TC Graduates** include 1 full academic year plus these graduation dates = '072009', '082009', '092009', '102009', '112009', '122009', so this is through the next Fall term.
3. **Associate Graduates** include 3 full academic years plus these graduation dates = '072011', '082011', so this includes the next 2 months of July and August.
4. **AC Graduates** include 4 full academic years plus these graduation dates = '072012', '082012', '092012', '102012', '112012', '122012', so this is through the next Fall term.
5. **Baccalaureate Graduates** include 6 full academic years plus these graduation dates = '072014', '082014', so this includes the next 2 months of July and August.

IPEDS/ADHE Graduation Rate Calculation of Student Athletes by Sport: 2-Year Colleges

Cohort Year selected = 2010 and Time Period Covered = AFTER THREE (3) YEARS (from AY2010 thru AY2012) for Two-Year Colleges.

For BASEBALL

#	IT	Institution	Cohort	Transfers		Bacc.		Adv. Cert.		Assoc.		Tech. Cert.		Cert. Prof.		Graduates		Retained		Success	
				#	%	#	%	#	%	#	%	#	%	#	%	#	%	#	%	#	%
10	2	NAC	39	19	48.7		-		-		12.8		-		-		12.8		5.1		17.9
Total			39	19	48.7		-		-		12.8		-		-		12.8		5.1		17.9

NOTES: When a student received more than one award, only the highest award was counted.

TIME PERIOD CONSIDERATIONS:

1. **CP Graduates** are counted from these graduation dates = '092009', '102009', '112009', '122009', '012010', '022010', '032010', '042010', '052010', so this is essentially through the Spring term.
2. **TC Graduates** include 1 full academic year plus these graduation dates = '072010', '082010', '092010', '102010', '112010', '122010', so this is through the next Fall term.
3. **Associate Graduates** include 3 full academic years plus these graduation dates = '072012', '082012', '092012', '102012', '112012', '122012', so this includes the next 2 months of July and August.
4. **AC Graduates** include 4 full academic years plus these graduation dates = '072013', '082013', '092013', '102013', '112013', '122013', so this is through the next Fall term.
5. **Baccalaureate Graduates** include 6 full academic years plus these graduation dates = '072015', '082015', so this includes the next 2 months of July and August.

Cohort Year selected = 2011 and Time Period Covered = AFTER THREE (3) YEARS (from AY2011 thru AY2013) for Two-Year Colleges.

For BASEBALL

#	IT	Institution	Cohort	Transfers		Bacc.		Adv. Cert.		Assoc.		Tech. Cert.		Cert. Prof.		Graduates		Retained		Success	
				#	%	#	%	#	%	#	%	#	%	#	%	#	%	#	%	#	%
9	2	MSCC	23		26.1		-		-		-		-		-		-		21.7		21.7
10	2	NAC	27		7.4		-		-		14.8		-		-		14.8		11.1		25.9
Total			50		16.0		-		-		8.0		-		-		8.0		16.0		12 24.0

NOTES: When a student received more than one award, only the highest award was counted.

TIME PERIOD CONSIDERATIONS:

1. **CP Graduates** are counted from these graduation dates = '092010', '102010', '112010', '122010', '012011', '022011', '032011', '042011', '052011', so this is essentially through the Spring term.
2. **TC Graduates** include 1 full academic year plus these graduation dates = '072011', '082011', '092011', '102011', '112011', '122011', so this is through the next Fall term.
3. **Associate Graduates** include 3 full academic years plus these graduation dates = '072013', '082013', so this includes the next 2 months of July and August.
4. **AC Graduates** include 4 full academic years plus these graduation dates = '072014', '082014', '092014', '102014', '112014', '122014', so this is through the next Fall term.
5. **Baccalaureate Graduates** include 6 full academic years plus these graduation dates = '072016', '082016', so this includes the next 2 months of July and August.

Cohort Year selected = 2007 and Time Period Covered = AFTER THREE (3) YEARS (from AY2007 thru AY2009) for Two-Year Colleges.

For ALL OTHER SPORTS

#	IT	Institution	Cohort	Transfers		Bacc.		Adv. Cert.		Assoc.		Tech. Cert.		Cert. Prof.		Graduates		Retained		Success	
				#	%	#	%	#	%	#	%	#	%	#	%	#	%	#	%	#	%
10	2	NAC	32	13	40.6		-		-		25.0		-		-		25.0		3.1		28.1
Total			36	13	36.1		-		-		25.0		-		-		25.0		2.8		10 27.8

NOTES: When a student received more than one award, only the highest award was counted.

TIME PERIOD CONSIDERATIONS:

1. **CP Graduates** are counted from these graduation dates = '092006', '102006', '112006', '122006', '012007', '022007', '032007', '042007', '052007', so this is essentially through the Spring term.
2. **TC Graduates** include 1 full academic year plus these graduation dates = '072007', '082007', '092007', '102007', '112007', '122007', so this is through the next Fall term.
3. **Associate Graduates** include 3 full academic years plus these graduation dates = '072009', '082009', '092009', '102009', '112009', '122009', so this includes the next 2 months of July and August.
4. **AC Graduates** include 4 full academic years plus these graduation dates = '072010', '082010', '092010', '102010', '112010', '122010', so this is through the next Fall term.
5. **Baccalaureate Graduates** include 6 full academic years plus these graduation dates = '072012', '082012', so this includes the next 2 months of July and August.

IPEDS/ADHE Graduation Rate Calculation of Student Athletes by Sport: 2-Year Colleges

Cohort Year selected = 2008 and Time Period Covered = AFTER THREE (3) YEARS (from AY2008 thru AY2010) for Two-Year Colleges.

For ALL OTHER SPORTS

#	IT	Institution	Cohort	Transfers		Bacc.		Adv. Cert.		Assoc.		Tech. Cert.		Cert. Prof.		Graduates		Retained		Success	
				#	%	#	%	#	%	#	%	#	%	#	%	#	%	#	%	#	%
10	2	NAC			-		-		-		66.7		-		-		66.7		-		66.7
Total					-		-		-		66.7		-		-		66.7		-		66.7

NOTES: When a student received more than one award, only the highest award was counted.

TIME PERIOD CONSIDERATIONS:

1. **CP Graduates** are counted from these graduation dates = '092007', '102007', '112007', '122007', '012008', '022008', '032008', '042008', '052008', so this is essentially though the Spring term.
2. **TC Graduates** include 1 full academic year plus these graduation dates = '072008', '082008', '092008', '102008', '112008', '122008', so this is through the next Fall term.
3. **Associate Graduates** include 3 full academic years plus these graduation dates = '072010', '082010', so this includes the next 2 months of July and August.
4. **AC Graduates** include 4 full academic years plus these graduation dates = '072011', '082011', '092011', '102011', '112011', '122011', so this is through the next Fall term.
5. **Baccalaureate Graduates** include 6 full academic years plus these graduation dates = '072013', '082013', so this includes the next 2 months of July and August.

Cohort Year selected = 2009 and Time Period Covered = AFTER THREE (3) YEARS (from AY2009 thru AY2011) for Two-Year Colleges.

For ALL OTHER SPORTS

#	IT	Institution	Cohort	Transfers		Bacc.		Adv. Cert.		Assoc.		Tech. Cert.		Cert. Prof.		Graduates		Retained		Success	
				#	%	#	%	#	%	#	%	#	%	#	%	#	%	#	%	#	%
10	2	NAC			-		-		-		75.0		-		-		75.0		-		75.0
Total					-		-		-		75.0		-		-		75.0		-		75.0

NOTES: When a student received more than one award, only the highest award was counted.

TIME PERIOD CONSIDERATIONS:

1. **CP Graduates** are counted from these graduation dates = '092008', '102008', '112008', '122008', '012009', '022009', '032009', '042009', '052009', so this is essentially though the Spring term.
2. **TC Graduates** include 1 full academic year plus these graduation dates = '072009', '082009', '092009', '102009', '112009', '122009', so this is through the next Fall term.
3. **Associate Graduates** include 3 full academic years plus these graduation dates = '072011', '082011', so this includes the next 2 months of July and August.
4. **AC Graduates** include 4 full academic years plus these graduation dates = '072012', '082012', '092012', '102012', '112012', '122012', so this is through the next Fall term.
5. **Baccalaureate Graduates** include 6 full academic years plus these graduation dates = '072014', '082014', so this includes the next 2 months of July and August.

Cohort Year selected = 2010 and Time Period Covered = AFTER THREE (3) YEARS (from AY2010 thru AY2012) for Two-Year Colleges.

For ALL OTHER SPORTS

#	IT	Institution	Cohort	Transfers		Bacc.		Adv. Cert.		Assoc.		Tech. Cert.		Cert. Prof.		Graduates		Retained		Success	
				#	%	#	%	#	%	#	%	#	%	#	%	#	%	#	%	#	%
10	2	NAC			57.1		-		-		14.3		-		-		14.3		14.3		28.6
Total					57.1		-		-		14.3		-		-		14.3		14.3		28.6

NOTES: When a student received more than one award, only the highest award was counted.

TIME PERIOD CONSIDERATIONS:

1. **CP Graduates** are counted from these graduation dates = '092009', '102009', '112009', '122009', '012010', '022010', '032010', '042010', '052010', so this is essentially though the Spring term.
2. **TC Graduates** include 1 full academic year plus these graduation dates = '072010', '082010', '092010', '102010', '112010', '122010', so this is through the next Fall term.
3. **Associate Graduates** include 3 full academic years plus these graduation dates = '072012', '082012', so this includes the next 2 months of July and August.
4. **AC Graduates** include 4 full academic years plus these graduation dates = '072013', '082013', '092013', '102013', '112013', '122013', so this is through the next Fall term.
5. **Baccalaureate Graduates** include 6 full academic years plus these graduation dates = '072015', '082015', so this includes the next 2 months of July and August.

IPEDS/ADHE Graduation Rate Calculation of Student Athletes by Sport: 2-Year Colleges

Cohort Year selected = 2011 and Time Period Covered = AFTER THREE (3) YEARS (from AY2011 thru AY2013) for Two-Year Colleges.
 For ALL OTHER SPORTS

#	IT	Institution	Cohort	Transfers		Bacc.		Adv. Cert.		Assoc.		Tech. Cert.		Cert. Prof.		Graduates		Retained		Success	
				#	%	#	%	#	%	#	%	#	%	#	%	#	%	#	%	#	%
10	2	NAC	11		18.2		-		-		36.4		-		-		36.4		9.1		45.5
Total			11		18.2		-		-		36.4		-		-		36.4		9.1		45.5

NOTES: When a student received more than one award, only the highest award was counted.

TIME PERIOD CONSIDERATIONS:

- CP Graduates** are counted from these graduation dates = '092010', '102010', '112010', '122010', '012011', '022011', '032011', '042011', '052011', so this is essentially through the Spring term.
- TC Graduates** include 1 full academic year plus these graduation dates = '072011', '082011', '092011', '102011', '112011', '122011', so this is through the next Fall term.
- Associate Graduates** include 3 full academic years plus these graduation dates = '072013', '082013', so this includes the next 2 months of July and August.
- AC Graduates** include 4 full academic years plus these graduation dates = '072014', '082014', '092014', '102014', '112014', '122014', so this is through the next Fall term.
- Baccalaureate Graduates** include 6 full academic years plus these graduation dates = '072016', '082016', so this includes the next 2 months of July and August.

IPEDS/ADHE Graduation Rate Calculation

Cohort Year selected = 2004 and Time Period Covered = AFTER SIX (6) YEARS (from AY2004 thru AY2009) for Four-Year Universities for Remediated Student Athletes

#	IT	College	Cohort	Transfers		Bacc.		Adv. Cert.		Assoc.		Tech. Cert.		Cert. Prof.		Graduates		Retained		Success	
				#	%	#	%	#	%	#	%	#	%	#	%	#	%	#	%	#	%
1	1	ASUJ	34		11.8	20	58.8		-		-		-		-	20	58.8		2.9	21	61.8
2	1	ATU	49	14	28.6	16	32.7		-		-		-		-	16	32.7		4.1	18	36.7
3	1	HSU	40		10.0	12	30.0		-		-		-		-	12	30.0		5.0	14	35.0
4	1	SAUM	34		5.9	12	35.3		-		-		-		-	12	35.3		2.9	13	38.2
5	1	UAF	35		14.3	11	31.4		-		-		-		-	11	31.4		5.7	13	37.1
6	1	UAFS	14		35.7		-		-		28.6		-		-		28.6		-		28.6
7	1	UALR	21		19.0		28.6		-		-		-		-		28.6		4.8		33.3
8	1	UAM	38	12	31.6		10.5		-		-		-		-		10.5		-		10.5
9	1	UAPB	33		9.1	11	33.3		-		-		-		-	11	33.3		6.1	13	39.4
10	1	UCA	36	10	27.8	12	33.3		-		-		-		-	12	33.3		8.3	15	41.7
Total			334	63	18.9	104	31.1		-		1.2		-		-	108	32.3	14	4.2	122	36.5

NOTES: When a student received more than one award, only the highest award was counted.

TIME PERIOD CONSIDERATIONS:

1. **CP Graduates** are counted from these graduation dates = '092003' , '102003' , '112003' , '122003' , '012004' , '022004' , '032004' , '042004' , '052004' , so this is essentially though the Spring term.
2. **TC Graduates** include 1 full academic year plus these graduation dates = '072004' , '082004' , '092004' , '102004' , '112004' , '122004' , so this is through the next Fall term.
3. **Associate Graduates** include 3 full academic years plus these graduation dates = '072006' , '082006' , so this includes the next 2 months of July and August.
4. **AC Graduates** include 4 full academic years plus these graduation dates = '072007' , '082007' , '092007' , '102007' , '112007' , '122007' , so this is through the next Fall term.
5. **Baccalaureate** Graduates include 6 full academic years plus these graduation dates = '072009' , '082009' , so this includes the next 2 months of July and August.

Cohort Year selected = 2005 and Time Period Covered = AFTER SIX (6) YEARS (from AY2005 thru AY2010) for Four-Year Universities for Remediated Student Athletes

#	IT	College	Cohort	Transfers		Bacc.		Adv. Cert.		Assoc.		Tech. Cert.		Cert. Prof.		Graduates		Retained		Success	
				#	%	#	%	#	%	#	%	#	%	#	%	#	%	#	%	#	%
1	1	ASUJ	44		11.4	13	29.5		-		-		-		-	13	29.5		-	13	29.5
2	1	ATU	39	14	35.9	13	33.3		-		-		-		-	13	33.3		2.6	14	35.9
3	1	HSU	43		16.3		14.0		-		-		-		-		14.0		4.7		18.6
4	1	SAUM	57		7.0	12	21.1		-		-		-		-	12	21.1		-	12	21.1
5	1	UAF	50		6.0	17	34.0		-		-		-		-	17	34.0		4.0	19	38.0
6	1	UAFS	19		10.5		5.3		-		47.4		-		-	10	52.6		-	10	52.6
7	1	UALR	19		5.3	11	57.9		-		-		-		-	11	57.9		-	11	57.9
8	1	UAM	43		16.3	10	23.3		-		-		-		-	10	23.3		2.3	11	25.6
9	1	UAPB	31		6.5	12	38.7		-		-		-		-	12	38.7		3.2	13	41.9
10	1	UCA	28		7.1		21.4		-		-		-		-		21.4		7.1		28.6
Total			373	47	12.6	101	27.1		-		2.4		-		-	110	29.5	2.4	119	31.9	

NOTES: When a student received more than one award, only the highest award was counted.

TIME PERIOD CONSIDERATIONS:

1. **CP Graduates** are counted from these graduation dates = '092004' , '102004' , '112004' , '122004' , '012005' , '022005' , '032005' , '042005' , '052005' , so this is essentially though the Spring term.
2. **TC Graduates** include 1 full academic year plus these graduation dates = '072005' , '082005' , '092005' , '102005' , '112005' , '122005' , so this is through the next Fall term.
3. **Associate Graduates** include 3 full academic years plus these graduation dates = '072007' , '082007' , so this includes the next 2 months of July and August.
4. **AC Graduates** include 4 full academic years plus these graduation dates = '072008' , '082008' , '092008' , '102008' , '112008' , '122008' , so this is through the next Fall term.
5. **Baccalaureate** Graduates include 6 full academic years plus these graduation dates = '072010' , '082010' , so this includes the next 2 months of July and August.

IPEDS/ADHE Graduation Rate Calculation

Cohort Year selected = 2006 and Time Period Covered = AFTER SIX (6) YEARS (from AY2006 thru AY2011) for Four-Year Universities for Remediated Student Athletes

#	IT	College	Cohort	Transfers		Bacc.		Adv. Cert.		Assoc.		Tech. Cert.		Cert. Prof.		Graduates		Retained		Success		
				#	%	#	%	#	%	#	%	#	%	#	%	#	%	#	%	#	%	
1	1	ASUJ	48		17	35.4		-		-		-		-		-	17	35.4		4.2	19	39.6
2	1	ATU	41		20	48.8		-		-		-		-		-	20	48.8		-	20	48.8
3	1	HSU	39	10	12	30.8		-		-		-		-		-	12	30.8		5.1	14	35.9
4	1	SAUM	22			4.5		-		-		-		-		-	4.5		9.1		13.6	
5	1	UAF	44		14	31.8		-		-		-		-		-	14	31.8		4.5	16	36.4
6	1	UAFS	16			6.3		-		12.5		-		-		-		18.8		-		18.8
7	1	UALR	18			27.8		-		-		-		-		-	27.8		5.6		33.3	
8	1	UAM	33		12	36.4		-		3.0		-		-		-	13	39.4		-	13	39.4
9	1	UAPB	38		16	42.1		-		-		-		-		-	16	42.1		2.6	17	44.7
10	1	UCA	41		15	36.6		-		-		-		-		-	15	36.6		2.4	16	39.0
Total			340	57	113	33.2		-		0.9		-		-		-	116	34.1	11	3.2	127	37.4

NOTES: When a student received more than one award, only the highest award was counted.

TIME PERIOD CONSIDERATIONS:

1. **CP Graduates** are counted from these graduation dates = '092005', '102005', '112005', '122005', '012006', '022006', '032006', '042006', '052006', so this is essentially through the Spring term.
2. **TC Graduates** include 1 full academic year plus these graduation dates = '072006', '082006', '092006', '102006', '112006', '122006', so this is through the next Fall term.
3. **Associate Graduates** include 3 full academic years plus these graduation dates = '072008', '082008', so this includes the next 2 months of July and August.
4. **AC Graduates** include 4 full academic years plus these graduation dates = '072009', '082009', '092009', '102009', '112009', '122009', so this is through the next Fall term.
5. **Baccalaureate Graduates** include 6 full academic years plus these graduation dates = '072011', '082011', so this includes the next 2 months of July and August.

Cohort Year selected = 2007 and Time Period Covered = AFTER SIX (6) YEARS (from AY2007 thru AY2012) for Four-Year Universities for Remediated Student Athletes

#	IT	College	Cohort	Transfers		Bacc.		Adv. Cert.		Assoc.		Tech. Cert.		Cert. Prof.		Graduates		Retained		Success		
				#	%	#	%	#	%	#	%	#	%	#	%	#	%	#	%	#	%	
1	1	ASUJ	54		16	29.6		-		-		-		-		-	16	29.6		7.4	20	37.0
2	1	ATU	41	13	12	29.3		-		-		-		-		-	12	29.3		4.9	14	34.1
3	1	HSU	36			13.9		-		-		-		-		-	13.9		2.8		16.7	
4	1	SAUM	27			25.9		-		-		-		-		-	25.9		7.4		33.3	
5	1	UAF	41		15	36.6		-		-		-		-		-	15	36.6		4.9	17	41.5
6	1	UAFS	24			8.3		-		20.8		-		-		-	29.2		12.5		41.7	
7	1	UALR	10			40.0		-		-		-		-		-	40.0		-		40.0	
8	1	UAM	32			15.6		-		-		-		-		-	15.6		9.4		25.0	
9	1	UAPB	38		16	42.1		-		-		-		-		-	16	42.1		5.3	18	47.4
10	1	UCA	50		19	38.0		-		-		-		-		-	19	38.0		-	19	38.0
Total			353	58	101	28.6		-		1.4		-		-		-	106	30.0	19	5.4	125	35.4

NOTES: When a student received more than one award, only the highest award was counted.

TIME PERIOD CONSIDERATIONS:

1. **CP Graduates** are counted from these graduation dates = '092006', '102006', '112006', '122006', '012007', '022007', '032007', '042007', '052007', so this is essentially through the Spring term.
2. **TC Graduates** include 1 full academic year plus these graduation dates = '072007', '082007', '092007', '102007', '112007', '122007', so this is through the next Fall term.
3. **Associate Graduates** include 3 full academic years plus these graduation dates = '072009', '082009', so this includes the next 2 months of July and August.
4. **AC Graduates** include 4 full academic years plus these graduation dates = '072010', '082010', '092010', '102010', '112010', '122010', so this is through the next Fall term.
5. **Baccalaureate Graduates** include 6 full academic years plus these graduation dates = '072012', '082012', so this includes the next 2 months of July and August.

IPEDS/ADHE Graduation Rate Calculation

Cohort Year selected = 2008 and Time Period Covered = AFTER SIX (6) YEARS (from AY2008 thru AY2013) for Four-Year Universities for Remediated Student Athletes

#	IT	College	Cohort	Transfers		Bacc.		Adv. Cert.		Assoc.		Tech. Cert.		Cert. Prof.		Graduates		Retained		Success	
				#	%	#	%	#	%	#	%	#	%	#	%	#	%	#	%	#	%
1	1	ASUJ	36		11.1	12	33.3		-		-		-		-	12	33.3		-	12	33.3
2	1	ATU	39		15.4		23.1		-		-		-		-		23.1		2.6	10	25.6
3	1	HSU	59	11	18.6		13.6		-		-		-		-		13.6		1.7		15.3
4	1	SAUM	28		3.6	10	35.7		-		-		-		-	10	35.7		3.6	11	39.3
5	1	UAF	39		2.6	19	48.7		-		-		-		-	19	48.7		2.6	20	51.3
6	1	UAFS	21		14.3		14.3		-		28.6		-		-		42.9		-		42.9
7	1	UALR	14		35.7		35.7		-		-		-		-		35.7		7.1		42.9
8	1	UAM	24		8.3		20.8		-		-		-		-		20.8		-		20.8
9	1	UAPB	50		10.0	27	54.0		-		-		-		-	27	54.0		2.0	28	56.0
10	1	UCA	25		12.0	10	40.0		-		-		-		-	10	40.0		4.0	11	44.0
Total			335	41	12.2	108	32.2		-		1.8		-		-	114	34.0		2.1	121	36.1

NOTES: When a student received more than one award, only the highest award was counted.

TIME PERIOD CONSIDERATIONS:

- 1. CP Graduates** are counted from these graduation dates = '092007' , '102007', '112007', '122007', '012008', '022008', '032008', '042008' , '052008', so this is essentially though the Spring term.
- 2. TC Graduates** include 1 full academic year plus these graduation dates = '072008' , '082008', '092008', '102008', '112008', '122008', so this is through the next Fall term.
- 3. Associate Graduates** include 3 full academic years plus these graduation dates = '072010' , '082010', so this includes the next 2 months of July and August.
- 4. AC Graduates** include 4 full academic years plus these graduation dates = '072011' , '082011', '092011', '102011', '112011', '122011', so this is through the next Fall term.
- 5. Baccalaureate Graduates** include 6 full academic years plus these graduation dates = '072013' , '082013', so this includes the next 2 months of July and August.

IPEDS/ADHE Graduation Rate Calculation

Cohort Year selected = 2007 and Time Period Covered = AFTER THREE (3) YEARS (from AY2007 thru AY2009) for Two-Year Colleges for Remediated Student Athletes

#	IT	College	Cohort	Transfers		Bacc.		Adv. Cert.		Assoc.		Tech. Cert.		Cert. Prof.		Graduates		Retained		Success	
				#	%	#	%	#	%	#	%	#	%	#	%	#	%	#	%	#	%
1	2	NAC	27	10	37.0		-		-		14.8		-		-		14.8		7.4		22.2
2	2	UACCM			-		-		-		25.0		-		-		25.0		-		25.0
Total			31	10	32.3		-		-		16.1		-		-		16.1		6.5		22.6

NOTES: When a student received more than one award, only the highest award was counted.

TIME PERIOD CONSIDERATIONS:

- CP Graduates** are counted from these graduation dates = '092006', '102006', '112006', '122006', '012007', '022007', '032007', '042007', '052007', so this is essentially through the Spring term.
- TC Graduates** include 1 full academic year plus these graduation dates = '072007', '082007', '092007', '102007', '112007', '122007', so this is through the next Fall term.
- Associate Graduates** include 3 full academic years plus these graduation dates = '072009', '082009', so this includes the next 2 months of July and August.
- AC Graduates** include 4 full academic years plus these graduation dates = '072010', '082010', '092010', '102010', '112010', '122010', so this is through the next Fall term.
- Baccalaureate Graduates** include 6 full academic years plus these graduation dates = '072012', '082012', so this includes the next 2 months of July and August.

Cohort Year selected = 2008 and Time Period Covered = AFTER THREE (3) YEARS (from AY2008 thru AY2010) for Two-Year Colleges for Remediated Student Athletes

#	IT	College	Cohort	Transfers		Bacc.		Adv. Cert.		Assoc.		Tech. Cert.		Cert. Prof.		Graduates		Retained		Success	
				#	%	#	%	#	%	#	%	#	%	#	%	#	%	#	%	#	%
1	2	NAC	43	11	25.6		-		-		4.7		-		-		4.7		11.6		16.3
Total			43	11	25.6		-		-		4.7		-		-		4.7		11.6		16.3

NOTES: When a student received more than one award, only the highest award was counted.

TIME PERIOD CONSIDERATIONS:

- CP Graduates** are counted from these graduation dates = '092007', '102007', '112007', '122007', '012008', '022008', '032008', '042008', '052008', so this is essentially through the Spring term.
- TC Graduates** include 1 full academic year plus these graduation dates = '072008', '082008', '092008', '102008', '112008', '122008', so this is through the next Fall term.
- Associate Graduates** include 3 full academic years plus these graduation dates = '072010', '082010', so this includes the next 2 months of July and August.
- AC Graduates** include 4 full academic years plus these graduation dates = '072011', '082011', '092011', '102011', '112011', '122011', so this is through the next Fall term.
- Baccalaureate Graduates** include 6 full academic years plus these graduation dates = '072013', '082013', so this includes the next 2 months of July and August.

Cohort Year selected = 2009 and Time Period Covered = AFTER THREE (3) YEARS (from AY2009 thru AY2011) for Two-Year Colleges for Remediated Student Athletes

#	IT	College	Cohort	Transfers		Bacc.		Adv. Cert.		Assoc.		Tech. Cert.		Cert. Prof.		Graduates		Retained		Success	
				#	%	#	%	#	%	#	%	#	%	#	%	#	%	#	%	#	%
1	2	NAC	30		16.7		-		-		3.3		-		-		3.3		13.3		16.7
Total			30		16.7		-		-		3.3		-		-		3.3		13.3		16.7

NOTES: When a student received more than one award, only the highest award was counted.

TIME PERIOD CONSIDERATIONS:

- CP Graduates** are counted from these graduation dates = '092008', '102008', '112008', '122008', '012009', '022009', '032009', '042009', '052009', so this is essentially through the Spring term.
- TC Graduates** include 1 full academic year plus these graduation dates = '072009', '082009', '092009', '102009', '112009', '122009', so this is through the next Fall term.
- Associate Graduates** include 3 full academic years plus these graduation dates = '072011', '082011', so this includes the next 2 months of July and August.
- AC Graduates** include 4 full academic years plus these graduation dates = '072012', '082012', '092012', '102012', '112012', '122012', so this is through the next Fall term.
- Baccalaureate Graduates** include 6 full academic years plus these graduation dates = '072014', '082014', so this includes the next 2 months of July and August.

IPEDS/ADHE Graduation Rate Calculation

Cohort Year selected = 2010 and Time Period Covered = AFTER THREE (3) YEARS (from AY2010 thru AY2012) for Two-Year Colleges for Remediated Student Athletes

#	IT	College	Cohort	Transfers		Bacc.		Adv. Cert.		Assoc.		Tech. Cert.		Cert. Prof.		Graduates		Retained		Success		
				#	%	#	%	#	%	#	%	#	%	#	%	#	%	#	%	#	%	
1	2	NAC	51	22	43.1		-		-		9.8		-		-		9.8		13.7		12	23.5
Total			51	22	43.1		-		-		9.8		-		-		9.8		13.7		12	23.5

NOTES: When a student received more than one award, only the highest award was counted.

TIME PERIOD CONSIDERATIONS:

- CP Graduates** are counted from these graduation dates = '092009' , '102009' , '112009' , '122009' , '012010' , '022010' , '032010' , '042010' , '052010' , so this is essentially through the Spring term.
- TC Graduates** include 1 full academic year plus these graduation dates = '072010' , '082010' , '092010' , '102010' , '112010' , '122010' , so this is through the next Fall term.
- Associate Graduates** include 3 full academic years plus these graduation dates = '072012' , '082012' , so this includes the next 2 months of July and August.
- AC Graduates** include 4 full academic years plus these graduation dates = '072013' , '082013' , '092013' , '102013' , '112013' , '122013' , so this is through the next Fall term.
- Baccalaureate Graduates** include 6 full academic years plus these graduation dates = '072015' , '082015' , so this includes the next 2 months of July and August.

Cohort Year selected = 2011 and Time Period Covered = AFTER THREE (3) YEARS (from AY2011 thru AY2013) for Two-Year Colleges for Remediated Student Athletes

#	IT	College	Cohort	Transfers		Bacc.		Adv. Cert.		Assoc.		Tech. Cert.		Cert. Prof.		Graduates		Retained		Success		
				#	%	#	%	#	%	#	%	#	%	#	%	#	%	#	%	#	%	
1	2	MSCC	23		26.1		-		-		-		-		-		-		21.7			21.7
2	2	NAC	36		11.1		-		-		13.9		-		-		13.9		8.3			22.2
Total			59	10	16.9		-		-		8.5		-		-		8.5		13.6		13	22.0

NOTES: When a student received more than one award, only the highest award was counted.

TIME PERIOD CONSIDERATIONS:

- CP Graduates** are counted from these graduation dates = '092010' , '102010' , '112010' , '122010' , '012011' , '022011' , '032011' , '042011' , '052011' , so this is essentially through the Spring term.
- TC Graduates** include 1 full academic year plus these graduation dates = '072011' , '082011' , '092011' , '102011' , '112011' , '122011' , so this is through the next Fall term.
- Associate Graduates** include 3 full academic years plus these graduation dates = '072013' , '082013' , so this includes the next 2 months of July and August.
- AC Graduates** include 4 full academic years plus these graduation dates = '072014' , '082014' , '092014' , '102014' , '112014' , '122014' , so this is through the next Fall term.
- Baccalaureate Graduates** include 6 full academic years plus these graduation dates = '072016' , '082016' , so this includes the next 2 months of July and August.