

Arkansas Division of Higher Education

Annual Report of Academic Program Deletions Arkansas Institutions of Higher Education

Academic Year 2019-20



Research & Analytics

December 2020

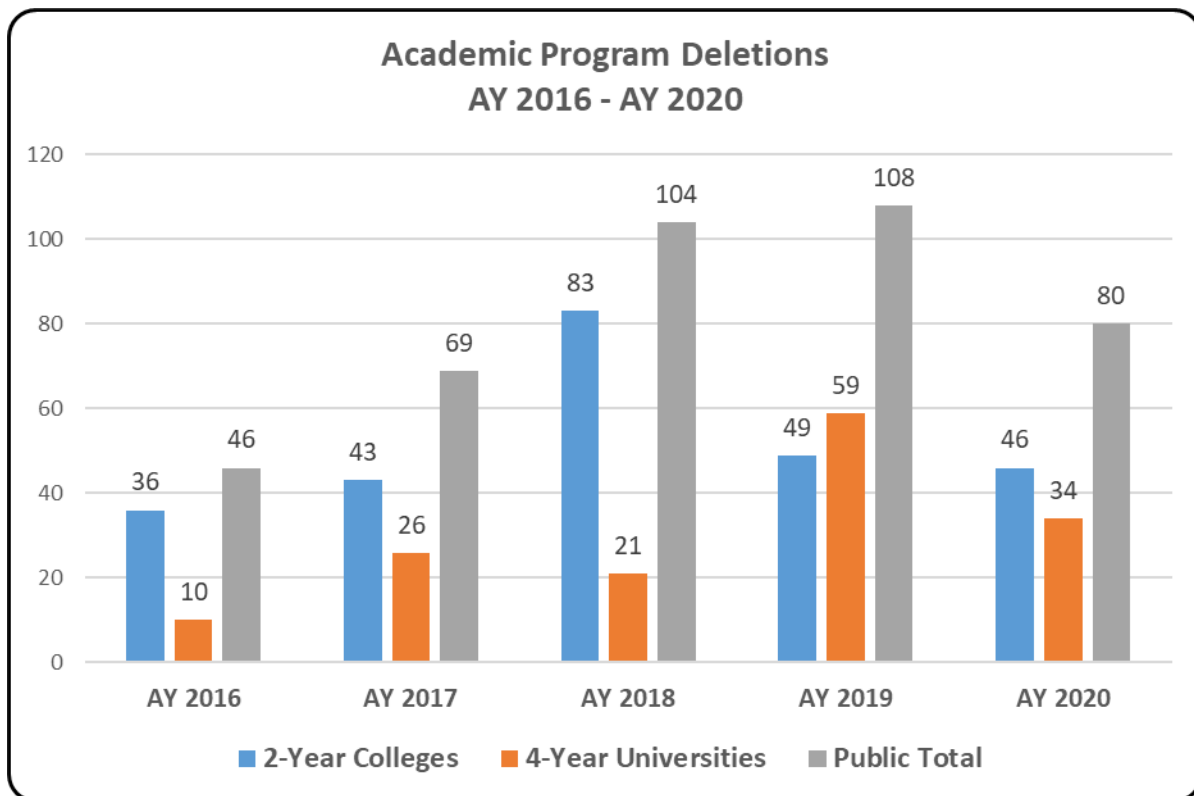
Arkansas Division of Higher Education
423 Main Street, Little Rock, AR 72201

REPORT ON ACADEMIC PROGRAM DELETIONS Academic Year 2019-20

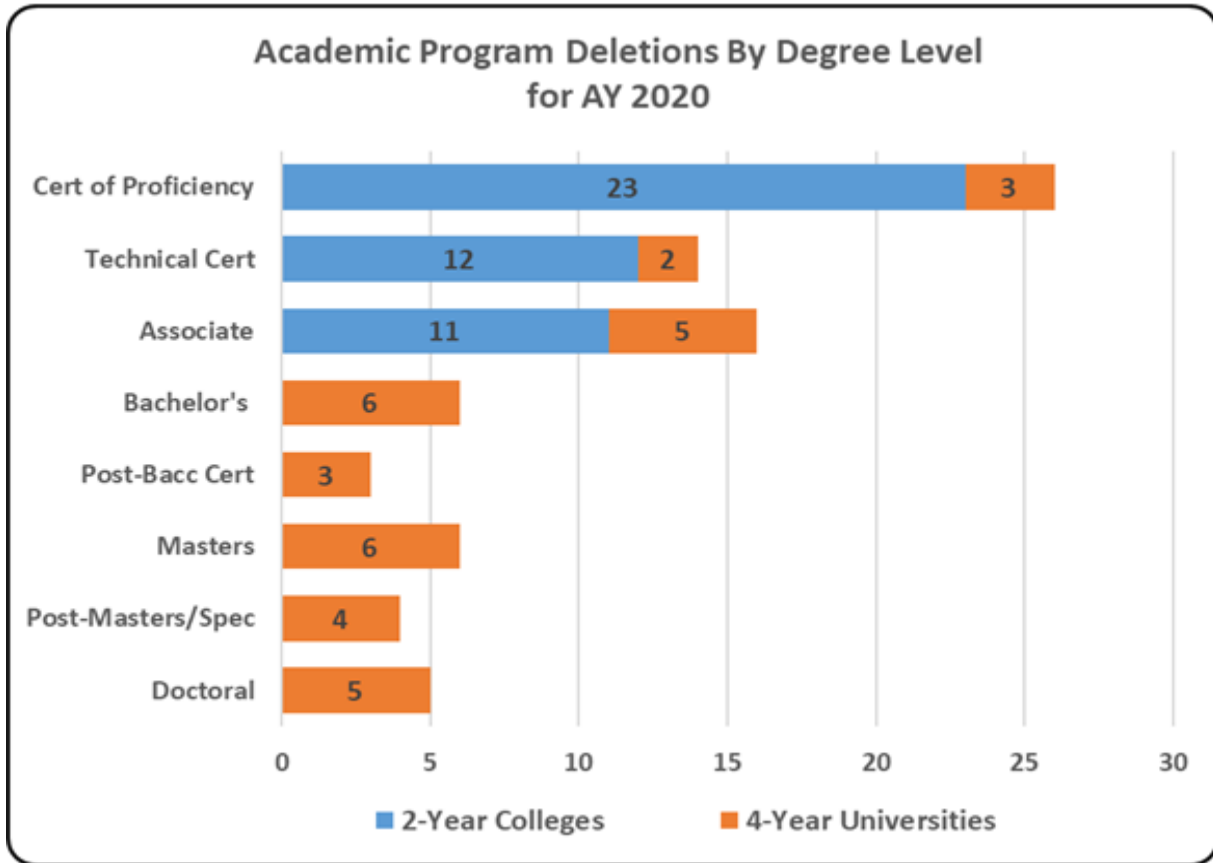
Throughout the year, ADHE Academic Staff receives Letters of Notification from colleges and universities informing ADHE of their intent to delete an academic degree program. Each quarter those certificate and degree program deletions are presented to AHECB for approval in the Letters of Notification agenda item. An institution may choose to delete an academic program for several reasons including low enrollment or changing industry and workforce needs.

This annual report provides summary and detailed information about academic program deletions at all Public Arkansas Colleges and Universities for the 2020 academic year.

Colleges and universities deleted 80 programs in AY 2020 as compared to 108 in 2019, 104 deletions in 2018, 69 deletions in 2017, and 46 deletions in 2016. Of the 80 programs deleted in 2020, 2-Year Colleges deleted 46, while the 4-Year Universities deleted 34 programs. It is likely the Covid-19 pandemic and the shift back in the spring semester to all online instruction played a part in the decline of academic program deletions for 2020.



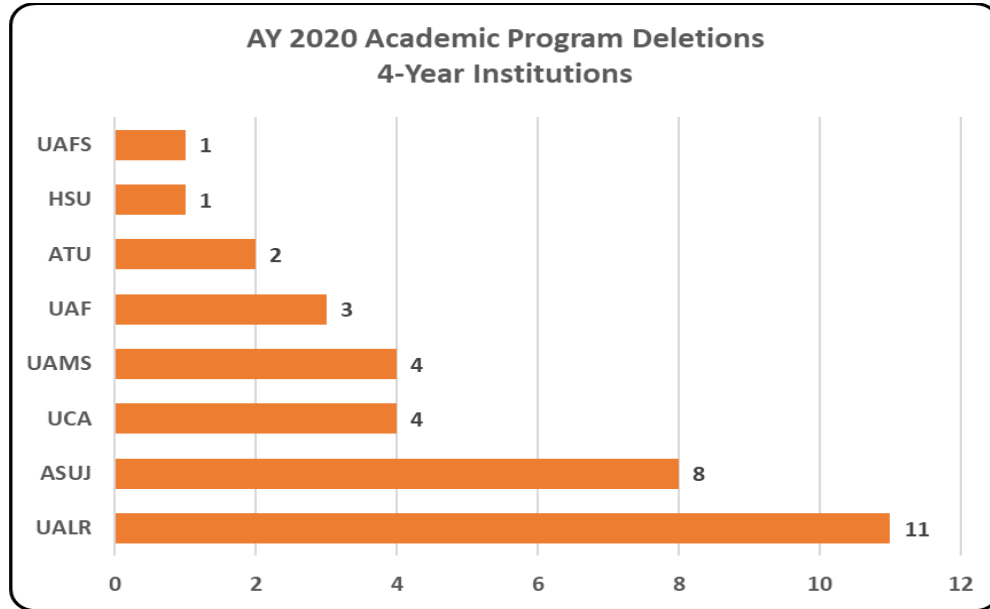
In 2019, 88% of all program deletions were for Certificates of Proficiency, Technical Certificates and Associate Degrees. Although still the majority of deletions for 2020, CPs, TCs and Associate Degrees comprised 70% of all deletions. The number of deletions at the Bachelor's, Post-Bacc Certificate and Masters levels decreased considerably when compared to 2019.



Out of the 80 academic program deletions in 2020, 23.8% of them were from Business, Management and Marketing programs, and 18.8% were from Security and Protective Services programs. Another 13.8% were from the Health Professions fields and 10% were in the area of Engineering Technology.

CIP Category	# Deleted	% of Total
15 - Engineering Technologies/Technicians	8	10.0%
51 - Health Professions	11	13.7%
43 - Security & Protective Services	15	18.8%
52 - Business, Mgmt, & Marketing	19	23.8%
Other Deletions Representing 15 Other CIP Categories	27	33.8%
Total Program Deletions	80	100.0%

The following charts breakdown program deletions for 2020 by institution type. Eight of our eleven 4-Year Universities submitted program deletions in 2020. ASUJ deleted eight programs and UALR deleted 11.



For our 2-Year Colleges, 11 of 22 deleted between one and fifteen Academic Programs during 2020. Black River Technical College deleted 15 programs and Northwest Arkansas Community College deleted eight programs.

