

# **Arkansas Public Higher Education Operating & Capital Recommendations**

**2015-2017 Biennium**



**7-A**

**Volume 1  
Universities**

**Arkansas Department of Higher Education**  
423 Main Street, Suite 400, Little Rock, Arkansas 72201

October 2014



**ARKANSAS PUBLIC HIGHER EDUCATION  
OPERATING AND CAPITAL RECOMMENDATIONS  
2015-2017 BIENNIUM**

**VOLUME 1  
OVERVIEW AND UNIVERSITIES**

TABLE OF CONTENTS

INSTITUTIONAL ABBREVIATIONS.....	1
RECOMMENDATIONS FOR EDUCATIONAL AND GENERAL OPERATIONS .....	3
Background .....	3
Table A. Summary of Operating Needs & Recommendations for the 2015-2017 Biennium .....	7
Table B. 2015-17 Four-Year Universities Recommendations .....	8
Table C. 2015-17 Two-Year Colleges Recommendations .....	9
Table D. 2015-17 Technical Centers Recommendations .....	10
Table E. 2015-17 Non-Formula Entities Recommendations .....	11
RECOMMENDATIONS FOR STATE FUNDING OF CAPITAL PROJECTS.....	13
Background .....	13
Capital 2015-17 Recommendations .....	14
Summary .....	15
Table 1: Capital Requests and AHECB Recommendations .....	17
Table 2: Narrative Descriptions of Capital Projects for the 2015-2017 Biennium .....	35
Universities.....	35
Technical Institutes.....	44
Non-Formula Entities.....	45
Colleges .....	51

DEFINITIONS OF EXPENDITURE CATEGORIES.....	71
ANNUAL FULL-TIME EQUIVALENT ENROLLMENT (FTE) FOR FY2013-14.....	75
FULL-TIME ANNUALIZED FALL TUITION AND MANDATORY FEES 2014-15 .....	77
UNIVERSITIES .....	83
Arkansas State University .....	83
Arkansas State University System Administration.....	83
Arkansas State University - Jonesboro .....	87
Institution Appropriation Summary .....	91
Audit Findings.....	100
Arkansas Tech University.....	101
Institution Appropriation Summary .....	107
Audit Findings .....	114
Henderson State University.....	117
Institution Appropriation Summary .....	121
Audit Findings .....	128
Southern Arkansas University .....	129
Institution Appropriation Summary .....	135
Audit Findings .....	142
University of Arkansas.....	143
System Administration.....	143
University of Arkansas, Fayetteville.....	147
Arkansas Centers for Rural Education in Autism and Related Disabilities .....	153
Arkansas Research and Educational Optical Network (AREON) .....	157
Garvan Woodland Gardens.....	161
David and Barbara Pryor Center for Arkansas Oral and Visual History.....	165

Research and Technology Park .....	167
World Trade Center Arkansas.....	169
Institution Appropriation Summary .....	171
Audit Findings.....	202
Division of Agriculture.....	203
Arkansas Archeological Survey.....	207
Clinton School of Public Service.....	213
Criminal Justice Institute .....	217
School of Mathematics, Sciences and the Arts .....	221
Institution Appropriation Summary .....	231
University of Arkansas at Fort Smith .....	239
Institution Appropriation Summary .....	245
Audit Findings .....	251
University of Arkansas at Little Rock.....	255
Institution Appropriation Summary .....	259
Audit Findings .....	268
University of Arkansas at Monticello.....	269
Institution Appropriation Summary .....	273
Audit Findings .....	285
University of Arkansas for Medical Sciences.....	287
Institution Appropriation Summary .....	305
Audit Findings .....	332
University of Arkansas at Pine Bluff .....	341
Institution Appropriation Summary .....	345
Audit Findings .....	352

University of Central Arkansas .....	353
Institution Appropriation Summary .....	357
Audit Findings .....	363

# Institutional Abbreviations

## Four-Year Institutions

Arkansas State University (Jonesboro)	ASUJ
Arkansas Tech University (Russellville)	ATU
Henderson State University (Arkadelphia)	HSU
Southern Arkansas University (Magnolia)	SAUM
University of Arkansas (Fayetteville)	UAF
University of Arkansas at Fort Smith	UAFS
University of Arkansas at Little Rock	UALR
University of Arkansas at Monticello	UAM
University of Arkansas at Pine Bluff	UAPB
University of Central Arkansas	UCA

## Two-Year Institutions

Arkansas Northeastern College (Blytheville)	ANC
Arkansas State University - Beebe	ASUB
Arkansas State University - Mountain Home	ASUMH
Arkansas State University - Newport	ASUN
Black River Technical College (Pocahontas)	BRTC
Cossatot Community College of the UA (DeQueen)	CCCUA
College of the Ouachitas	CotO
East Arkansas Community College (Forrest City)	EACC
Mid-South Community College (West Memphis)	MSCC
North Arkansas College (Harrison)	NAC
National Park Community College (Hot Springs)	NPCC
Northwest Arkansas Community College (Bentonville)	NWACC
Ozarka College (Melbourne)	OZC
Phillips Community College of the UA (Helena)	PCCUA
Pulaski Technical College (North Little Rock)	PTC
Rich Mountain Community College (Mena)	RMCC
South Arkansas Community College (El Dorado)	SACC
Southern Arkansas University - Tech (Camden)	SAUT
Southeast Arkansas College (Pine Bluff)	SEAC
UA Community College at Batesville	UACCB
UA Community College at Hope	UACCH
UA Community College at Morrilton	UACCM

## Non-Formula Institutions / Entities

Arkansas Delta Training and Education Consortium	ADTEC
Arkansas Research and Educational Optical Network	AREON
ASU - System	ASU-SYS
ASU - Heritage Sites	ASU-Heritage
HSU - Community Education Center	HSU-CEC
NWACC - Child Protection Training Center	NWACC-CPTC
SACC - Arboretum	SACC - Arboretum
SAUT - Environmental Training Academy	SAUT-ETA
SAUT - Fire Training Academy	SAUT-FTA
UA - System (Little Rock)	UA-SYS
UA - Archeological Survey (Fayetteville)	UA-AS
UA - Division of Agriculture (Fayetteville and Little Rock)	UA-DIV AGRI
UA - School of Mathematics, Sciences, and the Arts (Hot Springs)	UA-ASMSA
UA - Clinton School of Public Service (Little Rock)	UA-CS
UA - Criminal Justice Institute (Little Rock)	UA-CJI
UAF - Arkansas Research and Technology Park	UAF-ARTP
UAF - Arkansas Centers for Rural Education in Autism and Related Disabilities	UAF-Autism
UAF - Garvan Woodland Gardens (Hot Springs)	UAF-GWG
UAF - The David & Barbara Pryor Center for Arkansas Oral and Visual History	UAF-Pryor Center
UAF - World Trade Center Arkansas	UAF - WTC AR
UALR - Research and Public Service	UALR-RAPS
University of Arkansas at Pine Bluff (Non-Formula)	UAPB
University of Arkansas for Medical Sciences	UAMS

## Technical Centers

ATU - Ozark Campus	ATU-OZARK
UAM - College of Technology - Crossett	UAM-CROSSETT
UAM - College of Technology - McGehee	UAM-MCGEHEE

THIS PAGE INTENTIONALLY LEFT BLANK



**RECOMMENDATIONS FOR EDUCATIONAL AND GENERAL OPERATIONS  
STATE-SUPPORTED INSTITUTIONS OF HIGHER EDUCATION  
2015-2017 BIENNIUM**

---

**Background**

A.C.A. §6-61-224 establishes the process and key components for formula development for funding public institutions of higher education. That language reads as follows:

*“(a) The Arkansas Department of Higher Education, in collaboration with the state college and university presidents and chancellors, shall develop funding formulas consisting of a needs-based component and an outcome-centered component which will, in principle, seek to provide fair and equitable state support to all postsecondary students across the state, regardless of the state institution attended, while at the same time recognizing: (1) The different needs for lower level, upper level, and graduate level instruction at the various institutions; (2) The requirements for specialized equipment, labs and smaller class sizes in some disciplines; and (3) Unique missions, such as agricultural extension services, research, medical sciences, workforce development, and public service; and (4) Growth, economies of scale, and other appropriate factors.*

At its April 25, 2014 meeting, the Arkansas Higher Education Coordinating Board approved the funding models for the two-year colleges, universities, and the technical centers (former technical institutes merged with universities). These models had been developed in conjunction with presidents and chancellors after meetings and revisions. The funding models were used to develop the comparative needs of Arkansas institutions of higher education in terms of the average funding levels of schools in the SREB region.

The staff reviewed the justification requests submitted by the non-formula group and prepared preliminary funding recommendations based upon those requests. After making preliminary recommendations, the staff conducted budget meetings with all non-formula entities which had concerns with the recommendations. After the conclusion of all budget meetings, final recommendations were made in light of the appeals heard during the budget meetings.

The difference between the funding model determined needs of the entities compared to the Fiscal 2015 appropriations was \$317.2 million. The funding gap (the difference between the formula determined need and the current fiscal year appropriation) is part of a phenomenon that occurs when there is an extended economic downturn which is invariably

accompanied by enrollment increases, declining state support and tuition increases (to replace a part of the lost state support). It should be emphasized that the funding needs of the institutions are the funds needed to bring Arkansas higher education to the **average** funding level of the SREB region. The funding gap took a number of years to reach its current level and may never be completely erased.

### **Operating Funding Recommendations for the 2015-17 Biennium**

The operating needs are based upon the tuition policies established by the Arkansas Higher Education Coordinating Board's approval of Agenda Item 14 on April 27, 2012 and the funding formulas approved by the AHECB in April 2014.

Each funding formula was developed to provide an equitable basis for the distribution of **any funding available**.

The funding models have been updated with calendar year 2013 student semester credit hours (SSCH). The input data for the funding models were the SSCH by level and discipline as reported in the Student Information System for calendar year 2013 and the new educational and general square footage as reported in the Facilities Audit Program (FAP) 2014. The updated formula driven models represent a total need for funding of higher education institutions of \$936,437,272 and non-formula entities of \$231,765,192 in 2015-16.

Since it is not anticipated that the models will be fully funded in the near future, funding recommendations for 2015-16 are: For the **four-year institutions**, a 3.0% increase for all institutions based on the Higher Education Price Index (HEPI) which totals \$10.9 million and further recommending that those institutions below 75% of the model be brought to that level which is an additional \$78.4 million for a total four-year recommendation of \$89.3 million in new funds.

For the **two-year institutions**, a 3.0% increase for all institutions based on the Higher Education Price Index (HEPI) which totals \$3.8 million and further recommending that those institutions below 75% of the model be brought to that level which is an additional \$14.95 million for a total two-year recommendation of \$18.8 million in new funds.

For the **technical centers** the recommendation is for a 3.0% increase based on the HEPI index which is \$158,184 and further recommending that those institutions below 75% of the model be brought to that level which is an additional \$3.0 million for a total technical center recommendation of \$3.2 million in new funds.

For the **non-formula entities** the recommendation is for a 3.0% increase based on the HEPI index and a recommendation of full funding which combined would require an additional \$32.6 million, of which \$13.7 million would be for the University of Arkansas for Medical Sciences (UAMS).

The allocation of funds generated by the increases in RSA funding between colleges, universities, non-formula entities and technical institutes is based upon each group's share of the need for new funds.

The individual institutional recommendations for all four types of institutions (Colleges, Universities, Technical Centers, and Non-Formula Entities) were determined in the following manner: The general revenue funds were distributed based upon the need for new funds as determined by the three funding formulas and the ADHE staff determined need of the non-formula entities. The non-formula needs were based up the justifications submitted by the institutions. **The total recommendation for 2015-16 for Colleges, Universities, Non-Formula Entities and Technical Centers is \$143.8 million in new revenue.**

*It should be noted that it is unlikely that these recommendations will keep pace with the combination of inflation and enrollment increases for most institutions. However, given the economic uncertainty and declining state revenues, there is an even greater uncertainty than usual that even these modest recommendations will be funded.*

The principles for determining operating needs address continued levels of base funding for institutions, equity, small college adjustment, and economies of scale. Specific aspects of the operating recommendations for all institutions follow:

All of the general revenue increases recommended were distributed on the bases of the funding formula or staff determined need for new funding.

THIS PAGE INTENTIONALLY LEFT BLANK

## Table A. Summary of Operating Needs & Recommendations for the 2015-2017 Biennium

Table A. Summary of Operating Needs & Recommendations for the 2015-2017 Biennium

Institution Type	Fiscal Year 2014-15 Base						FY2015-16			FY2016-17			
	90% Current RSA Base	10% Performance Funding	Total Current RSA Base (4/14/14)	EETF (7/11/14)	WF2000 (7/21/14)	Total Fiscal Year Base	AHECB Recommendations			AHECB Recommendations			
							100% Model Calculated Need	Total Recommendation	New Funds	% Inc	Total Recommendation	New Funds	% Inc
Colleges	127,731,761	14,192,418	141,924,179	7,275,820	22,366,889	171,566,888	230,456,355	190,353,576	18,786,688	11.0%	196,064,183	5,710,607	3.0%
Universities	362,882,558	40,320,284	403,202,842	37,040,033	0	440,242,876	692,901,461	529,495,850	89,252,974	20.3%	545,380,725	15,884,875	3.0%
<b>Subtotal</b>	<b>490,614,319</b>	<b>54,512,702</b>	<b>545,127,021</b>	<b>44,315,853</b>	<b>22,366,889</b>	<b>611,809,763</b>	<b>923,357,816</b>	<b>719,849,426</b>	<b>108,039,662</b>	<b>17.7%</b>	<b>741,444,908</b>	<b>21,595,483</b>	<b>3.0%</b>
Technical Centers			5,272,810	0	2,136,352	7,409,162	13,389,916	10,594,523	3,185,361	43.0%	10,912,358	317,836	3.0%
<b>Grand Total</b>			<b>550,399,831</b>	<b>44,315,853</b>	<b>24,503,241</b>	<b>619,218,925</b>	<b>936,747,732</b>	<b>730,443,948</b>	<b>111,225,023</b>	<b>18.0%</b>	<b>752,357,267</b>	<b>21,913,318</b>	<b>3.0%</b>

Non-Formula Entity Type	Fiscal Year 2014-15 Base			FY2015-16			FY2016-17			
	Total Current RSA Base (4/14/14)	EETF (7/11/14)	Total Fiscal Year Base	AHECB Recommendations			AHECB Recommendations			
				100% ADHE Recommendations	Total Recommendation	New Funds	% Inc	Total Recommendation	New Funds	% Inc
Non-Formula Entities	87,958,144	13,480,350	101,438,494	120,334,883	120,334,883	18,896,389	18.6%	\$125,133,904	\$4,799,021	25.4%
Health Care-Related UAM	88,204,430	9,564,025	97,768,455	111,430,309	111,430,309	13,661,854	14.0%	\$115,547,246	\$4,116,937	30.1%
<b>Grand Total</b>	<b>176,162,574</b>	<b>23,044,375</b>	<b>199,206,949</b>	<b>231,765,192</b>	<b>231,765,192</b>	<b>32,558,243</b>	<b>16.3%</b>	<b>\$240,681,150</b>	<b>\$8,915,958</b>	<b>27.4%</b>

All Institution Types	Fiscal Year 2014-15 Base						FY2015-16 AHECB Recommendation			FY2016-17 AHECB Recommendation		
	90% Current RSA Base	10% Performance Funding	Total Current RSA Base (4/14/14)	EETF (7/11/14)	WF2000 (7/21/2014)	Total Fiscal Year Base	Total Recommendation	New Funds	% Inc	Total Recommendation	New Funds	% Inc
<b>Total</b>	<b>490,614,319</b>	<b>54,512,702</b>	<b>726,562,405</b>	<b>67,360,228</b>	<b>24,503,241</b>	<b>818,425,874</b>	<b>962,209,140</b>	<b>143,783,266</b>	<b>17.6%</b>	<b>993,038,417</b>	<b>30,829,277</b>	<b>3.2%</b>

10/20/2014 9:53

NOTE: FY2014-15 Base - DFA Forecast as of 4/14/2014

**Table B. 2015-17 Four-Year Universities Recommendations**

Inst	2014-15					FY2015-16							FY2016-17	
	90% Needs-based RSA Base	10% Outcomes-based RSA Base	Total RSA	EETF	Total Base (RSA & EETF)	Total Need	% of Need	3.0% Continuing Level on RSA (90% Needs-Based)	Adjustment to Reach 75% of Need	New Funds	Total Recommendation	% of Need	3.0% Continuing Level	Total Recommendation
ASUJ	50,740,480	5,637,831	56,378,311	6,010,765	62,389,076	104,350,407	59.8%	1,522,214	14,351,515	15,873,729	78,262,805	75.0%	2,347,884	80,610,689
ATU	26,839,746	2,982,194	29,821,940	2,063,110	31,885,050	53,552,923	59.5%	805,192	7,474,450	8,279,642	40,164,692	75.0%	1,204,941	41,369,633
HSU	16,798,883	1,866,543	18,665,426	2,134,190	20,799,616	24,533,394	84.8%	503,967		503,967	21,303,582	86.8%	639,107	21,942,689
SAUM	14,026,479	1,558,498	15,584,976	1,261,779	16,846,756	23,106,114	72.9%	420,794	62,036	482,830	17,329,586	75.0%	519,888	17,849,473
UAF	105,782,841	11,753,649	117,536,490	9,346,888	126,883,378	231,597,916	54.8%	3,173,485	43,641,574	46,815,059	173,698,437	75.0%	5,210,953	178,909,390
UAFS	18,535,154	2,059,462	20,594,615	3,127,187	23,721,803	35,333,358	67.1%	556,055	2,222,161	2,778,216	26,500,018	75.0%	795,001	27,295,019
UALR	51,000,535	5,666,726	56,667,261	5,419,788	62,087,049	89,854,968	69.1%	1,530,016	3,774,161	5,304,177	67,391,226	75.0%	2,021,737	69,412,963
UAM	11,761,041	1,306,782	13,067,823	1,088,956	14,156,779	17,717,248	79.9%	352,831		352,831	14,509,610	81.9%	435,288	14,944,899
UAPB	19,594,164	2,177,129	21,771,294	1,890,404	23,661,697	24,739,972	95.6%	587,825		587,825	24,249,522	98.0%	727,486	24,977,008
UCA	47,803,235	5,311,471	53,114,705	4,696,967	57,811,672	88,115,161	65.6%	1,434,097	6,840,602	8,274,699	66,086,371	75.0%	1,982,591	68,068,962
<b>Total</b>	<b>362,882,558</b>	<b>40,320,284</b>	<b>403,202,842</b>	<b>37,040,033</b>	<b>440,242,876</b>	<b>692,901,461</b>	<b>63.5%</b>	<b>10,886,477</b>	<b>78,366,497</b>	<b>89,252,974</b>	<b>529,495,850</b>	<b>76.4%</b>	<b>15,884,875</b>	<b>545,380,725</b>

**Table C. 2015-17 Two-Year Colleges Recommendations**

Inst	FY2014-15						FY2015-16							FY2016-17	
	90% Needs-based RSA Base	10% Outcomes-based RSA Base	Total RSA Base	EETF	WF2000	Total Base (RSA, EETF & WF2000)	Total Need	% of Need Met	3.0% Continuing Level on RSA (90% Needs-Based)	Adjustment to Reach 75% of Need	New Funds	Total Recommendation	% of Need Met	3.0% Continuing Level	Total Recommendation
ANC	7,719,347	857,705	8,577,052	736,111	723,753	10,036,916	10,047,212	99.9%	231,580		231,580	10,268,497	100.0%	308,055	10,576,552
ASUB	10,652,154	1,183,573	11,835,727	1,468,406	794,044	14,098,177	15,213,490	92.7%	319,565		319,565	14,417,742	94.8%	432,532	14,850,274
ASUMH	3,283,299	364,811	3,648,110	0	815,811	4,463,921	7,409,518	60.2%	98,499	994,719	1,093,218	5,557,139	75.0%	166,714	5,723,853
ASUN	5,393,064	599,229	5,992,293	0	1,403,661	7,395,954	10,620,472	69.6%	161,792	407,608	569,400	7,965,354	75.0%	238,961	8,204,315
BRTC	5,502,164	611,352	6,113,516	0	2,223,088	8,336,604	11,507,155	72.4%	165,065	128,697	293,762	8,630,366	75.0%	258,911	8,889,277
CCCUA	3,056,222	339,580	3,395,802	0	1,337,033	4,732,835	7,077,894	66.9%	91,687	483,899	575,586	5,308,421	75.0%	159,253	5,467,673
CotO	3,174,535	352,726	3,527,261	0	1,144,993	4,672,254	6,398,044	73.0%	95,236	31,043	126,279	4,798,533	75.0%	143,956	4,942,489
EACC	5,209,252	578,806	5,788,058	768,454	0	6,556,512	6,704,153	97.8%	156,278		156,278	6,712,789	100.0%	201,384	6,914,173
MSCC	3,472,206	385,801	3,858,007	0	2,169,328	6,027,335	8,068,853	74.7%	104,166		104,166	6,131,501	76.0%	183,945	6,315,446
NAC	7,170,268	796,696	7,966,964	453,840	569,510	8,990,314	10,630,436	84.6%	215,108		215,108	9,205,422	86.6%	276,163	9,481,584
NPCC	8,141,840	904,649	9,046,489	1,149,330	661,439	10,857,258	12,522,410	86.7%	244,255		244,255	11,101,514	88.7%	333,045	11,434,559
NWACC	9,557,282	1,061,920	10,619,202	1,015,712	0	11,634,914	22,332,054	52.1%	286,718	4,827,408	5,114,127	16,749,041	75.0%	502,471	17,251,512
OZC	2,813,828	312,648	3,126,475	0	1,259,310	4,385,785	7,241,864	60.6%	84,415	961,198	1,045,613	5,431,398	75.0%	162,942	5,594,340
PCCUA	8,156,779	906,309	9,063,088	748,370	524,636	10,336,094	10,344,459	99.9%	244,703		244,703	10,580,797	100.0%	317,424	10,898,221
PTC	13,623,693	1,513,744	15,137,437	0	2,251,370	17,388,807	30,593,918	56.8%	408,711	5,147,921	5,556,632	22,945,439	75.0%	688,363	23,633,802
RMCC	2,886,182	320,687	3,206,869	202,844	0	3,409,713	4,547,037	75.0%	86,585		86,585	3,496,298	76.9%	104,889	3,601,187
SACC	5,430,876	603,431	6,034,307	525,567	456,843	7,016,717	8,548,192	82.1%	162,926		162,926	7,179,643	84.0%	215,389	7,395,033
SAUT	5,134,960	570,551	5,705,511	207,186	0	5,912,697	9,547,617	61.9%	154,049	1,093,966	1,248,015	7,160,713	75.0%	214,821	7,375,534
SEAC	5,073,118	563,680	5,636,798	0	1,955,738	7,592,536	7,811,396	97.2%	152,194		152,194	7,744,730	99.1%	232,342	7,977,071
UACCB	3,717,955	413,106	4,131,061	0	858,220	4,989,281	6,381,304	78.2%	111,539		111,539	5,100,820	79.9%	153,025	5,253,844
UACCH	4,042,797	449,200	4,491,997	0	1,939,647	6,431,644	7,156,218	89.9%	121,284		121,284	6,552,928	91.6%	196,588	6,749,516
UACCM	4,519,940	502,216	5,022,155	0	1,278,465	6,300,620	9,752,659	64.6%	135,598	878,276	1,013,874	7,314,494	75.0%	219,435	7,533,929
<b>Total</b>	<b>127,731,761</b>	<b>14,192,418</b>	<b>141,924,179</b>	<b>7,275,820</b>	<b>22,366,889</b>	<b>171,566,888</b>	<b>230,456,355</b>	<b>74.4%</b>	<b>3,831,953</b>	<b>14,954,736</b>	<b>18,786,688</b>	<b>190,353,576</b>	<b>82.6%</b>	<b>5,710,607</b>	<b>196,064,183</b>

**Table D. 2015-17 Technical Centers Recommendations**

Institution	FY2014-15			FY2015-16							FY2016-17	
	RSA	Workforce 2000	Total Base	100% Model Calculated Need	% of Need Met	3.0% Continuing Level on RSA	Adjustment to 75% of Need	New Funds	Total Recommendation	% of Need	3.0% Continuing Level	Total Recommendation
ATU-Ozark	2,394,591	786,662	3,181,253	8,165,036	39.0%	71,838	2,870,686	2,942,524	6,123,777	75.0%	183,713	6,307,490
UAM-Crossett	1,154,300	650,551	1,804,851	2,661,293	67.8%	34,629	156,490	191,119	1,995,970	75.0%	59,879	2,055,849
UAM-McGehee	1,723,919	699,139	2,423,058	2,563,587	94.5%	51,718		51,718	2,474,776	96.5%	74,243	2,549,019
<b>Total</b>	<b>5,272,810</b>	<b>2,136,352</b>	<b>7,409,162</b>	<b>13,389,916</b>	<b>55.3%</b>	<b>158,184</b>	<b>3,027,176</b>	<b>3,185,361</b>	<b>10,594,523</b>	<b>79.1%</b>	<b>317,836</b>	<b>10,912,358</b>



**Table E. 2015-17 Non-Formula Entities Recommendations**

Institution/Entity	FY2014-15			FY2015-16					FY2016-17				
	Base			AHECB Recommendations					AHECB Recommendations				
	RSA	EETF	Total Base	100% ADHE Recommendation	3.0% Increase on RSA	Adjustment to 100% of ADHE Recommendation	Total New Funds	Total Recommendation	100% ADHE Recommendation	3.0% Continuing Level	Adjustment to 100% of ADHE Recommendation	Total New Funds	Total Recommendation
ADTEC/ADWIRED	1,500,000		1,500,000	2,045,000	45,000	500,000	545,000	2,045,000	2,091,350	46,350	0	46,350	2,091,350
AREON	0		0	1,365,000	0	1,365,000	1,365,000	1,365,000	2,797,500	0	1,432,500	1,432,500	2,797,500
ASU-System Office	2,362,680	143,972	2,506,652	2,764,360	70,880	186,828	257,708	2,764,360	2,851,591	73,007	14,224	87,231	2,851,591
ASU-Heritage	350,000		350,000	2,360,500	10,500	2,000,000	2,010,500	2,360,500	2,431,315	10,815	60,000	70,815	2,431,315
HSU-CEC	210,585		210,585	1,216,903	6,318	1,000,000	1,006,318	1,216,903	1,223,410	6,507	0	6,507	1,223,410
NWACC-CPTC	0		0	118,282	0	118,282	118,282	118,282	118,282	0	0	0	118,282
SACC-Arboretum	0		0	75,000	0	75,000	75,000	75,000	75,000	0	0	0	75,000
SAUT-ETA	368,404	34,622	403,026	614,224	11,052	200,145	211,198	614,224	625,608	11,384	0	11,384	625,608
SAUT-FTA	1,651,221	87,629	1,738,850	2,346,119	49,537	557,733	607,269	2,346,119	2,378,031	51,023	0	51,023	2,397,142
UA-SYS	3,417,950	268,797	3,686,747	4,033,351	102,539	244,066	346,604	4,033,351	4,145,878	105,615	6,912	112,527	4,145,878
UA-AS	2,327,380	132,872	2,460,252	2,706,471	69,821	176,398	246,219	2,706,471	2,783,663	71,916	5,276	77,192	2,783,663
UA-DivAgri	62,800,138	5,524,135	68,324,273	71,888,097	1,884,004	1,679,820	3,563,824	71,888,097	74,272,021	1,940,524	443,400	2,383,924	74,272,021
UA-ASMSA	1,113,015	7,288,324	8,401,339	8,965,364	33,390	530,635	564,025	8,965,364	8,999,756	34,392	0	34,392	8,999,756
UA-CS	2,295,575		2,295,575	2,454,442	68,867	90,000	158,867	2,454,442	2,528,076	70,933	2,701	73,634	2,528,076
UA-CJI	1,825,769		1,825,769	2,740,542	54,773	860,000	914,773	2,740,542	2,822,758	56,416	25,800	82,216	2,822,758
UAF-ARTP	0		0	250,000	0	250,000	250,000	250,000	250,000	0	0	0	250,000
UAF-Autism	0		0	2,500,000	0	2,500,000	2,500,000	2,500,000	2,500,000	0	0	0	2,500,000
UAF-GWG	0		0	500,000	0	500,000	500,000	500,000	500,000	0	0	0	500,000
UAF-Pryor Center	0		0	250,000	0	250,000	250,000	250,000	250,000	0	0	0	250,000
UAF-WTC AR	0		0	250,000	0	250,000	250,000	250,000	252,588	0	2,588	2,588	252,588
UALR-RAPS	4,087,836		4,087,836	6,399,471	122,635	2,189,000	2,311,635	6,399,471	6,591,455	126,314	65,670	191,984	6,591,455
UAPB-Nonformula*	3,647,591		3,647,591	4,491,757	844,166	0	844,166	4,491,757	4,626,511	134,753	1	134,754	4,626,511
<b>Total</b>	<b>87,958,144</b>	<b>13,480,350</b>	<b>101,438,494</b>	<b>120,334,883</b>	<b>3,373,483</b>	<b>15,522,906</b>	<b>18,896,389</b>	<b>120,334,883</b>	<b>125,114,793</b>	<b>2,739,949</b>	<b>2,059,072</b>	<b>4,799,021</b>	<b>125,133,904</b>

\*Increase for RSA is greater than 3% for federal matching purposes.

**Health-Related Non-Formula Entity - UAMS**

Institution/Entity	FY2014-15			FY2015-16					FY2016-17				
	Base			AHECB Recommendations					AHECB Recommendations				
	RSA	EETF	Total Base	100% ADHE Recommendation	3.0% Increase on RSA	Adjustment to 100% of ADHE Recommendation	Total New Funds	Total Recommendation	100% ADHE Recommendation	3.0% Increase on RSA	Adjustment to 100% of ADHE Recommendation	Total New Funds	Total Recommendation
UAMS	79,456,661	9,331,813	88,788,474	102,186,919	2,383,700	11,014,745	13,398,445	102,186,919	106,033,550	2,455,211	1,391,420	3,846,631	106,033,550
UAMS-ABUSE/RAPE/DV	735,000		735,000	757,050	22,050	0	22,050	757,050	779,762	22,712	0	22,712	779,762
UAMS-Child Safety	720,588		720,588	742,206	21,618	0	21,618	742,206	764,472	22,266	0	22,266	764,472
UAMS-Ped/Psych/Res.	1,950,000		1,950,000	2,008,500	58,500	0	58,500	2,008,500	2,068,755	60,255	0	60,255	2,068,755
UAMS-IC	5,342,181	232,212	5,574,393	5,735,634	160,265	976	161,241	5,735,634	5,900,708	165,073	0	165,074	5,900,708
<b>Total</b>	<b>88,204,430</b>	<b>9,564,025</b>	<b>97,768,455</b>	<b>111,430,309</b>	<b>2,646,133</b>	<b>11,015,722</b>	<b>13,661,854</b>	<b>111,430,309</b>	<b>115,547,246</b>	<b>2,725,517</b>	<b>1,391,420</b>	<b>4,116,937</b>	<b>115,547,246</b>

THIS PAGE INTENTIONALLY LEFT BLANK

## **RECOMMENDATIONS FOR STATE FUNDING OF CAPITAL PROJECTS 2015-2017 BIENNIUM**

---

### **Background**

From a total of over \$500 million appropriated, the Governor and the 89<sup>th</sup> General Assembly have provided to date allocations totaling \$65.5 million for distribution from the General Improvement Fund (GIF) for various capital projects at institutions of higher education. For the 2009-11 biennium almost \$35 million was distributed for capital projects. For the 2007-09 biennium, almost \$59 million was distributed, and in the 2005-07 biennium \$16.5 million was distributed for capital projects.

### **Capital Priorities**

Capital priorities for General Improvement Fund projects in 2015-17 remain the same as those established in past biennia by the Arkansas Higher Education Coordinating Board. Those priorities are as follows:

- Technology infrastructure improvements including: installations or upgrades of local area networks (LANS), campus infrastructure to support increased bandwidth, and instructional technology equipment for classrooms and laboratories, as well as distance learning delivery systems.
- Critical maintenance projects where critical needs are defined as those which must be addressed before the end of 2013 and which, if neglected, could result in substantial damage to the structural integrity of the building, or are related to the imminent failure of building systems such as HVAC, electrical and plumbing. In addition, critical maintenance projects include those associated with ADA compliance and/or safety needs.
- Improvements in instructional, research, and clinical equipment as well as library holdings and technology.
- Renovation of existing facilities to address changing program needs.
- New construction of facilities when renovation of an existing building to meet the need is either not cost effective or is not an option, e.g., new space to address enrollment growth.

In light of these priorities, institutions have responded with capital needs for the 2015-17 biennium. ADHE staff has evaluated the requests and has recommended capital projects that meet the strategic needs of higher education through 2017.

## **Capital 2015-17 Recommendations**

Arkansas higher education now has a current replacement value for its educational and general (E&G) space of approximately \$5.4 billion. When this information is coupled with the fact that statewide, approximately 47 percent of the useful life of campus facilities has been expended, it is not surprising that the capital request for higher education is significant.

### **Construction, Renovation and Technology Infrastructure Projects**

Institutions requested \$946 million in capital construction/renovation and technology infrastructure projects. Recommendations were made on the basis of the following criteria and institutions' demonstrating a compelling need for the projects.

- Institutional need for additional E&G square footage
- Condition of facilities (facilities condition index factor, critical maintenance needs)
- Age of facilities
- Debt service (capacity and utilization)
- Enrollment
- SREB category of the institution

Of the \$151.08 million recommended, \$73 million (48.3 percent) is for four-year institutions; \$57.67 million (38.2 percent) for two-year institutions; \$17.44 million (11.5 percent) for non-formula entities; and \$2.97 million (2 percent) for technical institutes.

Four-year institutions represent 53.3 percent of total higher education facilities assets, while the two-year institutions and non-formula entities have 24.2 percent and 21.8 percent of the total assets, respectively. Technical institutes represent approximately 0.7 percent of the total assets. A narrative description of each recommended construction/renovation and technology infrastructure project follows in Table 2.

## Deferred Maintenance

Educational and General Maintenance needs for all institutions total over \$2.5 billion. The four-year institutions have a maintenance need of \$1.5 billion (60.6 percent); the two-year maintenance need is \$416 million (16.2 percent); and the non-formula and technical institute maintenance needs are \$580 million (22.5 percent) and \$18 million (0.7 percent) respectively.

Recommendations are based on two percent of the institution's total maintenance need. The total deferred maintenance need and recommendation for each institution can be found on Table 1. Staff recommends approximately \$51.3 million for deferred maintenance needs.

## Equipment and Library

Staff recommends approximately \$23.2 million for equipment and library needs. This recommendation is based on \$150/weighted FTE for the four-year, two-year and technical institutions.

## Summary

The capital recommendation is significant given the projected revenues to support the projects; however, these recommendations reflect the continuing need to maintain the state's investment in higher education facilities and keep pace with the technological advances that are necessary for cutting edge academic programs. Project categories and recommendations are summarized as follows:

<b><u>Project Category</u></b>	<b><u>Recommendations</u></b>
Renovation, Construction and Technology Infrastructure	\$151,080,162
Deferred Maintenance	51,310,000
Equipment and Library	23,230,827
<b>GRAND TOTAL</b>	<b>\$225,620,989</b>

THIS PAGE INTENTIONALLY LEFT BLANK

**Table 1: Summary of Capital Requests / Recommendations for the 2015-2017 Biennium**

INSTITUTION/ PROJECT NAME	PROJECT TYPE	REQUESTED AMOUNT	ADHE RECOMM.	Priority	
				A	B
<b>ASUJ</b>					
Projects:					
Wilson Hall Repurpose for new academic programs	Renovation	\$3,051,950	3,000,000	3,000,000	
College of Fine Arts Studio Addition/ Annex Removal	New Construction / ADA	\$6,343,783	3,000,000	3,000,000	
International Student Center Replacement/Removal	New Construction	\$8,996,845	2,000,000	2,000,000	
New College of Business Building	New Construction	\$24,209,845			
Existing College of Business Building Repurpose	Renovation	\$9,934,169			
Administrative Annex Removal/Relocation of Central Tele-communications Equipment	New Construction	\$1,352,432			
Project Total		53,889,023	8,000,000	8,000,000	
Deferred Maintenance		230,923,052	4,620,000	4,620,000	
Replacement Equipment & Library			2,273,164	2,273,164	
<b>Total</b>		<b>284,812,075</b>	<b>14,893,164</b>	<b>14,893,164</b>	
<b>ATU</b>					
Projects:					
Academic Classroom Facility	New Construction	16,815,350	3,000,000	3,000,000	
Technology	Technology Infrastructure	4,338,680	2,500,000	2,500,000	
Educational and General Buildings	Renovation & Critical Maintenance	4,916,193	2,000,000	2,000,000	
Project Total		26,070,223	7,500,000	7,500,000	
Deferred Maintenance		105,835,777	2,120,000	2,120,000	
Replacement Equipment & Library			1,318,855	1,318,855	
<b>Total</b>		<b>131,906,000</b>	<b>10,938,855</b>	<b>10,938,855</b>	
<b>HSU</b>					
Projects:					
Phase I Campus Renovation	Renovation/Remodeling	8,100,000	3,000,000	3,000,000	
School of Business Building / Mooney Hall	New Construction & Renovation	14,139,000	2,000,000	2,000,000	
Henderson State University LANS	Technology Infrastructure	8,000,000	1,800,000	1,800,000	
Hot Springs Education Center	Equipment	200,000	200,000	200,000	
Underground Electrical Distribution	Energy Conservation	2,200,000		0	
Land Acquisition	Other	600,000		0	
Project Total		33,239,000	7,000,000	7,000,000	
Deferred Maintenance		84,681,599	1,690,000	1,690,000	
Replacement Equipment & Library			596,197	596,197	
<b>Total</b>		<b>117,920,599</b>	<b>9,286,197</b>	<b>9,286,197</b>	

**Table 1: Summary of Capital Requests / Recommendations for the 2015-2017 Biennium**

INSTITUTION/ PROJECT NAME	PROJECT TYPE	REQUESTED AMOUNT	ADHE RECOMM.	Priority	
				A	B
<b>SAUM</b>					
<b>Projects:</b>					
Engineer Instructional Lab	New Construction	2,333,950	2,333,950	2,333,950	
Technology Upgrades	Technology Infrastructure	2,951,771	2,666,050	2,666,050	
Agricultural Instructional Lab Facilities	New Construction	1,405,500	1,405,500	1,405,500	
STEM Training Center	Renovation	3,889,902	594,500	594,500	
<b>Project Total</b>		<b>10,581,123</b>	<b>7,000,000</b>	<b>7,000,000</b>	
Deferred Maintenance		82,788,299	1,660,000	1,660,000	
Replacement Equipment & Library			516,183	516,183	
<b>Total</b>		<b>93,369,422</b>	<b>9,176,183</b>	<b>9,176,183</b>	
<b>UAF</b>					
<b>Projects:</b>					
Kimpel Hall / Classroom Block	Renovation	9,559,758	9,000,000	9,000,000	
Science Building	Renovation	4,944,189		0	
Fine Arts Center	Restoration / Renovation	20,823,165		0	
Library Offsite Storage Building	New Construction	11,412,627		0	
Business Building / Systems Renewal	Renovation	10,746,788		0	
Human Environmental Sciences Building	Restoration / Renovation	9,795,619		0	
John A. White Jr. Engineering Hall	Restoration / Addition	19,580,820		0	
Memorial Hall	Restoration / Renovation	16,845,092		0	
Mullins Library	Renovation	15,438,390		0	
Agriculture Building	Restoration / Renovation	18,721,361		0	
Nanoscale Mat, Sci and Eng - 3rd Flr Fitbut & Cleanrm	New Construction (Interior Only)	5,990,855		0	
<b>Project Total</b>		<b>143,858,664</b>	<b>9,000,000</b>	<b>9,000,000</b>	
Deferred Maintenance		421,434,605	8,430,000	8,430,000	
Replacement Equipment & Library			4,592,908	4,592,908	
<b>Total</b>		<b>565,293,269</b>	<b>22,022,908</b>	<b>22,022,908</b>	
<b>UAFS</b>					
<b>Projects:</b>					
Education Building	New Construction	8,498,530	3,500,000	3,500,000	
Math-Science Building	Renovation	6,163,082	3,000,000	3,000,000	
<b>Project Total</b>		<b>14,661,612</b>	<b>6,500,000</b>	<b>6,500,000</b>	
Deferred Maintenance		65,929,659	1,320,000	1,320,000	
Replacement Equipment & Library			909,520	909,520	
<b>Total</b>		<b>80,591,271</b>	<b>8,729,520</b>	<b>8,729,520</b>	



**Table 1: Summary of Capital Requests / Recommendations for the 2015-2017 Biennium**

INSTITUTION/ PROJECT NAME	PROJECT TYPE	REQUESTED AMOUNT	ADHE RECOMM.	Priority	
				A	B
<b>UALR</b>					
Projects:					
Technology Infrastructure Improvements	Technology Infrastructure	9,735,627	3,000,000	3,000,000	
Building Infrastructure / Critical Maintenance	Critical Maintenance	6,309,909	3,000,000	3,000,000	
Innovation Center	New Construction	9,401,276	2,000,000	2,000,000	
Nanotechnology Center (CINS)	New Construction	4,028,900		0	
Classroom Technology Improvements	Technology Infrastructure	2,281,949		0	
Science Classroom / Laboratory	New Construction	23,071,117		0	
Communications Classroom / Lab	New Construction	20,560,684		0	
Applied Arts Building	New Construction	25,987,415		0	
Sequoia National Research Center	New Construction	8,071,218		0	
Larson Hall Renovation	Renovation	5,275,256		0	
Education Building Renovation	Renovation	5,669,259		0	
Project Total		120,392,610	8,000,000	8,000,000	
Deferred Maintenance		243,114,766	4,860,000	4,860,000	
Replacement Equipment & Library			2,139,365	2,139,365	
<b>Total</b>		<b>363,507,376</b>	<b>14,999,365</b>	<b>14,999,365</b>	
<b>UAM</b>					
Projects:					
Construction of New Math and Science Center	New Construction	20,000,000	4,000,000	4,000,000	
Renovation of Music Building	Renovation	1,000,000	1,000,000	1,000,000	
Renovation of Fine Arts Center	Renovation	1,200,000	1,000,000	1,000,000	
Academic Learning Center	New Construction	8,800,000		0	
Campus Roadway and Parking Improvements	New Construction	1,200,000		0	
Re-cable Campus Buildings	Technology Infrastructure	300,000		0	
Renovation of University Center	Renovation	1,400,000		0	
Project Total		33,900,000	6,000,000	6,000,000	
Deferred Maintenance		74,048,463	1,480,000	1,480,000	
Replacement Equipment & Library			382,106	382,106	
<b>Total</b>		<b>107,948,463</b>	<b>7,862,106</b>	<b>7,862,106</b>	

**Table 1: Summary of Capital Requests / Recommendations for the 2015-2017 Biennium**

INSTITUTION/ PROJECT NAME	PROJECT TYPE	REQUESTED AMOUNT	ADHE RECOMM.	Priority	
				A	B
<b>UAPB</b>					
Projects:					
Campus Renovations & Repair	Renovation	12,000,000	4,000,000	4,000,000	
Nanotechnology/Biotechnology Center	New Construction	15,576,800	1,000,000	1,000,000	
Life Sciences	New Construction	10,940,900	1,000,000	1,000,000	
Biomedical/Health Science Facilities	New Construction	17,403,000		0	
Technology Upgrades	Technology Infrastructure	550,000		0	
Library Expansion	New Construction/Renovation	14,500,000		0	
Project Total		70,970,700	6,000,000	6,000,000	
Deferred Maintenance		68,531,975	1,370,000	1,370,000	
Replacement Equipment & Library			382,673	382,673	
<b>Total</b>		<b>139,502,675</b>	<b>7,752,673</b>	<b>7,752,673</b>	
<b>UCA</b>					
Projects:					
Lewis Science Center Replacement	Renovation/Critical Maintenance	16,000,000	3,250,000	3,250,000	
Fiber Replacement	Technology Infrastructure	1,750,000	1,750,000	1,750,000	
Nursing/Comm. Science & Disorders	New Construction/Renovation	36,000,000	3,000,000	3,000,000	
Old Main	Renovation/Critical Maintenance	18,635,000		0	
Project Total		72,385,000	8,000,000	8,000,000	
Deferred Maintenance		172,802,413	3,460,000	3,460,000	
Replacement Equipment & Library			1,974,261.46	1,974,261	
<b>Total</b>		<b>245,187,413</b>	<b>13,434,261</b>	<b>13,434,261</b>	
<b>Subtotal Four Year</b>					
Projects		\$ 579,947,955	\$ 73,000,000	\$ 73,000,000	\$ -
Deferred Maintenance		\$ 1,550,090,608	\$ 31,010,000	\$ 31,010,000	\$ -
Equipment & Library		\$ -	\$ 15,085,233	\$ 15,085,233	\$ -
<b>Total</b>		<b>\$ 2,130,038,563</b>	<b>\$ 119,095,233</b>	<b>\$ 119,095,233</b>	<b>\$ -</b>

**Table 1: Summary of Capital Requests / Recommendations for the 2015-2017 Biennium**

INSTITUTION/ PROJECT NAME	PROJECT TYPE	REQUESTED AMOUNT	ADHE RECOMM.	Priority	
				A	B
<b>ATU - Ozark</b>					
Projects:					
Instructional Technology	Other	177,713	177,713	177,713	
Technology Building Re-Roof	Renovation/Critical Maintenance	787,549	787,549	787,549	
Project Total		965,262	965,262	965,262	
Deferred Maintenance		9,203,111	180,000	180,000	
Replacement Equipment & Library			160,150	160,150	
<b>Total</b>		<b>10,168,373</b>	<b>1,305,412</b>	<b>1,305,412</b>	
<b>UAM-Crossett</b>					
Projects:					
Workforce/Collegiate Center UAM CTC	New Construction	2,150,000	1,000,000	1,000,000	
Project Total		2,150,000	1,000,000	1,000,000	
Deferred Maintenance		4,160,026	80,000	80,000	
Replacement Equipment & Library			54,485	54,485	
<b>Total</b>		<b>6,310,026</b>	<b>1,134,485</b>	<b>1,134,485</b>	
<b>UAM-McGehee</b>					
Projects:					
General Education Building UAM CTM	New Construction	4,250,000	1,000,000	1,000,000	
Project Total		4,250,000	1,000,000	1,000,000	
Deferred Maintenance		4,992,031	100,000	100,000	
Replacement Equipment & Library			50,175	50,175	
<b>Total</b>		<b>9,242,031</b>	<b>1,150,175</b>	<b>1,150,175</b>	
<b>Subtotal Technical Institutes</b>					
Projects		\$ 7,365,262	\$ 2,965,262	\$ 2,965,262	\$ -
Deferred Maintenance		\$ 18,355,168	\$ 360,000	\$ 360,000	\$ -
Replacement Equipment & Library		\$ -	\$ 264,810	\$ 264,810	\$ -
<b>Total</b>		<b>\$ 25,720,430</b>	<b>\$ 3,590,072</b>	<b>\$ 3,590,072</b>	<b>\$ -</b>

**Table 1: Summary of Capital Requests / Recommendations for the 2015-2017 Biennium**

INSTITUTION/ PROJECT NAME	PROJECT TYPE	REQUESTED AMOUNT	ADHE RECOMM.	Priority	
				A	B
<b>ASU-SYS</b>					
Projects:					
NO REQUESTS		0	0	0	
Project Total		0	0	0	
Deferred Maintenance		0	0	0	
Replacement Equipment & Library			0	0	
<b>Total</b>		<b>0</b>	<b>0</b>	<b>0</b>	
<b>SAUT - Environmental Training Academy</b>					
Projects:					
NO REQUESTS		0	0	0	
Project Total		0	0	0	
Deferred Maintenance		690,174	10,000	10,000	
Replacement Equipment & Library			0	0	
<b>Total</b>		<b>690,174</b>	<b>10,000</b>	<b>10,000</b>	
<b>SAUT - Fire Training Academy</b>					
Projects:					
Dormitory	New Construction	4,335,708	1,000,000	1,000,000	
Confined Space/Rescue Tech	New Construction	500,000	500,000	500,000	
Driving Course	New Construction	3,000,000		0	
Project Total		7,835,708	1,500,000	1,500,000	
Deferred Maintenance		2,760,696	60,000	60,000	
Replacement Equipment & Library			0	0	
<b>Total</b>		<b>10,596,404</b>	<b>1,560,000</b>	<b>1,560,000</b>	

**Table 1: Summary of Capital Requests / Recommendations for the 2015-2017 Biennium**

INSTITUTION/ PROJECT NAME	PROJECT TYPE	REQUESTED AMOUNT	ADHE RECOMM.	Priority	
				A	B
<b>UA - Div. Of Agriculture</b>					
Projects:					
Agricultural Experiment Station Headquarters	New Construction	2,500,000	2,500,000	2,500,000	
Coleman Creek Bank Stabilization	Other	200,000	200,000	200,000	
Arkansas Agricultural Research and Extension Centers and Stations	Renovation or Remodel	1,000,000	1,000,000	1,000,000	
Food Innovation Center	New Construction	1,000,000	300,000	300,000	
CES Lonoke Agricultural Center	New Construction	500,000		0	
CES Newport Extension Center	New Construction	400,000		0	
<b>Project Total</b>		<b>5,600,000</b>	<b>4,000,000</b>	<b>4,000,000</b>	
Deferred Maintenance		75,411,861	1,510,000	1,510,000	
Replacement Equipment & Library			0	0	
<b>Total</b>		<b>81,011,861</b>	<b>5,510,000</b>	<b>5,510,000</b>	
<b>UA - Clinton School</b>					
Projects:					
Servers/Production Upgrade	Technology Infrastructure	20,000	20,000	20,000	
<b>Project Total</b>		<b>20,000</b>	<b>20,000</b>	<b>20,000</b>	
Deferred Maintenance		0	0	0	
Replacement Equipment & Library			0	0	
<b>Total</b>		<b>20,000</b>	<b>20,000</b>	<b>20,000</b>	
<b>UA - Criminal Justice Institute</b>					
Projects:					
CJI Forensic Lab and Classroom Equipment	Equipment	124,500	124,500	124,500	
CJI Facility Equipment Upgrades	Equipment	240,000	240,000	240,000	
<b>Project Total</b>		<b>364,500</b>	<b>364,500</b>	<b>364,500</b>	
Deferred Maintenance		0	0	0	
Replacement Equipment & Library			0	0	
<b>Total</b>		<b>364,500</b>	<b>364,500</b>	<b>364,500</b>	
<b>UA-AAS</b>					
Projects:					
Rescuing Arkansas's Heritage	Technology Infrastructure & Equipment	59,150	59,150	59,150	
<b>Project Total</b>		<b>59,150</b>	<b>59,150</b>	<b>59,150</b>	
Deferred Maintenance		3,419,807	70,000	70,000	
Replacement Equipment & Library			0	0	
<b>Total</b>		<b>3,478,957</b>	<b>129,150</b>	<b>129,150</b>	

**Table 1: Summary of Capital Requests / Recommendations for the 2015-2017 Biennium**

INSTITUTION/ PROJECT NAME	PROJECT TYPE	REQUESTED AMOUNT	ADHE RECOMM.	Priority	
				A	B
<b>UA-AREON</b>					
Projects:					
Construction of Fiber Expansion (Ft. Smith - Alma - Fayetteville)	Technology Infrastructure	5,507,500	1,000,000	1,000,000	
Updated Equipment for 100G Capabilities	Technology Infrastructure	4,000,000		0	
Replacement of Obsolete ADVA RayExpress2 Equipment	Technology Infrastructure	2,000,000		0	
Fiber construction for 2nd route to UCA and HSU	Technology Infrastructure	2,000,000		0	
Security Equipment for remote Monitoring of Facilities	Technology Infrastructure	105,000		0	
Project Total		13,612,500	1,000,000	1,000,000	
Deferred Maintenance		0	0	0	
Replacement Equipment & Library			0	0	
<b>Total</b>		<b>13,612,500</b>	<b>1,000,000</b>	<b>1,000,000</b>	
<b>UA-ASMSA</b>					
Projects:					
Creativity and Innovation Complex	New Construction	8,500,000	1,000,000	1,000,000	
Multi-purpose Building (Community Hall)	New Construction	5,250,000	500,000	500,000	
Dist Ed Complex/Chapel MEP Repair	Renovation	4,000,000		0	
Project Total		17,750,000	1,500,000	1,500,000	
Deferred Maintenance		0	0	0	
Replacement Equipment & Library			0	0	
<b>Total</b>		<b>17,750,000</b>	<b>1,500,000</b>	<b>1,500,000</b>	
<b>UA-SYS</b>					
Projects:					
Cammack Campus	Critical Maintenance	570,000	570,000	570,000	
Technology Upgrades	Technology Infrastructure	100,000	100,000	100,000	
System Office Expansion	New Construction	1,027,655	330,000	330,000	
Project Total		1,697,655	1,000,000	1,000,000	
Deferred Maintenance		2,435,963	50,000	50,000	
Replacement Equipment & Library			0	0	
<b>Total</b>		<b>4,133,618</b>	<b>1,050,000</b>	<b>1,050,000</b>	

**Table 1: Summary of Capital Requests / Recommendations for the 2015-2017 Biennium**

INSTITUTION/ PROJECT NAME	PROJECT TYPE	REQUESTED AMOUNT	ADHE RECOMM.	Priority	
				A	B
<b>UAMS</b>					
Projects:					
Student Information System	Technology Infrastructure	4,635,381	4,635,381	4,635,381	
Integrated Clinical Information System Platform On-Campus Expansion	Technology Infrastructure	9,662,800	3,364,619	3,364,619	
Renovation and Expansion of Outpatient Clinics	Renovation/New Construction	31,000,000		0	
Renovation & Infrastructure Upgrades - Ed II Building	Renovation/Energy	31,000,000		0	
Technology Upgrades for Computer Labs, Classrooms & Teaching Labs	Technology Infrastructure / Equipment	2,254,500		0	
Construct New Central Administration "Replacement" Building	New Construction	41,000,000		0	
<b>Project Total</b>		<b>119,552,681</b>	<b>8,000,000</b>	<b>8,000,000</b>	
Deferred Maintenance		495,309,487	9,910,000	9,910,000	
Replacement Equipment & Library			1,777,240	1,777,240	
<b>Total</b>		<b>614,862,168</b>	<b>19,687,240</b>	<b>19,687,240</b>	
<b>Subtotal Non-Formula</b>					
Projects		\$ 166,492,194	\$ 17,443,650	\$ 17,443,650	\$ -
Deferred Maintenance		\$ 576,608,181	\$ 11,610,000	\$ 11,540,000	\$ -
Equipment & Library		\$ -	\$ 1,777,240	\$ 1,777,240	\$ -
<b>Total</b>		<b>\$ 746,520,182</b>	<b>\$ 30,830,890</b>	<b>\$ 30,830,890</b>	<b>\$ -</b>

**Table 1: Summary of Capital Requests / Recommendations for the 2015-2017 Biennium**

INSTITUTION/ PROJECT NAME	PROJECT TYPE	REQUESTED AMOUNT	ADHE RECOMM.	Priority	
				A	B
<b>ANC</b>					
Projects:					
Workforce Training Building	New Construction	3,991,000	2,750,000	2,750,000	
Nursing & Allied Health Building (Paragould)	New Construction	3,415,000		0	
Center for Science and Technology	New Construction	11,000,000		0	
Project Total		18,406,000	2,750,000	2,750,000	
Deferred Maintenance		16,032,964	320,000	320,000	
Replacement Equipment & Library			155,815	155,815	
<b>Total</b>		<b>34,438,964</b>	<b>3,225,815</b>	<b>3,225,815</b>	
<b>ASUB</b>					
Projects:					
IT Services Data Center	New Construction	2,813,000	2,813,000	2,813,000	
State Hall	Renovation	2,627,032	437,000	437,000	
Heber Springs Academic Center Expansion	New Construction	2,456,000		0	
Project Total		7,896,032	3,250,000	3,250,000	
Deferred Maintenance		48,856,384	980,000	980,000	
Replacement Equipment & Library			488,585	488,585	
<b>Total</b>		<b>56,752,416</b>	<b>4,718,585</b>	<b>4,718,585</b>	
<b>ASUMH</b>					
Projects:					
Occupational Technical Center	Renovation	2,000,000	2,000,000	2,000,000	
Health and Wellness Center	New Construction	4,500,000	750,000	750,000	
Security System Upgrades	Technology Infrastructure	200,000		0	
Replacement Equipment & Library	Renovation	1,000,000		0	
Project Total		7,700,000	2,750,000	2,750,000	
Deferred Maintenance		8,871,977	180,000	180,000	
Replacement Equipment & Library			179,260	179,260	
<b>Total</b>		<b>16,571,977</b>	<b>3,109,260</b>	<b>3,109,260</b>	



**Table 1: Summary of Capital Requests / Recommendations for the 2015-2017 Biennium**

INSTITUTION/ PROJECT NAME	PROJECT TYPE	REQUESTED AMOUNT	ADHE RECOMM.	Priority	
				A	B
<b>ASUN</b>					
Projects:					
Multi-Purpose Building (JB)	New Construction	2,000,000	2,000,000	2,000,000	
Academic Building Renovation (JB)	Renovation	750,000	750,000	750,000	
Enterprise Resource Planning/Student Information System	Other	750,000		0	
Nursing and Allied Health Building (NP)	New Construction	3,056,500		0	
Classroom Building (JB)	New Construction	2,150,000		0	
Walton Hall Remodel and Energy Efficiency Upgrades	Renovation	725,000		0	
Project Total		9,431,500	2,750,000	2,750,000	
Deferred Maintenance		15,088,855	300,000	300,000	
Replacement Equipment & Library			239,545	239,545	
<b>Total</b>		<b>24,520,355</b>	<b>3,289,545</b>	<b>3,289,545</b>	
<b>BRTC</b>					
Projects:					
Energy Efficient Lighting Upgrades	Critical Maintenance	500,000	500,000	500,000	
HVAC Mechanical Upgrade Admin Building	Critical Maintenance	85,000	85,000	85,000	
Paragould Campus Building Expansion	New Construction	7,000,000	2,165,000	2,165,000	
Student Information System Upgrade	Technology Infrastructure	740,000		0	
Campus Security Upgrades	Technology Infrastructure	637,000		0	
Digital Signage	Technology Infrastructure	50,000		0	
Renovation to Repurpose Nursing Building	Renovation	750,000		0	
Classroom Video & Multimedia Upgrades	Equipment	265,000		0	
Law Enforcement Training Academy Barracks	New Construction	3,686,362		0	
Project Total		13,713,362	2,750,000	2,750,000	
Deferred Maintenance		17,314,943	350,000	350,000	
Replacement Equipment & Library			282,075	282,075	
<b>Total</b>		<b>31,028,305</b>	<b>3,382,075</b>	<b>3,382,075</b>	
<b>CCCUA</b>					
Projects:					
Education Center	New Construction	5,000,000	2,750,000	2,750,000	
Technology Upgrades	Technology Infrastructure	1,000,000		0	
Project Total		6,000,000	2,750,000	2,750,000	
Deferred Maintenance		13,768,163	280,000	280,000	
Replacement Equipment & Library			152,105	152,105	
<b>Total</b>		<b>19,768,163</b>	<b>3,182,105</b>	<b>3,182,105</b>	

**Table 1: Summary of Capital Requests / Recommendations for the 2015-2017 Biennium**

INSTITUTION/ PROJECT NAME	PROJECT TYPE	REQUESTED AMOUNT	ADHE RECOMM.	Priority	
				A	B
<b>COTO</b>					
Projects:					
Workforce Innovation Center Renovation	Renovation	300,000	300,000	300,000	
Conference and Student Center	New Construction	9,030,000	2,200,000	2,200,000	
Health/Science Technology Building	New Construction	6,834,000		0	
Technology Infrastructure Improvements	Technology Infrastructure	225,000		0	
Cosmetology Expansion	New Construction	440,000		0	
Project Total		16,829,000	2,500,000	2,500,000	
Deferred Maintenance		9,221,857	180,000	180,000	
Replacement Equipment & Library			143,050	143,050	
<b>Total</b>		<b>26,050,857</b>	<b>2,823,050</b>	<b>2,823,050</b>	
<b>EACC</b>					
Projects:					
Technology Infrastructure	Renovation	182,500	182,500	182,500	
Maintenance Building	New Construction / Renovation	195,000	195,000	195,000	
Student Center	New Construction	1,844,000	1,844,000	1,844,000	
Renovation of Classroom Bld. 3	Renovation	1,115,500	28,500	28,500	
Project Total		3,337,000	2,250,000	2,250,000	
Deferred Maintenance		12,910,860	260,000	260,000	
Replacement Equipment & Library			137,035	137,035	
<b>Total</b>		<b>16,247,860</b>	<b>2,647,035</b>	<b>2,647,035</b>	
<b>MSCC</b>					
Projects:					
Aviation Annex	New Construction	6,443,380	2,750,000	2,750,000	
Project Total		6,443,380	2,750,000	2,750,000	
Deferred Maintenance		20,223,741	400,000	400,000	
Replacement Equipment & Library			178,465	178,465	
<b>Total</b>		<b>26,667,121</b>	<b>3,328,465</b>	<b>3,328,465</b>	

**Table 1: Summary of Capital Requests / Recommendations for the 2015-2017 Biennium**

INSTITUTION/ PROJECT NAME	PROJECT TYPE	REQUESTED AMOUNT	ADHE RECOMM.	Priority	
				A	B
<b>NAC</b>					
Projects:					
Library Renovation	Renovation	684,000	684,000	684,000	
Technology Upgrade and Relocation	Technology Infrastructure & Renovation	1,015,000	1,015,000	1,015,000	
Learning Commons	Renovation	448,000	448,000	448,000	
Project Total		2,147,000	2,147,000	2,147,000	
Deferred Maintenance		21,331,342	430,000	430,000	
Replacement Equipment & Library			248,630	248,630	
<b>Total</b>		<b>23,478,342</b>	<b>2,825,630</b>	<b>2,825,630</b>	
<b>NPCC</b>					
Projects:					
Infrastructure Improvements	Technology Infrastructure	1,409,000	1,409,000	1,409,000	
Classroom Technology	Technology Infrastructure	667,100	667,100	667,100	
Construction of Post-Secondary Technology Center	New Construction	8,928,600	923,900	923,900	
Project Total		11,004,700	3,000,000	3,000,000	
Deferred Maintenance		21,216,868	420,000	420,000	
Replacement Equipment & Library			324,135	324,135	
<b>Total</b>		<b>32,221,568</b>	<b>3,744,135</b>	<b>3,744,135</b>	
<b>NWACC</b>					
Projects:					
Washington County Center	New Construction	961,325	961,325	961,325	
Burns Hall Bathroom Renovation	Renovation	289,452	289,452	289,452	
Shewmaker Ctr for Workforce Technologies Roof Replacement	Other	277,000	277,000	277,000	
Burns Hall Main Entry Concrete Replacement	Other	68,632	68,632	68,632	
Library Remodel	Renovation	111,300	111,300	111,300	
Health Professions 3rd Floor	New Construction	1,506,875	1,506,875	1,506,875	
Storm Drainage, Leveling, & Replanting (after removal of railroad spur)	Other	190,000	190,000	190,000	
Burns Hall Generator	Other	26,750	26,750	26,750	
Storage Area Network (SAN) Upgrade	Technology Infrastructure	184,369	184,369	184,369	
New Physical Plant Facility	New Construction	400,000	134,297	134,297	
NWACC Exterior Signage	Other	141,000		0	
Project Total		4,156,703	3,750,000	3,750,000	
Deferred Maintenance		20,361,832	410,000	410,000	
Replacement Equipment & Library			826,070	826,070	
<b>Total</b>		<b>24,518,535</b>	<b>4,986,070</b>	<b>4,986,070</b>	

**Table 1: Summary of Capital Requests / Recommendations for the 2015-2017 Biennium**

INSTITUTION/ PROJECT NAME	PROJECT TYPE	REQUESTED AMOUNT	ADHE RECOMM.	Priority	
				A	B
<b>OZC</b>					
Projects:					
Information Technology Center & Student Center	New Construction	1,500,000	1,500,000	1,500,000	
Health & Fitness Center	New Construction	750,000	750,000	750,000	
Fulton County Education Center	New Construction	2,000,000	500,000	500,000	
Project Total		4,250,000	2,750,000	2,750,000	
Deferred Maintenance		10,141,424	200,000	200,000	
Replacement Equipment & Library			172,650	172,650	
<b>Total</b>		<b>14,391,424</b>	<b>3,122,650</b>	<b>3,122,650</b>	
<b>PCCUA</b>					
Projects:					
Roof Repair & Replacement-6 Bldgs	Renovation	655,000	655,000	655,000	
Technology Upgrade	Technology Infrastructure	225,000	225,000	225,000	
Chiller Repair-Stuttgart Campus	Renovation	115,000	115,000	115,000	
Boiler Replacement	Renovation	89,250	89,250	89,250	
Fine Arts Building Insulation	Renovation	25,000	25,000	25,000	
Small Business Incubator Elevator	Renovation	135,000	135,000	135,000	
Project Total		1,244,250	1,244,250	1,244,250	
Deferred Maintenance		50,410,321	1,010,000	1,010,000	
Replacement Equipment & Library			172,425	172,425	
<b>Total</b>		<b>51,654,571</b>	<b>2,426,675</b>	<b>2,426,675</b>	
<b>PTC</b>					
Projects:					
Technology Infrastructure Upgrade	Technology Infrastructure	5,484,612	3,500,000	3,500,000	
Automotive Trainers Equipment	Instructional Equipment	75,000	75,000	75,000	
Welding Technology Center	Renovation	2,000,000	175,000	175,000	
Project Total		7,559,612	3,750,000	3,750,000	
Deferred Maintenance		25,242,688	500,000	500,000	
Replacement Equipment & Library			1,187,205	1,187,205	
<b>Total</b>		<b>32,802,300</b>	<b>5,437,205</b>	<b>5,437,205</b>	

**Table 1: Summary of Capital Requests / Recommendations for the 2015-2017 Biennium**

INSTITUTION/ PROJECT NAME	PROJECT TYPE	REQUESTED AMOUNT	ADHE RECOMM.	Priority	
				A	B
<b>RMCC</b>					
Projects:					
Technology Upgrade of Lecture Hall	Technology Infrastructure/Renovation	590,500	590,500	590,500	
Technology Upgrade of Science Labs	Technology Infrastructure/Renovation	620,500	620,500	620,500	
Allied Health Equipment	Clinical/Instructional Equipment	200,500	200,500	200,500	
Fine Arts Performance Center	New Construction	8,390,000	338,500	338,500	
Project Total		9,801,500	1,750,000	1,750,000	
Deferred Maintenance		4,084,421	80,000	80,000	
Replacement Equipment & Library			92,920	92,920	
<b>Total</b>		<b>13,885,921</b>	<b>1,922,920</b>	<b>1,922,920</b>	
<b>SACC</b>					
Projects:					
Advanced Manufacturing Center	New Construction	450,000	450,000	450,000	
Health Science Center Addition	New Construction	2,986,250	2,300,000	2,300,000	
Library/Learning Center Expansion	New Construction	2,951,000		0	
Jenzabar Upgrade	Other	655,000		0	
Renovation of Career Technical Education Center (formerly	Renovation	298,960		0	
Lighting & Signage at East Campus	Other	250,000		0	
Technology Infrastructure	Technology Infrastructure	267,635		0	
Project Total		7,858,845	2,750,000	2,750,000	
Deferred Maintenance		19,421,238	390,000	390,000	
Replacement Equipment & Library			181,295	181,295	
<b>Total</b>		<b>27,280,083</b>	<b>3,321,295</b>	<b>3,321,295</b>	
<b>SAUT</b>					
Projects:					
Career and Workforce Development Center	New Construction	7,872,500	2,750,000	2,750,000	
Administration/Business Bld Renovation	Renovation	1,605,000		0	
Project Total		9,477,500	2,750,000	2,750,000	
Deferred Maintenance		31,057,828	620,000	620,000	
Replacement Equipment & Library			199,525	199,525	
<b>Total</b>		<b>40,535,328</b>	<b>3,569,525</b>	<b>3,569,525</b>	

**Table 1: Summary of Capital Requests / Recommendations for the 2015-2017 Biennium**

INSTITUTION/ PROJECT NAME	PROJECT TYPE	REQUESTED AMOUNT	ADHE RECOMM.	Priority	
				A	B
<b>SEAC</b>					
Projects:					
Security (Cameras All Buildings)	Other	100,000	100,000	100,000	
Tech Center South - Transformers	Critical Maintenance	25,000	25,000	25,000	
ADA Update	Other	50,000	50,000	50,000	
Sewer Repair	Critical Maintenance	750,000	750,000	750,000	
Projectors for Classrooms	Other	105,000	105,000	105,000	
Project Total		1,030,000	1,030,000	1,030,000	
Deferred Maintenance		14,835,970	300,000	300,000	
Replacement Equipment & Library			178,910	178,910	
<b>Total</b>		<b>15,865,970</b>	<b>1,508,910</b>	<b>1,508,910</b>	
<b>UACCB</b>					
Projects:					
Workforce Training Center	New Construction	2,082,000	2,000,000	2,000,000	
Instructional Equipment	Technology Infrastructure	600,000	600,000	600,000	
Stabilization for Vehicular bridge	Critical Maintenance	250,000	150,000	150,000	
Land Acquisition	Other	1,205,000		0	
General Instruction Classroom Building	New Construction	2,513,700		0	
Business and Industry Building	New Construction	2,195,100		0	
Underground Utility Renovation	Renovation	200,000		0	
Student Services/Administration/Class	New Construction	4,080,000		0	
Project Total		13,125,800	2,750,000	2,750,000	
Deferred Maintenance		7,935,373	160,000	160,000	
Replacement Equipment & Library			151,380	151,380	
<b>Total</b>		<b>21,061,173</b>	<b>3,061,380</b>	<b>3,061,380</b>	
<b>UACCH</b>					
Projects:					
Instructional Technology	Technology Infrastructure	420,000	420,000	420,000	
Testing Center	Renovation	685,000	685,000	685,000	
Texarkana Classroom Building	New Construction	10,418,000	1,645,000	1,645,000	
Community Education Building	New Construction	3,991,750		0	
Project Total		15,514,750	2,750,000	2,750,000	
Deferred Maintenance		9,566,678	190,000	190,000	
Replacement Equipment & Library			156,895	156,895	
<b>Total</b>		<b>25,081,428</b>	<b>3,096,895</b>	<b>3,096,895</b>	

**Table 1: Summary of Capital Requests / Recommendations for the 2015-2017 Biennium**

INSTITUTION/ PROJECT NAME	PROJECT TYPE	REQUESTED AMOUNT	ADHE RECOMM.	Priority	
				A	B
<b>UACCM</b>					
Projects:					
Workforce Training Center	New Construction	11,174,500	2,750,000	2,750,000	
Allied Health Building	New Construction	4,500,000		0	
Project Total		15,674,500	2,750,000	2,750,000	
Deferred Maintenance		18,330,915	370,000	370,000	
Replacement Equipment & Library			255,570	255,570	
<b>Total</b>		<b>34,005,415</b>	<b>3,375,570</b>	<b>3,375,570</b>	
<b>Subtotal Two-Year</b>					
Projects		\$ 192,601,434	\$ 57,671,250	\$ 57,671,250	\$ -
Deferred Maintenance		\$ 416,226,642	\$ 8,330,000	\$ 8,330,000	\$ -
Equipment & Library		\$ -	\$ 6,103,545	\$ 6,103,545	\$ -
<b>Total</b>		<b>\$ 608,828,076</b>	<b>\$ 72,104,795</b>	<b>\$ 72,104,795</b>	<b>\$ -</b>
<b>Grand Total</b>					
Projects		\$ 946,406,845	\$ 151,080,162	\$ 151,080,162	\$ -
Deferred Maintenance		\$ 2,561,280,599	\$ 51,310,000	\$ 51,240,000	
Equipment & Library		\$ -	\$ 23,230,827	\$ 23,230,827	\$ -
<b>Total</b>		<b>\$ 3,511,107,251</b>	<b>\$ 225,620,989</b>	<b>\$ 225,620,989</b>	<b>\$ -</b>

THIS PAGE INTENTIONALLY LEFT BLANK



**Table 2: Narrative Descriptions of Capital Projects for the 2015-2017 Biennium\***

---

**Universities:**

**Arkansas State University**

**Wilson Hall Renovation.** Arkansas State University proposes renovation of Wilson Hall to address architectural renovation of existing Wilson Hall classroom and office spaces repurposing for new academic programs. Current academic programs will be relocated to Humanities and Social Sciences building in summer 2015.

**Recommendation: \$3,000,000 (Category A)**

**College of Fine Arts Studio Addition/Annex Removal.** Arkansas State University proposes new construction that will provide a new Studio Arts addition to the College of Fine Arts center as a replacement and removal of the Fine Arts Annex. The Fine Arts Annex does not meet current programmatic needs and the building has accessibility (ADA) and other infrastructure deficiencies.

**Recommendation: \$3,000,000 (Category A)**

**International Student Center Replacement/Removal.** Arkansas State University proposes complete architectural and infrastructure renovation of the International Student Center building for classroom and office space. Original building was constructed in 1954, with last significant renovation in 1984. Age of building systems warrants a complete renovation to achieve academic programmatic purpose.

**Recommendation: \$2,000,000 (Category A)**

**Arkansas Tech University**

**Academic Classroom Facility.** Arkansas Tech University requests construction of an Academic Classroom Facility that will include classrooms, labs, and faculty offices. The square footage of the building is estimated at approximately 60,000 square feet. The last freestanding classroom facility constructed at Arkansas Tech University was completed in 2009. This was the first freestanding classroom facility constructed since 1988. The need for classroom and faculty office space has

grown faster than funding has kept pace. While this new classroom building has relieved some of ATU's space requirements, the 24-year period of time between funding for classroom buildings has still left Arkansas Tech University with a huge lag in being able to meet the facility needs of the students and faculty. The facility requested is expected to house the Emergency Management Program and the School of Behavioral Sciences. The two programs are currently housed in older facilities that are not designed to serve the total needs of these programs. The new building is a critical need for Arkansas Tech University.

**Recommendation: \$3,000,000 (Category A)**

**Educational and General Buildings.** Arkansas Tech University requests \$4,916,193 for renovation and critical maintenance of approximately 253,000 square feet of educational and general space. This includes updates to lab and classroom spaces, the repair of outdated HVAC systems and other repairs to assure continued functionality of the McEver Science, Hull, Williamson, Crabaugh and Corley buildings and Dean Hall. This is the third request for this project.

**Recommendation: \$2,000,000 (Category A)**

### **Henderson State University**

**Phase I Campus Renovations.** Henderson State University has requested funds to be utilized to remodel Art Annex, Art Studio, Russell Fine Arts, Evans Hall, Education Center, McBrien Hall, and various other Education & General buildings. This request has been previously requested.

**Recommendation: \$3,000,000 (Category A)**

**School of Business Building/Mooney Hall.** Henderson State University Proposes new construction and renovation that will provide a new School of Business building and renovation of Mooney Hall, the current location of the School of Business. The new building will house the School of Business and the Small Business Development Center. The second and third floors of Mooney Hall, which presently house the School of Business will be renovated for use by various Student Affairs offices. This is the sixth request for this project.

**Recommendation: \$2,000,000 (Category A)**

**Henderson State University LANS.** Henderson State University is making this request to ensure that its local area network can support the new bandwidth increases made available by the ARE-ON state fiber network, HSU will need to

upgrade the campus network infrastructure. The current fiber plant on campus consists of the older multi-mode fiber that does not have the capability of supporting the higher bandwidths available on current LAN's. HSU will need to install new single mode fiber across campus to take advantage of these higher bandwidths. Each building on campus has a fiber switch connection and that fiber switch connection will need to be replaced by a fiber switch that can support the newer single-mode fiber and its higher bandwidth. Many of the older buildings on campus have network wiring that cannot support the 1GB bandwidth that is now common on campus networks. This request has been made previously for this project.

**Recommendation: \$1,800,000 (Category A)**

**Hot Springs Education Center.** Henderson State University is making this request to furnish and equip its Hot Springs Education Center.

**Recommendation: \$200,000 (Category A)**

### **Southern Arkansas University-Magnolia**

**Engineer Instructional Lab.** Southern Arkansas University is making this request for construction of mechanical and electrical hands-on labs necessary for newly approved engineer program scheduled to start in August of 2015. The facility will also provide a classroom, state of the art engineer systems simulators and a CAD based computer lab.

**Recommendation: \$2,333,950 (Category A)**

**Technology Upgrades.** Southern Arkansas University is making this request for the following improvements – 1) Campus Wireless Infrastructure Upgrade: This project involves the upgrading and expansion of the wireless infrastructure in student housing facilities to provide more bandwidth, coverage, and reliable connectivity for residents. 2) Campus Network Copper Wiring Upgrades: This project involves the upgrading of old network wiring plus new wiring for buildings that either are not fully wired now or have never been wired. This includes wiring of all the existing student housing facilities which currently rely entirely on wireless connectivity to provide students' access to the campus network. The wireless coverage has been problematic with weak or non-existent coverage in some areas. 3) Campus Network Backbone Fiber Optics Upgrades: In addition to upgrading some network electronics, this project includes the installation of new fiber optic cabling to all buildings to establish a ring topology for the campus backbone connections. 4) Voice over Internet Protocol: This project will transition the entire campus community to Voice over IP (VoIP) from the current PBX

telephone system. This migration has begun where opportunities are fundable, but the mixture of VoIP and PBX phones has caused some problems that will not exist once the entire campus has been converted. 5) Establishment of a Network Access Control (NAC) System for the Campus Network: This is needed to provide complete compliance with the Communications Assistance for Law Enforcement Act of 1994 (CALEA) and to allow for control of device activities on the campus network. The establishment of a NAC will result in better utilization of network resources, thus better performance can be achieved for everyone. A NAC would require authentication to access the network thus restricting access to valid students, faculty, and staff. Additionally when a system connects, it can be checked for valid anti-virus software and current Windows updates which will reduce the network volatilities/risks at any given time. This is the second request for this project.

**Recommendation: \$2,666,050 (Category A)**

**Agricultural Instructional Lab Facilities.** Southern Arkansas University is making this request to construct the following: 1) Poultry Operations Lab: The intent of this project is to provide a teaching and research facility large enough to simulate large scale broiler house operations. Scope includes: one each 50'x150' teaching facility; one each 50'x150' research facility; and one each 50'x70' feed house and operations building. 2) Swine Operations Lab: The intent of this project is to provide a teaching facility large enough to simulate large scale swine production operations. Scope includes: one each 35'x80' teaching facility and one each 30'x60' farrowing house. (Note: Additional funding will be needed to extend existing waste utilities to the nearest ADEQ approved sewage system). 3) Ruminant Teaching Facility: The intent of this project is to provide a teaching facility large enough to simulate large scale goat and sheep ruminant operations. Scope includes: one each 40'x60' teaching facility.

**Recommendation: \$1,405,500 (Category A)**

**STEM Training Center.** Southern Arkansas University is making this request that includes renovations of the Childs Hall first floor and necessary ADA upgrades. Although constructed in 1945, this facility is structurally sound and can be economically renovated to accommodate the University's need for a dedicated Science, Technology, Engineering and Mathematics (STEM) program. The upgrades will require extensive structural, mechanical and electrical modifications necessary to meet building code, ADA and programming requirements. The facility will provide classrooms, "hands on" engineer labs, computer labs and faculty offices.

**Recommendation: \$594,500 (Category A)**

## **University of Arkansas-Fayetteville**

**Kimpel Hall.** Kimpel Hall houses the departments of Communications, Drama, English, Foreign Languages, and Journalism. It is the most populated classroom building on campus, with 29,000 scheduled credit hours per semester. After over 40 years of heavy use, the building's systems, finishes, furnishings, and technology are in great need of refurbishment. In response, the University began to renovate the building in 2009 as funds became available. To date, two auditoria, the drama workroom, a black box theater, and 29 classrooms have been renovated using facility renewal and stewardship funds. An additional three classrooms will be renovated in the summer of 2014. Funding this request would allow the university to complete the total renovation of the classroom block, including asbestos abatement and modernization of the remainder of the building interior (corridors, washrooms, and some offices). The exterior building envelope will also be renovated, including repointing (repairing the weathered joints in the brick) and replacing the single pane windows with insulated units. The roof was replaced 3-4 years ago, so it is not included in the estimates for this work. The project will be fully commissioned and constructed to the equivalent of LEED Silver or Green Globes Two Globes. This is the second request for this project.

**Recommendation: \$9,000,000 (Category A)**

## **University of Arkansas at Fort Smith**

**Education Building.** The proposed building will put the College of Education and its programs in one building. The College of Education with approximately 1200 students is the largest baccalaureate degree producing college at UAFS. Due to its continued growth, the college has classes in three different buildings comprising approximately 50,000 square feet of usage by the college. Currently, the college is housed in two of those buildings, one of which was constructed in 1956. At this time, facility constraints impair further growth of the College of Education programs. A new building of approximately 55,000-60,000 square feet of space would allow the College of Education to grow and maintain the integrity of its programs and place all of its programs in one building. The new building would contain state-of-the-art educational technology, sufficient classroom and office space to house all faculty and staff, and sufficient conference rooms for meetings and functions that are essential to the operation of the college. This is the third request for this project.

**Recommendation: \$3,500,000 (Category A)**

**Math-Science Building Renovation.** The College of Science, Technology, Engineering & Mathematics (STEM) and the College of Education are collocated in the Math-Science Building. Both are growing programs and constrained by facility limitations imposed by shared space. Plans call for the College of Education to relocate to a new building, which allows STEM to expand into the vacated space and fully occupy the MS Building. Vacated space must, however, be reconfigured. Requested funding will support the planning, design, renovation and reconfiguration costs needed to repurpose vacated space to house new and growing baccalaureate programs in STEM disciplines. The renovated building will contain additional and modernized labs more appropriate than those presently available to upper-division coursework required of baccalaureate majors in the STEM disciplines. HVAC, electrical and plumbing systems will be updated and incorporated as needed. Lab improvements will include drain systems for emergency showers and more robust ventilation. Plans also call for installation of a planetarium as a teaching tool for existing programs in physical sciences, engineering, and math. This is the third request for this project.

**Recommendation: \$3,000,000 (Category A)**

### **University of Arkansas at Little Rock**

**Technology Infrastructure Improvements.** UALR's technical infrastructure supports the campus network, access to both Internet I and Internet II, campus information systems, e-mail, on-line course delivery, streaming video for web-enhanced and web delivered courses, Voice Over Internet Protocol, and a variety of technical needs on the campus. The security needs of the campus have become increasingly more important with the proliferation of viruses and increased hacking incidents. The increase in web-based courses has increased bandwidth needs. These funds will be used to purchase and maintain campus technical infrastructure including but not limited to campus network hardware for deployment of IPV6, data security, building network wiring, campus wireless cloud, business continuity and disaster recovery planning, streaming video server to support distance education initiatives, contactless campus card system, fire suppression system in the data center, and administrative system hardware. This is the second request for this project. This is the second request for this project.

**Recommendation: \$3,000,000 (Category A)**

**Building Infrastructure / Critical Maintenance.** This request relates to the imminent failure of critical building systems and infrastructure. HVAC systems, elevator systems, and building envelopes in a number of buildings on campus have reached the end of their useful life. Reliable operations in these facilities require replacement of these critical building

components. The full list of critical infrastructure needs is available in the 2013-2015 FAP report. This request has been made previously.

**Recommendation: \$3,000,000 (Category A)**

**Innovation Center.** This request is to construct a 30,000 square foot facility that will house a number of new and existing innovation-based programs and activities, including the multi-disciplinary web/mobile design and development program, the Microsoft Innovation Center, the technology transfer office (UALR TechLaunch), and an FDA-approved clean manufacturing room for rapid prototype development of biotech devices and technologies. The facility will house laboratories, co-working spaces, offices, and classroom space necessary to support the design, development, testing and launching of UALR innovations.

**Recommendation: \$2,000,000 (Category A)**

### **University of Arkansas at Monticello**

**Construction of Math and Science Center.** The University of Arkansas at Monticello (UAM) proposes to construct a New Math and Science Center to meet the needs of the campus. A New Math and Science Center is crucial for recruiting students majoring in math or science. The School of Mathematical and Natural Sciences has had much success in recent years in having a high percentage of UAM student applicants accepted to pharmacy school, medical school, dental school, and graduate programs. However, for future growth in these areas, the University needs state-of-the-art facilities that provide opportunities for learning in these highly competitive fields.

**Recommendation: \$4,000,000 (Category A)**

**Renovation of Music Building.** The University of Arkansas at Monticello plans to renovate the Music Building. The renovation of the Music Building will include the addition of insulation, floor coverings and alterations necessary for compliance with the Americans with Disabilities Act. Renovations to increase energy efficiency would also be included in the project. This is the fifth request for this project.

**Recommendation: \$1,000,000 (Category A)**

**Renovation of Fine Arts Center.** The University of Arkansas at Monticello (UAM) plans to renovate the Fine Arts Center. The renovation of the Fine Arts Center will include the addition of insulation, floor coverings, seating, and acoustical

upgrades. The renovation of the Fine Arts Center is crucial for recruiting students to attend UAM. Many events are held each year in the Fine Arts Center for prospective students and their families. Additionally, this facility is used for band and choir concerts, community events, and meetings for faculty and staff. It is the only facility on campus that can accommodate seating close to 500 people. Other renovations to the Fine Arts Center would include alterations necessary for compliance with the Americans with Disabilities Act and renovations to increase energy efficiency.

**Recommendation: \$1,000,000 (Category A)**

### **University of Arkansas at Pine Bluff**

**Campus Renovations and Repair.** The University of Arkansas at Pine Bluff requests for campus wide renovations and repairs including renovation of classroom and lab space that no longer meets academic programming needs, renovation of service support space to align functionality with current needs, repair and/or replacement of building envelopes, repair and/or replacement of environmental control systems and subterranean drainage and foundation repairs. This is a repeat request due to continuing maintenance/renovation needs on campus.

**Recommendation: \$4,000,000 (Category A)**

**Nanotechnology/Biotechnology Center:** The University of Arkansas at Pine Bluff requests for new construction of a state of the art 45,000 square foot Center for Nanotechnology and Biotechnology. The structure will be needed to support nanotechnology and biotechnology research. The facility will be 3-4 stories and will contain classrooms, teaching labs, research labs, and an auditorium. The building is target to have LEED Silver Status.

**Recommendation: \$1,000,000 (Category A)**

**Life Sciences Facility.** The University of Arkansas at Pine Bluff requests for new construction for expansion for the teaching and research capabilities of the College of Agriculture, Aquaculture and Human Sciences. Researchers housed in the facility represent the disciplines of microbiology, biochemistry, food safety and nutrition. The new Life Sciences facility will encourage collaboration, offer state-of-the-art technology and provide the tools needed for the next generation greatest minds to excel. The 40,000-square-foot facility will have both classroom and laboratory space and is targeted to achieve LEED silver status.

**Recommendation: \$1,000,000 (Category A)**



## **University of Central Arkansas**

**Lewis Science Center Replacement.** Lewis Science Center currently houses the Departments of Biology and Physics & Astronomy, the Dean's office for the College of Natural Sciences and Mathematics, the facilities for teacher education in the sciences and outreach capabilities including a planetarium. This facility is aging and numerous challenges including inadequate and outdated lab facilities, roof leaks, insufficient wiring, and a dysfunctional HVAC system have led to the conclusion that a replacement is required. There is currently in the design phase a three story addition containing 50,000 square feet to house the highly technical labs for Physics and Biology. The renovated facility will house the programs noted above along with the UCA Institute for STEM Professional Development and Education Research (UCA STEM Institute). Teaching, research and service in the sciences will be integrated into the design allowing UCA to be positioned to capture opportunities that arise in the rapidly changing landscape for higher education. This is the third request for this project.

**Recommendation: \$3,250,000 (Category A)**

**Fiber Replacement.** The University of Central Arkansas requests for funding for fiber replacement. Single mode fiber does not have modal dispersion, modal noise, and other effects that come with multi-mode transmission. Single mode fiber can carry signals at much higher speeds than multi-mode fiber. Single mode fiber offers greater transmission speeds due to the increased band width capacity and minimized external interference. They are standard choice for high data rates or long distance spans. This is the third request for this project.

**Recommendation: \$1,750,000 (Category A)**

**Nursing/Comm. Science & Disorders.** The University of Central Arkansas requests for new construction and renovation that includes an addition to the existing nursing building and renovation to the existing facility to house the Department of Nursing and the Department of Communication Sciences and Disorders. Both departments' current facilities are outdated and lack room for needed faculty offices, research, simulation laboratories and clinical space. The faculty and services for the Communication Sciences and Disorders are scattered among three different facilities.

**Recommendation: \$3,000,000 (Category A)**

## **Technical Institutes:**

### **Arkansas Tech University – Ozark**

**Instructional Technology.** Arkansas Tech University – Ozark Campus requests funding to improve instructional technology in the laboratory setting. This technology project will support the nursing and welding programs of study providing safe instructional environments. Students utilizing simulated technology will be provided with industry recognized scenarios required to meet industry expectations.

**Recommendation: \$177,713 (Category A)**

**Technology Building Re-roof.** Arkansas Tech University – Ozark request to replace the roof of the Technology and Academic Support Building. The re-roof project covers 64% of the building square footage. The other square footage will not need to be re-roofed for at least four years.

**Recommendation: \$787,549 (Category A)**

### **University of Arkansas at Monticello – Crossett**

**Workforce/Collegiate Center.** The University of Arkansas at Monticello-Crossett requests new construction of a 14,000 square foot Workforce/Collegiate Center. This facility would provide much needed space for the following: the Arkansas Workforce Training Center of Ashley County, workforce development training and conferences, the Adult Education Program, and collegiate courses. This project has a long history of requests. This is the sixth request for this project.

**Recommendation: \$1,000,000 (Category A)**

### **University of Arkansas at Monticello – McGehee**

**General Education Building.** The University of Arkansas at Monticello-McGehee requests new construction of a 26,000 square foot General Education building. UAM's College of Technology-McGehee was formerly Great Rivers Technical Institute prior to merging with UAM in 2003. For some time prior to the merger and continuing afterward, the College of Technology-McGehee has offered college credit courses on its campus. Demand for these courses as well as continued

heavy utilization of existing facilities has highlighted the need for additional capacity. The construction of a new facility would allow for expansion of these programs in the colleges service area. This is the sixth request for this project.

**Recommendation: \$1,000,000 (Category A)**

### **Non-Formula Entities:**

#### **Southern Arkansas University Tech – Fire Academy**

**Dormitory (Camden Site).** The Fire Academies purpose is to house approximately 100 people on campus. This facility will include sleeping quarters, shower, and bathroom facilities, cafeteria and dining area, living quarters and study area. This is the fourth request for this project.

**Recommendation: \$1,000,000 (Category A)**

**Confined Space / Rescue Tech Simulators.** The Fire Academy proposes to build props to enhance rescue techniques involved in advanced rescue environments. This will aid in meeting standards set by NFPA and aid in meeting testing methods recommended by IFSAC and Pro-Board accrediting bodies as well as meeting mandates set forth by Arkansas Department of Emergency Management Committee for Search and Rescue. This will include a trench rescue prop. Firefighters will be trained on techniques of shoring and stabilizing ground areas during collapse situation, as well as technical rope and heavy machinery. This is the fourth request for this project.

**Recommendation: \$500,000 (Category A)**

#### **University of Arkansas – Division of Agriculture**

**Agricultural Experiment Station Headquarters.** The original headquarters for the Agricultural Experiment Station was built in 1888. In its inception it oversaw “three acres in orchard, three acres in cultivation, forty acres untilled, a pair of antediluvian mules, and a tumble-down shed.” It was later razed in 1972, but the AAES had by that time grown deep roots. Today, the AAES comprises five research and extension centers and six research stations around the state as well as research conducted on four of the State’s campuses. After an odyssey of over four decades, the AAES needs a permanent administrative home and a place where Arkansas agriculture can be showcased and celebrated. The proposed 55,000 square foot, two story AAES State Office complex will become the centerpiece of the AAES, will provide

an administrative home for the AAES, will anchor the Arkansas Agricultural Research and Extension Center, will house the renowned Watershed Research and Education Center, and will showcase the significant role of agriculture as the principal economic engine in Arkansas.

**Recommendation: \$2,500,000 (Category A)**

**Coleman Creek Bank Stabilization.** The University of Arkansas Division of Agriculture – Cooperative Extension Service (CES) headquarters is located on University Avenue in Little Rock, on the right descending (southwestern) bank of Coleman Creek in a bend in the creek where the direction of flow changes from southeasterly to nearly easterly. The right descending bank of the creek (i.e., the outside of the bend) has eroded over time to a point where the CES state office building is only about 43 feet from the top of the stream bank. If further erosion continues, it may jeopardize the building.

**Recommendation: \$200,000 (Category A)**

**Arkansas Agricultural Research and Extension Centers and Stations.** The University of Arkansas System Division of Agriculture delivers its statewide programs through almost 120 locations across the state. There are great needs to upgrade and renovate its primary research facilities so that it can continue to provide cutting edge science to address the relevant problems facing Arkansas agriculture. Agriculture is a key driver of the state's economy.

**Recommendation: \$1,000,000 (Category A)**

**Food Innovation Center.** The food processing sector contributes significantly to the Arkansas economy. Approximately \$8 billion of value added are contributed each year from food processing, accounting for roughly 8% of the state's domestic product. This facility will enable research and extension to assist the industry in processing operation optimization, Arkansas product utilization and food safety. The Center would include: 1.) an educational facility capable of hosting training conferences of 150-200 attendees; 2.) a pilot plant dedicated to processing that would have the capacity of assessing processing performance of grains and specialty crops as well as assist food entrepreneurs in Arkansas with product development and initial test production; and 3.) laboratory and office space. The square footage of the facility would be approximately 20,000 square feet.

**Recommendation: \$300,000 (Category A)**

## **University of Arkansas – Clinton School**

**Servers/Production Upgrade.** The project would upgrade the servers and production equipment (camera, editing software). The upgrades are needed as part of the distance learning initiative and to continue videoing and recording the guest speakers of the school.

**Recommendation: \$20,000 (Category A)**

## **University of Arkansas - Criminal Justice Institute**

**CJI Forensic Lab and Classroom Equipment.** In order to provide "real life" exercises, actual crime scene equipment and materials must be used. To enhance the educational experience and the safety of students participating in FSCTD courses, \$124,500 in additional equipment is requested. These funds will enable CJI to purchase forensic light sources, digital cameras and accessories, digital video and editing systems, digital video cameras and accessories, and down-flow and chemical workstation maintenance. This equipment will enhance the mock exercises and scenes created for the students as well as provide them with exposure to additional methods and techniques for locating, processing, documenting, and preserving crime scene evidence. The safety of students will be enhanced by maintaining equipment that will allow them to process evidence using a variety of powders, chemicals, and sprays. These items are essential in enhancing the ability of Arkansas law enforcement to maximize the value of forensic/crime scene evidence in criminal investigations. This is the fifth request for this project.

**Recommendation: \$124,500 (Category A)**

**CJI Facility Equipment Upgrades.** The Criminal Justice Institute moved to our new location, 26 Corporate Hill Drive, in January 2013. In order to efficiently and effectively utilize this new facility, including classroom and forensic laboratory space, the Criminal Justice Institute is requesting funding for technology and equipment upgrades. This request addresses servers and LAN system back-up, projectors and other instructional equipment needed for classrooms, computers, laptops, and printers. This is the fourth request for this project.

**Recommendation: \$240,000 (Category A)**

## **University of Arkansas – Arkansas Archeological Survey**

**Rescuing Arkansas's Heritage.** Recent advances in land management technology, such as precision land leveling, are opening up extensive tracts of Arkansas lands for agricultural production. While the economic gains are undeniably significant, these practices are destroying archeological and historic sites at an unprecedented pace, resulting in a tragic loss of information about our state's heritage. The Arkansas Archeological Survey (ARAS), a unit of the University of Arkansas System, has a network of eleven research stations across the state, and we are fortunate that our archeologists have cultivated cooperative relationships with owners and managers of several large agricultural operations. Through these relationships, we are often given advance notice of land leveling schedules and provided a window of opportunity to conduct archeological investigations in advance of those operations. Unfortunately, the time frames we are generally allowed are too short to permit effective data gathering efforts. Modern near-surface geophysical technologies, such as magnetic gradiometry, provide a means to rapidly document buried cultural features and in doing so preserve valuable information on ancient land use practices and identify extraordinarily important features warranting immediate salvage. ARAS already possesses a complete set of geophysical prospecting equipment, but we lack ancillary means to rapidly deploy that equipment over large land tracts. The combination of a GPS guided, motorized transport system for gradiometry (using an ATV vehicle that we already own) and UAV-supported photogrammetry will permit us to map target areas and collect information on the distribution of buried archeological features across large land tracts within acceptably short time frames, thereby preserving valuable heritage information before it is damaged or destroyed. This information will be curated in the state archeological databases maintained by ARAS, which are used for a variety of purposes including the production of materials for public education and heritage tourism. We request funds to purchase a towing rig for geophysical equipment, a real-time high accuracy GPS guidance system, and a GPS-guided Unmanned Aerial Vehicle (UAV) with standard digital and infrared thermal camera packages for photogrammetric documentation.

**Recommendation: \$59,150 (Category A)**

## **University of Arkansas – AERON**

**Construction of Fiber Expansion (Ft. Smith - Alma - Fayetteville).** The current AREON fiber route between Fayetteville and Fort Smith is provided by an IRU through a commercial provider. The provider may be unable to renew this IRU, or the cost of renewal of the IRU may make construction of a separate IRU viable and more economical alternative. This fiber route carries network traffic for ASU, ATU, Arkansas eLink, UCA, UAF, UAFS, UAMS, many 2-year

schools, and future 100Gig connections. Loss of this path would seriously jeopardize the ability to deliver future 100Gig connection to UAF, and break the required resiliency in the Arkansas eLink network throughout northern Arkansas. The project would construct high-count underground fiber optic cable along a path between Fayetteville to Alma to Fort Smith.  
**Recommendation: \$1,000,000 (Category A)**

### **University of Arkansas - Arkansas School for Math, Science and Art**

**Creativity and Innovation Complex.** In the time since fine and performing arts were added to ASMSA's legislated mission in 2004, the General Assembly has not allocated funds to construct appropriate spaces in support of this stated mission. In addition, ASMSA remains one of only a handful of schools in Arkansas offering advanced computer science education. The Creativity and Innovation Complex will provide both of these marquee programs with appropriate learning spaces in support of our residential students and outreach programs for talented Arkansas middle and high school students. The facility will also house ASMSA's Information Technology staff and network infrastructure. The CIC will also feature a "maker space" for 3D printing, CNC milling, laser cutting, wood work, and rapid prototyping that could serve as a valuable resource for both the Hot Springs business and manufacturing communities.

**Recommendation: \$1,000,000 (Category A)**

**Multi-Purpose Building (Community Hall).** The Community Hall will serve as a multipurpose building that can be used for assemblies, physical education classes, wellness programs, performing arts, science fair, special meetings, dances, as well as a variety of other campus programs and outreach events. Since ASMSA's founding in 1993, the school has had no large, open-space facility to accommodate the basic needs of our school. As such, ASMSA is required to rent space from other entities to meet the most basic functions of group academic, student life, and outreach programs. The scope of every ASMSA unit is severely limited by not having a multipurpose space large enough to accommodate our full community of learning. Even the most basic of school assemblies for the student body must be held at an off campus location. This is the sixth request for this project.

**Recommendation: \$500,000 (Category A)**

## **University of Arkansas – System Office**

**Cammack Campus.** The University of Arkansas System B. Alan Sugg Administration building serves not only as the central administrative facility for all eleven (11) campuses and six (6) divisions of the University of Arkansas System, but also as the gathering place for other institutions of higher education in central Arkansas. As such, the facility is subjected to intensive use. The two primary issues with the building are stopping the ongoing water damage resulting from the failure of the cupola waterproofing system along the perimeter of the roof and replacing damaged exterior doors and the damaged wood windows with energy efficient clad type. These repairs are essential to preventing further damage to the building interiors in addition to providing energy savings. Also, for safety and energy saving purposes the exterior site lighting needs to be upgraded and for energy efficiency the interior lighting needs to be upgraded. This is the second request for this project.

**Recommendation: \$570,000 (Category A)**

**Technology Upgrades.** The University of Arkansas System Office provides critical legal, financial and internal audit services to eleven (11) institutions of higher education and six (6) non-formula entities serving state-wide missions. Centrally located in Little Rock, the System Office hosts numerous meetings for UA System institutions, as well as other higher education and state entities. Funding is needed to upgrade computer hardware to allow for faster computer Operating System performance and enhanced internet function for cloud computing and to increase bandwidth. This is the fifth request for this project.

**Recommendation: \$100,000 (Category A)**

**System Office Expansion.** Since the University of Arkansas System Office was constructed in 1997, both the number of entities and campuses and the enrollments per campus have expanded. The System Office building is used by all of the UA system campuses, as well as other education and community organizations. The staffing level required to provide critical financial, legal and internal audit services to the eleven (11) institutions of higher education and six (6) non-formula entities serving state-wide missions has also grown. Expansion of the current UA System building will provide some much needed space. This addition project of approximately 3,000 square footage would provide for additional office space and critical storage space. This is the fourth request for this project.

**Recommendation: \$330,000 (Category A)**



## **University of Arkansas for Medical Sciences**

**Student Information System.** UAMS has used a series of different in-house systems to manage its admissions/applicant, student, and student account systems. Financial Aid has been processed using a separate proprietary system (ProSAM since 2010). Student accounts are currently maintained in a system installed in the 1980's (OASIS), which was written in a programming that is no longer being supported by the vendor (Powerhouse 4GL). The OASIS terminal based system is obsolete and static: there is no possibility of upgrading or improving its capacity. Its DOS-based rudimentary reporting capabilities present severe limitations for college, academic and financial accounts staff.

Requests for this project have been made each funding cycle beginning with the 2001-03 biennium.

**Recommendation: \$4,635,381 (Category A)**

**Integrated Clinical Information System Platform On-Campus Expansion.** Management of healthcare costs is tied heavily to the efficiency of care given to each patient in need of medical services of any kind. Emergency care may lead to follow up visits, physical therapy, additional surgeries or even begin an ongoing patient/doctor or patient/healthcare team relationship. The treatment of chronic illness requires coordinating multiple encounters in various settings over extended periods of time. Receiving treatments anywhere across the state or nation is not unusual when seeking the best possible program for a medical problem one is experiencing or in time of an accident or illness while traveling. To have a patient's medical history readily available can provide more timely and accurate diagnoses and avoid unnecessary testing that delays immediate treatment.

**Recommendation: \$3,364,619 (Category A)**

## **Colleges:**

### **Arkansas Northeastern College**

**Workforce Training Building.** Arkansas Northeastern College requests to construct a Workforce Training Building. The College has experienced increasing student and local industry, which includes Big River Steel. This demands for expanded Occupational and Technical Workforce Training spaces and associated qualified instructors and programs. Currently the only space available are 1) a leased 26,000 square foot metal building originally constructed as a

warehouse/distribution center for Pepsi Cola products and 2) a leased 30,000 square foot metal building originally constructed as a manufacturing & assembly facility. Both buildings are located across town in the industrial park and are inconvenient for our students. Roof failure issues persist with both metal buildings, placing at risk the currently owned training equipment. Fifty-year old spaces located at the ANC Burdette Center are being utilized to accommodate the ANC Technical/Secondary Center. To meet the demand and continue to be responsive to our constituents, ANC must provide a state-of-the-art facility near the main campus for workforce training and technical education. Finally, the new facility is a high priority for prospective industries investigating the workforce preparedness of the area population. The prospective industries expect a quality, timely training program with the state-of-the-art facilities for these needs. Significant financial participation by private industry partners is anticipated.

**Recommendation: \$2,750,000 (Category A)**

### **Arkansas State University – Beebe**

**IT Services Data Center.** Information Technology Services and the Data Center are currently in State Hall. Space for the department staff and for the data center are horribly inadequate in both space and capability. The Data Center is actually separated in two different rooms without the proper climate control and security. The same is true for the space available for offices, storage and training. Additionally, ITS and Data Center relocation would provide critical space for other departments housed in State Hall.

State Hall is a very old building housing many departments containing student and financial records. It would be beneficial to the University to house the Data Center in a separate building not so susceptible to loss from fire or other natural disasters.

**Recommendation: \$2,813,000 (Category A)**

**State Hall.** The State Hall Building was built on the Beebe campus in 1938 and is one of the three original buildings on the campus. State Hall houses senior level administrative offices, Registrar, Financial Aid, Business Office, Institutional Research, Public Information, and Information Technology Services. The building is in bad need of renovation to update the building in appearance and mechanical/electrical systems. This is the third request for this project.

**Recommendation: \$437,000 (Category A)**

## **Arkansas State University – Mountain Home**

**Occupational Technical Center.** ASUMH has been approved to offer three new occupational and technical programs, Automotive Repair, Heating, Ventilation, and Air Conditioning, and Mechatronics; in addition to our current Welding program. In order to accommodate the addition of these programs and growth in enrollment, ASUMH has entered into a building lease, with the option to purchase the property. This request is to purchase the property and make building alterations necessary to operate our occupational and technical offerings.

**Recommendation: \$2,000,000 (Category A)**

**Health and Wellness Center.** This new facility will incorporate current physical education courses, along with health and wellness courses, such as weight training, aerobics, and community health education. Potential functions of the facility include a gymnasium, walking track, weight room, fitness instructional area, classrooms, and faculty and staff offices.

**Recommendation: \$750,000 (Category A)**

## **Arkansas State University – Newport**

**Multi-Purpose Building (JB).** ASU-Newport plans the construction of a multi-purpose building at its location in Jonesboro. The 35,000-39,000 square foot facility will contain several multi-use spaces to meet the needs of the growing student population and industry partners served in the area. The building will allow for the presence of a one stop area to better serve students, and allow for meeting spaces to facilitate growing partnerships with industry in conjunction with the institution's mission to grow its technical programs. The building will also house classroom and laboratory space to serve the needs of students pursuing technical degree offerings at our Jonesboro location.

**Recommendation: \$2,000,000 (Category A)**

**Academic Building Renovation (JB).** ASU-Newport is in need of a renovation project to update the existing main classroom building at its Jonesboro industrial location. With the addition of a multi-purpose building at the location, administrative areas will need to be renovated to maximize instructional space to fit the needs of the growing student population.

**Recommendation: \$750,000 (Category A)**

## **Black River Technical College**

**Energy Efficient Lighting Upgrades.** Upgrade all interior lighting Campus wide to an energy efficient product, along with automated light sensors to deactivate lighting when spaces are not in use. Estimated payback is four years.

**Recommendation: \$500,000 (Category A)**

**HVAC Mechanical Upgrade Admin Building.** To replace outdated mechanical equipment serving the Administration Building some of which dates from the 1970's with up-to-date energy efficient units.

**Recommendation: \$85,000 (Category A)**

**Paragould Campus Building Expansion.** This new facility will serve as additional classroom space for a growing campus along with adding faculty and staff offices that serve to support the students attending this campus.

**Recommendation: \$2,165,000 (Category A)**

## **Cossatot Community College, University of Arkansas**

**Education Center.** UA-Cossatot has been the fastest growing two-year college in AR for the past several years. As such, our Howard County campus is out of classroom spaces. Our request is to add a facility to this campus with eight classrooms (including supportive faculty offices), a 200 seat lecture hall, and a multi-functional arena for numerous activities, including P.E. classes, large presentations, and college –wide activities.

**Recommendation: \$2,750,000 (Category A)**

## **College of the Ouachitas**

**Workforce Innovation Center Renovation.** In order to meet our service area career and workforce needs, College of the Ouachitas needs to expand our offerings. We have, or will have, purchased an additional building to serve as our Workforce Training Center. Additional renovation and built-in equipment will be needed to fully implement our planned service offerings for business and industry as well as selected Applied Science programs.

**Recommendation: \$300,000 (Category A)**

**Conference and Student Center.** This new facility is requested to house our Student Services staff that will support our efforts to provide a complete one-stop service center for all of their student support needs. This new building will also support space for graduations and other large venues that the college currently lacks. With support from our local community, we anticipate these spaces to be made available for conferences and other local business and industry purposes. We plan on soliciting FEMA funds for a portion for the construction of a safe room for the campus and community.

**Recommendation: \$2,200,000 (Category A)**

**East Arkansas Community College**

**Technology Infrastructure.** EACC has conducted evaluations of existing campus technology systems in areas of safety, security, environmental & energy management controls, and general technology operations in support of the academic programs, as well as administrative operations, in order to determine areas where improvements are needed for greater program effectiveness, and significant long-term operational efficiencies and cost savings. The following capital project will provide the necessary technological infrastructure improvements to address the identified needs:

- Replacement of Campus analog telecommunications system with VOIP Digital telecom system.
- Installation of comprehensive Energy Management System to control environmental HVAC systems in all college facilities.
- Installation of Network-based campus video security and facility access system to replace old and inadequate existing analog system.
- Expand campus wireless network coverage for improved performance in support of academic and student life programs and activities.

**Recommendation: \$182,500 (Category A)**

**Maintenance Building.** The renovation of the current Maintenance Building and expansion would include an addition of approximately 1,900 sq. ft. for housing of personnel, equipment, and storage. It would also allow for the current portion of the facility to be covered with brick veneer siding that matches existing buildings on campus and in its general vicinity. At

this time, the College does not have adequate storage facilities on campus and this would allow all stored items to be brought back to campus and eliminate the need to rent storage offsite. This is the eighth request for this project.

**Recommendation: \$195,000 (Category A)**

**Student Center.** This project would provide needed space for a student lounge and activities area as well as offices to house Student Recruitment and Student Activities personnel along with Student Government representatives. Currently, no space exists that can be dedicated to students for activities, entertainment, presentation, etc. Another issue that should be considered is that a large number of EACC students commute to campus from great distances and therefore spend a majority of time before and after classes on the campus. This is the fifth request for this project.

**Recommendation: \$1,844,000(Category A)**

**Renovation of Classroom Building 3.** This project would allow for the renovations of Classroom Building 3 on the EACC campus. This facility was constructed in 1986 and in part has been used as Allied Health classrooms and labs. Since an Allied Health Center is now under construction, a complete renovation is needed to convert this space to general use up-to-date classrooms. This two story building also needs to have an elevator installed to enable easy handicapped access. This is the second request for this project.

**Recommendation: \$28,500 (Category A)**

### **Mid-South Community College**

**Aviation Annex.** Mid-South Community College proposes this project that involves the demolition and removal of two existing metal buildings and related accessories and systems. A new building to be completed in three phases, parking and access pad will be constructed per structural requirements and to facilitate adequate drainage. This is the second request for this project.

**Recommendation: \$2,750,000 (Category A)**

## **National Park Community College**

**Infrastructure Improvements.** Infrastructure to support classroom technology requires upgrades in order to serve the needs of students in the areas of testing, on campus classes, and web based classes. This project consists of the following improvements:

- Implement High Availability Disaster Recovery Data & Replication Center.
- Increase the bandwidth of NPCC's LAN by replacing the current network switches with high performance switches throughout the campus.
- Consolidate the network servers with server array technology. Server arrays on each end of the campus will enhance reliability and performance to provide optimal instruction.
- Provide centralizes natural gas backup power units for mission critical data closets.
- New campus wide phone system for the campus, including support and infrastructure. The existing phone system is outdated and replacement parts are no longer available.
- Remodel current Server Room/Data Closet

This is the fifth request for this project.

**Recommendation: \$1,409,000(Category A)**

**Classroom Technology.** With increased enrollments and changing program needs, in order to stay current, NPCC needs the latest instructional equipment. This project consists of the following improvements:

- Classroom podium computers (36) attached to overhead digital projects to either replace old equipment or to enhance traditional classrooms.
- Implement 300 Student classroom stations with Thin/Zero clients to improve the manageability of software rollouts to student computers.
- Replace student side network switching components to increase data capacity for many campus computer labs.
- Blade center hardware additions to increase the flexibility of managing student classroom Thin/Zero client stations, and reduce power consumption.

This is the fifth request for this project.

**Recommendation: \$667,100 (Category A)**

**Construction of Post-Secondary Technology Center.** A new Post-Secondary Technology Center will be constructed to house the existing Technical and Professional Division. These programs are above capacity. Prospective students currently experience a waiting list to enter the program. The new construction will consist of classrooms and shops for these expanding programs. This is the second request for this project.

**Recommendation: \$923,900 (Category A)**

### **North Arkansas College**

**Library Renovation.** From when the current Library facility was designed and constructed in 1992, many new and different academic reference and instructional support technologies, services, conventions and student learning patterns have evolved. In addition to restoring and upgrading the building exterior, roof design and HVAC climate control systems, this renovation project will transform the outdated “stack” design areas into modern, high-tech educational reference and study areas. Spaces will be redesigned to include quiet individual study areas with a mixture of traditional chair/desks and comfortable upholstered easy chairs, small and medium enclosed areas for student group study, an enclosed computer lab area and individual computer access stations throughout the facility.

**Recommendation: \$684,000 (Category A)**

**Information Technology Upgrade & Relocation.** Due to the ever increasing growth and dependency of information technology and the associated equipment and infrastructure required for support, over the course of many years, information technology operations has been located in multiple areas based on available vacant space. The situation now exists where not only IT support is occupying areas that are needed for instructor office space, it has become difficult and inefficient to maintain the security, backup provisions and coordination of staff for all of the multiple IT operation sites. While communications hubs will still be required, the centralization of IT operations and support staff will provide for more reliable, effective and efficient information technology and the data it is responsible for. This is the second request for this project.

**Recommendation: \$1,015,000 (Category A)**

**Learning Commons.** As part of the effort to increase student retention, course completion and improve credential attainment, Northark is committed to student success and believes a centralized, all-service student assistance and success center can help. As such, plans call for the renovation of approximately 5,000 GSF of space within the main building and



convert a large open area and adjoining offices into a total service learning assistance center. Included in the new plans are quiet person-to-person and group tutorial areas, a dividable learning assistance computer lab, single computer tutorial stations, and a medium sized conference room and office space for learning commons support staff. This is the second request for this project.

**Recommendation: \$448,000 (Category A)**

### **Northwest Arkansas Community College**

**Washington County Center.** Northwest Arkansas Community College is requesting to construct a Washington County Center. Since Washington County is part of our service area, plans are underway to establish a center in Washington County. This center would address the requirement for workforce training responding to the needs of the local business community and the state. Funds would be used for startup costs, including planning and architectural services, furniture, and equipment.

**Recommendation: \$961,325 (Category A)**

**Burns Hall Bathroom Renovation.** Northwest Arkansas Community College proposes to have selective demolition of current lavatories, wall and floor tiles, and areas of wallboard. Replace tile, partitions, fixtures, towels and soap dispensers. Add gender neutral restroom by renovating space adjacent to one of the restrooms. This is the second request for this project.

**Recommendation: \$289,452 (Category A)**

**Shewmaker Center for Workforce Technologies Roof Replacement.** Northwest Arkansas Community College makes this request due to numerous storms and extreme weather conditions, the existing roof is showing signs of needed replacement. This project would include the removal of current asphalt materials and the installation of metal roofing materials including tile ice and water shields. This is the second request for this project.

**Recommendation: \$277,000 (Category A)**

**Burns Hall Main Entry Concrete Replacement.** Northwest Arkansas Community College makes this request to replace 7,000sf standard sidewalk, 1606sf stamped colored and textured apron using 3,500 psi and #3 rebar on 18' center at the

main entrance to Burns Hall. Also, drainage away from the building will be improved upon. Includes demolition and removal of existing materials and necessary site preparation.

**Recommendation: \$68,632 (Category A)**

**Library Remodel.** Northwest Arkansas Community College makes this request to remodel the library. The library would benefit tremendously with additional floor space. The current location of the library, located off the main lobby of Burns Hall, is ideal for student and community access, so expanding outward and upward would be the ideal solution. Will need to expand upwards for additional seating, open and closed group study spaces, and expanded electrical and technological infrastructure.

**Recommendation: \$111,300 (Category A)**

**Health Professions 3rd Floor.** Develop the 3<sup>rd</sup> floor of the Health Professions Building. Construction of the building was completed in December 2012, and was funded with bond proceeds. The 3<sup>rd</sup> floor of the building remains unfinished. Additional state funding would allow full use of this facility.

**Recommendation: \$1,506,875 (Category A)**

**Storm Drainage, Leveling, & Replanting.** In 2014, NWACC will purchase a section of the Arkansas-Missouri Railroad Spur that runs through the center of campus. The tracks will be removed once the purchase is complete. After removal of the tracks, the land will have to be leveled and replanted. Additionally, storm drainage will be installed.

**Recommendation: \$190,000 (Category A)**

**Burns Hall Generator.** The current generator was installed for Burns Hall during the original construction phase. The generator serves as power back-up to the financial and administrative segment of NWACC.

**Recommendation: \$26,750 (Category A)**

**Storage Area Network (SAN) Upgrade.** The Storage Area Network (SAN) is a critical component to the network infrastructure. The SAN is dedicated network that provides access to consolidated, server storage. This project would replace an aging (in some cases, out of vendor support) SAN infrastructure. The new SAN has been engineered to provide several layers of redundancy, something vital when consolidating storage. The primary system is designed to withstand multiple disk failures or a network switch failure without negative impact to the stability of the SAN. The second layer would allow asynchronous, scheduled replication to a hot secondary data center located on the NWACC

campus. The third layer would provide asynchronous, scheduled replication of particular mission critical server components to a warm data center facility located on the North Arkansas College campus.

**Recommendation: \$184,369 (Category A)**

**New Physical Plant Facility.** The current structure is too small to operate NWACC efficiently. The facility would accommodate and protect equipment while providing the necessary area needed to perform daily duties.

**Recommendation: \$134,297 (Category A)**

### **Ozarka College**

**Information Technology Center and Student Center.** There is an immediate need for additional space to support Ozarka College's Information Technology program and to provide additional space for students to study, interact with study groups, and obtain tutoring and counseling services on the Sharp County campus. This is the second request for this project.

**Recommendation: \$1,500,000 (Category A)**

**Health & Fitness Center.** There is a need for additional space to house a health and fitness center on the Stone County campus. At the present time, we do not have the facilities or equipment to offer physical education courses at this location.

**Recommendation: \$750,000 (Category A)**

**Fulton County Education Center.** There is a need for additional space to accommodate student enrollment growth of over thirty percent on the Fulton County campus. Additional space is needed to expand the curriculum, provide more classroom and laboratory space, and to have a designated area for students to study, interact with peers, and obtain tutoring and counseling services.

**Recommendation: \$500,000 (Category A)**

## **Phillips Community College of the University of Arkansas**

**Roof Repair & Replacement-6 Bldgs.** Stuttgart Campus: The roof on the main building is in need of repair, leakage is occurring that is causing damage to the infrastructure and carpeting.

Helena Campus: Five (5) buildings are in need of roof replacement due to the age of the existing roofs which is at a minimum of 20 years of age per building.

- Technology & Training Building - This building houses technology classrooms, cosmetology, compressed video, drafting, and the Gear-Up grant program.
- Gym- The Gym is used for community service, intramurals, and houses the fitness center for the College.
- Bonner Center- The Bonner Center houses Admissions, the Student Center, the Bookstore, and the Cafeteria.
- Fine Arts Building - The Fine Arts Building houses classrooms, auditorium, community service, and the art gallery.
- Maintenance Shop- The Maintenance Shop is the repair center for all maintenance equipment and the vehicle fleet.

This is the seventh request for this project.

**Recommendation: \$655,000 (Category A)**

**Technology Upgrade.** The servers and SAN we employ to host all of the financial applications and student records are rapidly reaching end of life. These devices have been in production for over five (5) years. Having mission critical servers in production for this length of time places our records and day-to-day operations at risk for catastrophic hardware failure. While we have back up procedures and a disaster recovery plan in place, it is imperative for the security of our information and continuity of operations that we replace this hardware as soon as funding is available. In addition, replacing these pieces of equipment will also provide the opportunity to take advantage of newer technologies that will enable PCCUA to provide students with faster access to their student information. Hardware that is more capable would afford us the ability to implement new reporting tools so that financial and report information to governmental agencies can be managed more efficiently. This is the second request for this project.

**Recommendation: \$225,000 (Category A)**

**Chiller Repair for Stuttgart Campus.** This chiller was installed with the construction of the Campus in 1997-98. It is costing more to repair and maintain the chiller in its' present condition than a new chiller with a five (5) year warranty would cost. This is the third request for this project.

**Recommendation: \$115,000 (Category A)**

**Boiler Replacement.** The aging boilers in the Fine Arts Center and the Arts and Sciences Building have been repaired many times, and are now at the stage that it is costing more to repair them than the return on investment. A boiler failure in either of these buildings would result in building closure and would disrupt service to our students. The Fine Arts building includes auditorium, community room, classrooms, and art gallery. The Arts and Science Building is used for classroom instruction. This is the second request for this project.

**Recommendation: \$89,250 (Category A)**

**Fine Arts Building Insulation.** This is the second request for this project.

**Recommendation: \$25,000 (Category A)**

**Small Business Incubator Elevator.** The area served by PCCUA is in an economically distressed location. One of the projects that we have partnered with the community is housing a small business incubator project in one of our off campus buildings. This building contains three floors, and needs an ADA compliant elevator to better serve the community as a whole. This is the second request for this project.

**Recommendation: \$135,000 (Category A)**

## **Pulaski Technical College**

**Technology Infrastructure Upgrade.** Pulaski Technical College (PTC) has reached a point in which its entire campus community technology infrastructure requires a major upgrade to facilitate the educational needs of its students and to provide efficient and effective resources to the faculty and administrative staff of the college. In October of 2013, PTC was officially connected to the Arkansas Research and Education Optical Network (ARE-ON). ARE-ON will provide the college high capacity broadband access to advanced networking, technology, and research with other higher education institutions in Arkansas, nationally, and around the world. In order to fully experience the power of ARE-ON, PTC must significantly upgrade its internal networking environment that connects to ARE-ON. The technologies in this proposal are "Best of Breed" components that will expand access and management of the local area networks at ALL campus sites.

This \$5.5 million dollar project will include many of the following items:

- 1,000 Wireless Access Points (based on student and faculty count)
- 10GB Backbone Network
- Redundant Core Network Switches with 40Gig capacity

- Intelligent Resilient Framework to improve overall performance of LAN
- Main Distribution Frames at each building with redundancy
- Intermediate Distribution Frames within each building for expandability
- Intelligent Management Center Enterprise Software to provide comprehensive platform management of all resources
- Building and Workgroup Network Switch upgrades with redundancy
- Installation and Support providing a turn-key solution

**Recommendation: \$3,500,000 (Category A)**

**Automotive Trainers Equipment.** The Automotive Technology program has relied on live work projects to meet NATEF task requirements. In order to better meet the tasks and to ensure that each student adequately performs each task the curriculum is evolving into the use of College owned trainers. Trainers will allow faculty to assign lab tasks to students in two person teams greatly decreasing the time requirements for completion of all tasks. The enrollment of 75 students exceeds the number of on-hand trainers. In order to meet the enrollment needs, six additional trainers need to be purchased.

**Recommendation: \$75,000 (Category A)**

**Welding Technology Center.** There is a tremendous need for welding technicians in the state of Arkansas. According to industry leaders, approximately 600 technicians will be needed in the state over the next five years in the area of pipe welding alone. Moreover, there is no school in Arkansas with a program in this area. Currently, Pulaski Technical College has an extremely successful Welding Technology program that focuses on training in basic welding skills. Pulaski Tech requests \$2 million to renovate and expand its Welding Technology Center in order to offer training in pipe and tube welding and to expand the number of students it serves. The renovation project will provide two cutting-edge welding technology labs, as well as equipment, furnishings and tools. A new lab will be equipped with energy-efficient inverter welder technology and a welding ventilation system to meet environmental requirements. The renovated Welding Technology Center, which will be located on the college's main campus in North Little Rock, will provide welding technology students with greater opportunities for career and salary advancement and will provide existing welding technicians with opportunities to upgrade their skills.

Ultimately, Welding Technology Center will provide a return on investment in the form of a better skilled workforce for businesses and industries that utilize welding technicians. It also will aid in the recruitment of new industries and retention of existing ones. This is the second request for this project.

**Recommendation: \$175,000 (Category A)**

### **Rich Mountain Community College**

**Technology Upgrade of Lecture Hall.** The Lecture Hall at RMCC was constructed in 1986 and to-date has not changed during the past 27 years. It is currently the largest room on campus that can be used for a classroom. This project would provide the latest in sound, lights, audio-visual equipment for a classroom of approximately 70-75 students. This project is critical to the institutions ability to provide instruction to large numbers of students through direct and distance learning applications.

**Recommendation: \$590,500 (Category A)**

**Technology Upgrade of Science Labs.** The science laboratories at RMCC were constructed in 1986 and to-date have not changed since that time. Work would include new casework, cabinetry, Prep room, computers, high def. screens, projector & screens and Ethernet connections.

**Recommendation: \$620,500 (Category A)**

**Allied Health Equipment.** Funds would be used to purchase 5 new SimMan (simulation manakin) for the Allied Health programs at RMCC. The LPN/RN programs have doubled in size over the past 4 years and critical equipment is needed to ensure proper training of the students in these areas. The SimMan includes software and is an interactive program allowing it to talk, cry, sweat, bleed, etc. providing a safe but complete learning environment for students.

**Recommendation: \$200,500 (Category A)**

**Fine Arts Performance Center.** Approximately 20,000 square foot building that contains facilities for performances ranging from local plays, concerts to regional and national acts. The center would include banquet facilities and supporting needs as well as dressing and support areas for productions. This is the third request for this project.

**Recommendation: \$338,500 (Category A)**

## **South Arkansas Community College**

**Advanced Manufacturing Center.** This request is to construct a 7200 square foot building for manufacturing programs and training to support the existing and expanding chemical, petroleum, hazardous waste, pulp and paper, and manufacturing industries in our area. SouthArk is involved in the training of employees and operators for many of our local manufacturing plants. The facility would be a metal building (with brick facade) with 2 classrooms, a computer laboratory, restrooms, four offices, and a 60x60 reconfigurable, high-bay space. The open, high-bay space would house the Hands-on-Training mini-plant; process, mechatronics, and robotics training models; five welding booths, and other industrial and safety training equipment. The space would provide credit and non-credit manufacturing training opportunities for not only our Process Technology Operators courses/program but also provide appropriate laboratory space for our Industrial Technology/Mechatronics and Welding programs, workforce safety training, and customized industrial training.

**Recommendation: \$450,000 (Category A)**

**Health Science Center Addition.** The proposed addition to the Health and Natural Sciences Building will include offices, classrooms, laboratories, and simulation suites for health science programs, Chemistry/Physical Science, Biology, and Medical Laboratory Science. The space required for these areas total 12,000 square feet. Included in this space will be three laboratories, chemical storage and prep room, faculty/staff offices (six), two general purpose lecture classrooms, mock emergency room with simulation suites and observation/debriefing areas, and exercise room to support health science programs and course offerings. The architects planned for this 12,000, three-story addition to the existing 38,000 sf Health and Natural Sciences building when originally developed in 2009, but funds were not sufficient to build entire 50,000 sf facility. This is the second request for this project

**Recommendation: \$2,300,000 (Category A)**

## **Southeast Arkansas College**

**Security.** Southeast Arkansas College submits this request to install cameras and security devices throughout campus. This is the third request for this project.

**Recommendation: \$100,000 (Category A)**



**Technology Center South Transformers.** Southeast Arkansas College requests to replace transformers. Due to overheating through use and natural obsolescence, these transformers must be replaced. This is the third request for this project.

**Recommendation: \$25,000 (Category A)**

**ADA Update.** Southeast Arkansas College submits this request to improve handicap accessibility. This is the fifth request for this project.

**Recommendation: \$50,000 (Category A)**

**Sewer Repair.** Southeast Arkansas College submits this request for replacement of underground water and sewer lines that are approximately 50 years old and has reached life expectancy. This is the fourth request for this project.

**Recommendation: \$750,000 (Category A)**

**Projectors for Classrooms.** Southeast Arkansas College submits this request for improvements for instructional and research purposes.

**Recommendation: \$105,000 (Category A)**

### **Southern Arkansas University Tech**

**Career and Workforce Development Center.** Southern Arkansas University Tech requests to construct a 40,000 square foot Career and Workforce Development Center. It is of importance to note the key impetus for this proposal. These needs are driven by the expressed desires of businesses and industries that SAU Tech serves in Highland Industrial Park and surrounding area. These needs were expressed through 2011 survey results and on-going communication with industry partners. SAU Tech career education and workforce training has been and continues to be a strong asset to the park in adding value and quality to the products produced as well as keeping jobs in Arkansas and the United States. SAU Tech's sector partners in Defense/Aerospace employment continue to have needs of creating a pool of both qualified entry level and highly skilled workers. The facility would also serve as a much needed facility that the College's industry partners could schedule for their own use with in-house instructors and speakers. This is the 6th request for this project.

**Recommendation: \$2,750,000 (Category A)**

## **University of Arkansas Community College at Batesville**

**Workforce Training Center.** The Workforce Training Center will house classrooms, faculty offices, computer laboratories, and meeting rooms needed to support both current and planned academic programs in workforce and business outreach initiatives with community corporations and businesses. Vocational program would be housed in this facility. Currently all such programs reside in the Main classroom /Administration building and intermittently throughout the campus. These resources are insufficient to meet the immediate needs of the growth our campus is experiencing. The continued economic strength and business development of our service area have increased the demands placed on our community and workforce education programs. Workforce Training will be a critical element of UACCB's future training. This is the ninth request for this project.

**Recommendation: \$2,000,000 (Category A)**

**Instructional Equipment.** The University of Arkansas Community College at Batesville is experiencing significant demand in technology and the need for increased bandwidth. With the inception of the ARE-ON project in 2013, expenses for UACCB as well as the need for new equipment for classroom usage is critical for the instructional technology need for the campus.

**Recommendation: \$600,000 (Category A)**

**Stabilization for Vehicular bridge.** There is a creek that runs near the center of the campus which requires a bridge for ingress and egress to the east side of the campus. The vehicular bridge is the only access to the east side of the campus. Otherwise, students would have to use the state highway for commuting between classrooms and library. Stabilization of the bridge must occur for safety. There is deterioration along the creek bank which affects the stability of the bridge. The data communication between both sides of the campus is also run along the bridge. Maintenance of this bridge is required for campus safety and communication.

**Recommendation: \$150,000 (Category A)**

## **University of Arkansas Community College at Hope**

**Instructional Technology.** UACCH currently has six CIV equipped labs with equipment that is 10 years old. The College can no longer get technical support for these systems because of the age. Currently UACCH averages 32 CIV class sessions per week to 336 students.

**Recommendation: \$420,000 (Category A)**

**Testing Center.** The current testing center on campus is inadequate to handle the volume of testing required on a daily basis. This project will allow the College to renovate three existing meeting rooms into a testing center large enough to meet current and future demands. These rooms are no longer needed for meetings since the opening of Hempstead Hall.

**Recommendation: \$685,000 (Category A)**

**Texarkana Classroom Building.** This project is a 40,000 square foot facility with classrooms, computer labs, science labs, meeting rooms, testing center, and faculty offices on the Texarkana Campus. This is the second request for this project.

**Recommendation: \$1,645,000 (Category A)**

## **University of Arkansas Community College at Morrilton**

**Workforce Training Center.** The Workforce Training Center will house new labs and classrooms for the departments of Auto Collision Repair Technology, Automotive Technology, Air Conditioning, Heating & Refrigeration Technology and general technology. These departments are currently housed in space that is outdated and too small. It would be very expensive to renovate existing facilities because of their age (one building over 30 years old and the other over 50 years old), locations and poor conditions. The programs produce graduates that are quickly employed, but enrollment in the programs is limited by physical space. Enrollment often reaches maximum capacity two months before classes begin. By constructing new space, UACCM will be able to enroll approximately 30% more students in these demand areas. In addition to classroom and lab space, a One-Stop Workforce Center will be included. Unemployed and underemployed workers who visit the Center will be exposed to technical training opportunities. There will also be a workforce training area. This will provide space for workforce training for current and future businesses.

Upon completion of the new space the Technology I Building will be demolished because of the deteriorating condition. Space vacated in Technology II will require minor remodeling to provide needed expansion space for the Petroleum Technology program. The Technology III Building will be renovated and an addition will provide needed space to expand the Welding Department. This is the second request for this project.

**Recommendation: \$2,750,000 (Category A)**

---

\* Presented to the AHECB as “Table 8-A: Summary of Capital Requests/Recommendations for the 2015-17 Biennium”

## DEFINITIONS OF EXPENDITURE CATEGORIES

**Academic Support.** This category includes funds expended primarily to provide support for an institution's primary mission--teaching, research, and public service. Academic support is comprised of the following sub-categories:

Libraries. Includes salaries and operating expenses of separately organized libraries and media centers that are the responsibility of the librarian.

Museums and Galleries. Includes expenditures for activities that provide for the collection, preservation, and exhibition of historical materials, art objects, scientific displays, etc.

Organized Activities Related to Educational Departments. Includes expenditures for activities that provide support services to the three primary programs: teaching, research, and public service. These activities usually provide an opportunity for students to gain practical experience. Examples of organized activities are campus radio stations or farms.

Other Academic Support. Includes educational media services, academic computing, academic administration (deans and their support costs), and faculty development.

**Equipment Replacement.** Funds are provided for the replacement of worn or obsolete equipment. This is not an expenditure category in accounting terms since the expenditures will occur in other categories where equipment is used.

**Institutional Support.** This category includes administrative costs for institutional management such as the president's office, fiscal and personnel management, chief academic and student service officers, administrative computing, and other central institutional services that cannot be allocated to a specific department or activity.

**Instruction.** This category includes expenditures for all activities that are part of an institution's instructional program. Expenditures for credit and non-credit courses, for academic, vocational, and technical instruction, for remedial and tutorial instruction, and for any regular, special, and extension sessions are included. This category includes the following sub-categories:

Teaching Salaries. Includes only that portion of faculty salaries devoted to the teaching of credit-equivalency courses.

Departmental Operating Expenses. Includes salaries, wages, equipment, and operating expenses of instructional departments exclusive of teaching salaries.

Off-Campus Credit. Includes all credit courses offered anywhere other than in the facilities or on the grounds of a four-year institution, branch campus, or technical college. Included are expenditures for community college courses offered anywhere outside the district in which the community college is located.

Non-Credit Instruction. Encompasses courses which are not part of a degree or certificate program, such as community service courses.

**Plant Maintenance and Operation.** This category includes all costs associated with operating the campus buildings including utilities, and routine repair and maintenance of buildings.

**Public Service.** This category includes expenditures for non-instructional services beneficial to individuals and groups external to the institution. Examples are workshops, administration of non-credit courses, concerts and other cultural events intended primarily for the public, and cooperative extension services.

**Research.** This category includes all expenditures for activities specifically and separately organized to produce research outcomes. Included are expenditures for institutes, research centers, and program and project research.

**Scholarships and Fellowships.** This category includes expenditures in the form of outright grants to students selected by the institution and financed from unrestricted funds in the form of tuition remission. Performance or athletic scholarships are not included.

**Student Services.** This category includes expenditures for the offices of admissions, registrar, deans of men and women, financial aid, and counseling. Student service activities are those that contribute to the student's emotional and

physical well-being and to their intellectual, cultural, and social development outside the context of formal academic instruction.

**Transfers.** Included are funds that are transferred from the unrestricted current funds group to any of the restricted fund groups. Transfers are classified in the following three categories:

Auxiliary Transfers. This item applies to the four-year institutions and their two-year branches. An auxiliary enterprise is an entity that exists to furnish goods or services to students, faculty, or staff, and charges a fee directly related to, although not necessarily equal to, the cost of the goods or services. Most auxiliaries are expected to be self-supporting. These include dormitories, bookstores, food services, and health services. Student organizations, publications, and college unions may require a subsidy from the unrestricted educational and general budget.

Mandatory Transfers. This category includes transfers to restricted fund groups, excluding auxiliaries, arising out of legal agreements related to the financing of educational facilities, and grant agreements with the federal government or other external sources.

Non-Mandatory Transfers. This category includes transfers from the unrestricted current funds group to any restricted fund group to serve a variety of objectives unique to an institution. The most common non-mandatory transfers are to auxiliaries, to the plant reserve fund, and other transfers to loan funds, quasi-endowment funds, or pre-payments of debt principal.

THIS PAGE INTENTIONALLY LEFT BLANK



**ANNUAL FULL-TIME EQUIVALENT ENROLLMENT (FTE) FOR FY2013-14**

<b>Four-Year Universities</b>		<b>Two-Year Colleges</b>			
2013-14 FTE		2013-14 FTE		2013-14 FTE	
ASUJ	12,168	ANC	928	NWACC	5,306
ATU	8,129	ASUB	3,119	OZC	1,107
HSU	3,497	ASUMH	1,162	PCCUA	1,139
SAUM	3,071	ASUN	1,568	PTC	7,304
UAF	23,486	BRTC	1,768	RMCC	602
UAFS	5,908	CCCUA	1,027	SACC	1,192
UALR	9,137	COTO	958	SAUT	1,287
UAM	2,386	EACC	864	SEAC	1,178
UAPB	2,394	MSCC	1,164	UACCB	969
UCA	10,401	NAC	1,598	UACCH	990
		NPCC	2,135	UACCM	1,668
<b>Subtotal</b>	<b>80,577</b>				<b>39,032</b>
<b>Grand Total</b>					<b>119,608</b>

THIS PAGE INTENTIONALLY LEFT BLANK

## 2014-15 Full-Time Annualized Fall Tuition and Mandatory Fees

### TWO-YEAR INSTITUTION RESIDENT

INSTITUTION	ADHE ESTIMATE OF 2014-15 SREB AVERAGE TUITION & FEES	2014-15 ANNUAL TUITION	2014-15 ANNUAL FEES	2014-15 TUITION & FEES
<b>LOCAL TAXES (IN-DISTRICT)</b>				
ANC	3,826	1,860	230	2,090
CCCUA	3,826	1,830	502	2,332
EACC	3,826	2,340	270	2,610
MSCC	3,826	2,700	490	3,190
NAC	3,826	1,980	390	2,370
NPCC	3,826	2,670	520	3,190
NWACC	3,826	2,250	838	3,088
PCCUA	3,826	2,018	575	2,593
RMCC	3,826	2,070	870	2,940
SACC	3,826	2,430	470	2,900
UACCB	3,826	2,100	720	2,820
UACCH	3,826	1,860	520	2,380
UACCM	3,826	2,535	890	3,425
<b>AVERAGE ANNUAL</b>	<b>3,826</b>	<b>2,203</b>	<b>560</b>	<b>2,764</b>
<b>LOCAL TAXES (OUT-OF-DISTRICT/IN-STATE)</b>				
ANC	4,196	2,160	230	2,390
ASUMH	4,196	2,670	660	3,330
CCCUA	4,196	2,145	502	2,647
EACC	4,196	2,610	270	2,880
MSCC	4,196	3,300	490	3,790
NAC	4,196	2,700	390	3,090
NPCC	4,196	2,970	520	3,490
NWACC	4,196	3,675	838	4,513
PCCUA	4,196	2,393	575	2,968
RMCC	4,196	2,490	870	3,360
SACC	4,196	2,820	470	3,290
UACCB	4,196	2,475	720	3,195
UACCH	4,196	2,040	520	2,560
UACCM	4,196	2,745	890	3,635
<b>AVERAGE ANNUAL</b>	<b>4,196</b>	<b>2,657</b>	<b>567</b>	<b>3,224</b>
<b>NO LOCAL TAXES (IN-STATE)</b>				
ASUB	4,196	2,790	480	3,270
ASUN	4,196	2,700	450	3,150
BRTC	4,196	2,490	570	3,060
COTO	4,196	2,640	670	3,310
OZC	4,196	2,520	805	3,325
PTC	4,196	2,850	1,163	4,013
SAUT	4,196	3,240	810	4,050
SEAC	4,196	2,520	550	3,070
<b>AVERAGE ANNUAL</b>	<b>4,196</b>	<b>2,719</b>	<b>687</b>	<b>3,406</b>

Full-time undergraduate is defined as 30 credit hours per year per SREB guidelines.

## 2014-15 Full-Time Annualized Fall Tuition and Mandatory Fees

### TWO-YEAR INSTITUTION NON-RESIDENT

INSTITUTION	ADHE ESTIMATE OF 2014-15 SREB AVERAGE TUITION & FEES	2014-15 ANNUAL TUITION	2014-15 ANNUAL FEES	2014-15 TUITION & FEES
<b>LOCAL TAXES</b>				
ANC	8,789	3,660	230	3,890
ASUMH	8,789	4,590	660	5,250
CCCUA	8,789	4,710	502	5,212
EACC	8,789	3,120	270	3,390
MSCC	8,789	9,000	490	9,490
NAC	8,789	4,830	390	5,220
NPCC	8,789	4,020	520	4,540
NWACC	8,789	5,250	838	6,088
PCCUA	8,789	3,750	575	4,325
RMCC	8,789	5,730	870	6,600
SACC	8,789	5,070	470	5,540
UACCB	8,789	4,200	720	4,920
UACCH	8,789	4,080	520	4,600
UACCM	8,789	3,840	890	4,730
<b>AVERAGE ANNUAL</b>	<b>8,789</b>	<b>4,704</b>	<b>567</b>	<b>5,271</b>
<b>NO LOCAL TAXES</b>				
ASUB	8,789	4,830	480	5,310
ASUN	8,789	4,410	450	4,860
BRTC	8,789	5,670	570	6,240
COTO	8,789	5,280	670	5,950
OZC	8,789	5,460	805	6,265
PTC	8,789	4,590	1,163	5,753
SAUT	8,789	4,680	810	5,490
SEAC	8,789	5,040	550	5,590
<b>AVERAGE ANNUAL</b>	<b>8,789</b>	<b>4,995</b>	<b>687</b>	<b>5,682</b>

Full-time undergraduate is defined as 30 credit hours per year per SREB guidelines.

## 2014-15 Full-Time Annualized Fall Tuition and Mandatory Fees

### FOUR-YEAR INSTITUTION UNDERGRADUATE RESIDENT

INSTITUTION	ADHE ESTIMATE OF 2014-15 SREB AVERAGE TUITION & FEES	2014-15 ANNUAL TUITION	2014-15 ANNUAL FEES	2014-15 TUITION & FEES
UAF	12,473	6,823	1,385	8,208
<b>LEVEL 1 GROUP AVERAGE</b>	<b>12,473</b>	<b>6,823</b>	<b>1,385</b>	<b>8,208</b>
ASUJ	8,899	5,760	1,960	7,720
ATU	8,899	6,270	978	7,248
UALR	8,899	6,180	1,779	7,959
UCA	8,899	5,918	1,971	7,889
<b>LEVEL 3 GROUP AVERAGE</b>	<b>8,899</b>	<b>6,032</b>	<b>1,672</b>	<b>7,704</b>
HSU	7,952	5,970	1,591	7,561
<b>LEVEL 4 GROUP AVERAGE</b>	<b>7,952</b>	<b>5,970</b>	<b>1,591</b>	<b>7,561</b>
SAUM	7,758	6,300	1,356	7,656
UAM	7,758	4,230	1,852	6,082
<b>LEVEL 5 GROUP AVERAGE</b>	<b>7,758</b>	<b>5,265</b>	<b>1,604</b>	<b>6,869</b>
UAPB	6,807	4,440	1,516	5,956
UAFS	6,807	4,170	1,792	5,962
<b>LEVEL 6 GROUP AVERAGE</b>	<b>6,807</b>	<b>4,305</b>	<b>1,654</b>	<b>5,959</b>

### FOUR-YEAR INSTITUTION UNDERGRADUATE NON-RESIDENT

INSTITUTION	ADHE ESTIMATE OF 2014-15 SREB AVERAGE TUITION & FEES	2014-15 ANNUAL TUITION	2014-15 ANNUAL FEES	2014-15 TUITION & FEES
UAF	25,933	18,914	1,385	20,299
<b>LEVEL 1 GROUP AVERAGE</b>	<b>25,933</b>	<b>18,914</b>	<b>1,385</b>	<b>20,299</b>
ASUJ	20,534	11,520	1,960	13,480
ATU	20,534	12,540	978	13,518
UALR	20,534	17,250	1,779	19,029
UCA	20,534	11,835	1,971	13,806
<b>LEVEL 3 GROUP AVERAGE</b>	<b>20,534</b>	<b>13,286</b>	<b>1,672</b>	<b>14,958</b>
HSU	17,806	12,330	1,591	13,921
<b>LEVEL 4 GROUP AVERAGE</b>	<b>17,806</b>	<b>12,330</b>	<b>1,591</b>	<b>13,921</b>
SAUM	18,382	9,750	1,356	11,106
UAM	18,382	10,200	1,852	12,052
<b>LEVEL 5 GROUP AVERAGE</b>	<b>18,382</b>	<b>9,975</b>	<b>1,604</b>	<b>11,579</b>
UAPB	17,124	10,110	1,516	11,626
UAFS	17,124	11,400	1,792	13,192
<b>LEVEL 6 GROUP AVERAGE</b>	<b>17,124</b>	<b>10,755</b>	<b>1,654</b>	<b>12,409</b>

Full-time undergraduate is defined as 30 credit hours per year per SREB guidelines.

## 2014-15 Full-Time Annualized Fall Tuition and Mandatory Fees

### FOUR-YEAR INSTITUTION GRADUATE RESIDENT

INSTITUTION	ADHE ESTIMATE OF 2014-15 SREB AVERAGE TUITION & FEES	2014-15 ANNUAL TUITION	2014-15 ANNUAL FEES	2014-15 TUITION & FEES
UAF	14,039	9,319	1,109	10,428
<b>LEVEL 1 GROUP AVERAGE</b>	<b>14,039</b>	<b>9,319</b>	<b>1,109</b>	<b>10,428</b>
ASUJ	11,518	5,856	1,582	7,438
ATU	8,893	6,264	846	7,110
UALR	11,518	7,200	1,433	8,633
UCA	11,518	5,833	1,612	7,445
<b>LEVEL 3 GROUP AVERAGE</b>	<b>10,862</b>	<b>6,288</b>	<b>1,368</b>	<b>7,657</b>
HSU	8,893	5,904	1,393	7,297
<b>LEVEL 4 GROUP AVERAGE</b>	<b>8,893</b>	<b>5,904</b>	<b>1,393</b>	<b>7,297</b>
SAUM	7,735	6,288	1,082	7,370
UAM	7,735	6,000	1,474	7,474
<b>LEVEL 5 GROUP AVERAGE</b>	<b>7,735</b>	<b>6,144</b>	<b>1,278</b>	<b>7,422</b>
UAPB	7,278	4,488	1,252	5,740
<b>LEVEL 6 GROUP AVERAGE</b>	<b>7,278</b>	<b>4,488</b>	<b>1,252</b>	<b>5,740</b>

### FOUR-YEAR INSTITUTION GRADUATE NON-RESIDENT

INSTITUTION	ADHE ESTIMATE OF 2014-15 SREB AVERAGE TUITION & FEES	2014-15 ANNUAL TUITION	2014-15 ANNUAL FEES	2014-15 TUITION & FEES
UAF	27,561	22,047	1,109	23,156
<b>LEVEL 1 GROUP AVERAGE</b>	<b>27,561</b>	<b>22,047</b>	<b>1,109</b>	<b>23,156</b>
ASUJ	19,626	11,712	1,582	13,294
ATU	17,604	12,528	846	13,374
UALR	19,626	16,560	1,433	17,993
UCA	19,626	11,666	1,612	13,278
<b>LEVEL 3 GROUP AVERAGE</b>	<b>19,121</b>	<b>13,116</b>	<b>1,368</b>	<b>14,485</b>
HSU	17,604	12,120	1,393	13,513
<b>LEVEL 4 GROUP AVERAGE</b>	<b>17,604</b>	<b>12,120</b>	<b>1,393</b>	<b>13,513</b>
SAUM	17,862	9,360	1,082	10,442
UAM	17,862	11,880	1,474	13,354
<b>LEVEL 5 GROUP AVERAGE</b>	<b>17,862</b>	<b>10,620</b>	<b>1,278</b>	<b>11,898</b>
UAPB	16,580	10,200	1,252	11,452
<b>LEVEL 6 GROUP AVERAGE</b>	<b>16,580</b>	<b>10,200</b>	<b>1,252</b>	<b>11,452</b>

## 2014-15 Full-Time Annualized Fall Tuition and Mandatory Fees

### PROFESSIONAL UNDERGRADUATE

INSTITUTION	ADHE ESTIMATE OF 2014-15 SREB AVERAGE TUITION & FEES	2014-15 ANNUAL TUITION	2014-15 ANNUAL FEES	2014-15 TUITION & FEES
<b>RESIDENT</b>				
UAMS - HRP	N/A	7,350	910	8,260
UAMS- NURSING	N/A	6,096	910	7,006
<b>NONRESIDENT</b>				
UAMS - HRP	N/A	16,830	910	17,740
UAMS- NURSING	N/A	15,168	910	16,078

### PROFESSIONAL GRADUATE

INSTITUTION	ADHE ESTIMATE OF 2014-15 SREB AVERAGE TUITION & FEES	2014-15 ANNUAL TUITION	2014-15 ANNUAL FEES	2014-15 TUITION & FEES
<b>RESIDENT</b>				
UAF-LAW	23,824	10,414	1,192	11,606
UALR-LAW	23,824	9,624	1,821	11,445
UAMS-MEDICINE	32,768	24,134	910	25,044
UAMS-PHARMACY	26,425	15,000	910	15,910
UAMS-GRADUATE	N/A	6,760	910	7,670
<b>NONRESIDENT</b>				
UAF-LAW	39,418	22,830	1,192	24,022
UALR-LAW	39,418	21,101	1,821	22,922
UAMS-MEDICINE	62,550	48,268	910	49,178
UAMS-PHARMACY	36,268	30,000	910	30,910
UAMS-GRADUATE	N/A	14,526	910	15,436

THIS PAGE INTENTIONALLY LEFT BLANK



# ARKANSAS STATE UNIVERSITY – SYSTEM

## Dr. Charles Welch, President

---

### **ENABLING LAWS:**

Act 100 of 1909; A.C.A. §6-65-201 & 202; A.C.A. §6-65-209; A.C.A. §6-53-401 & 405; §6-56-102; Acts 145, 146, 192, 193, & 221 of 2012; Act 237 of 2014.

### **INSTITUTION HISTORY AND ORGANIZATION**

**Introduction:** Arkansas State University System (ASU System) serves to advance the educational and economic growth of Arkansas by supporting the Board of Trustees and providing administrative support to all the ASU campuses and entities. The ASU System includes campuses in Jonesboro, Beebe, Mountain Home and Newport. ASU-Beebe has campuses at Searcy, Heber Springs, and the Little Rock Air Force Base in Jacksonville. ASU-Newport operates campuses at Marked Tree and Jonesboro. In addition to the various academic programs leading to degrees, the ASU System supports significant programs for the state and region including economic development initiatives, leadership in the Arkansas Biosciences Institute and Arkansas Heritage Sites.

While each campus functions autonomously in its day-to-day operations, System Administration coordinates various operations that are more efficiently carried out in a system-wide basis. In addition to the President's Office, administrative functions of system administration include fiscal management, legal counsel services, governmental relations, university advancement, internal audit, and benefits management.

ASU System offers programs at the doctoral, specialist, master's, bachelor's, associate's and certificate levels. During the academic year ended June 30, 2013, the ASU System conferred 1739 graduate degrees, 1,721 bachelor's degrees, 1,603 associate degrees and 1,685 certificates. Enrollment across the ASU System for the Fall 2013 semester totaled 21,417.

**History:** Arkansas State University began in Jonesboro in 1909 as a state agriculture school. Authority to extend the curriculum, offer senior college work, and grant degrees was given to the institution by the Arkansas General Assembly in 1925. In 1933, the Arkansas General Assembly changed the name of the college to Arkansas State College. Master-level graduate programs were begun in 1955. **Arkansas State University–Jonesboro** was granted university status by the General Assembly in 1967. The University's first doctoral degree in Educational Leadership was awarded in 1992. **Arkansas State University-Beebe** began in 1927 as Junior Agricultural School of Central Arkansas. In 1955, the Arkansas General Assembly designated the school a campus of Arkansas State College. The campus became Arkansas

**ARKANSAS STATE UNIVERSITY – SYSTEM**  
**Dr. Charles Welch, President**

---

State University-Beebe in 1967. In addition to the original campus in Beebe, the institution has established campuses at the Little Rock Air Force Base in 1965, Heber Springs in 1999, and through a merger with Foothills Technical Institute, at Searcy in 2003.

In 1991, the Arkansas General Assembly created Mountain Home Technical College through the merger of Baxter County Community/Technical Center and the North Arkansas Community/ Technical Center in Mountain Home. The institution was designated **Arkansas State University-Mountain Home** in 1995.

In 1975, the Arkansas General Assembly established the White River Vocational Technical School at Newport. In 1992, the school merged with Arkansas State University-Beebe, and in 1997, was designated as **Arkansas State University-Newport**.

In 1998, the Arkansas State University Board of Trustees approved the recognition and designation of the Arkansas State University System to encompass the campuses and locations.

**Governance and Administration:** The ASU System is governed by the Board, which consists of five persons appointed by the Governor of the State. The members of the Board and years of term expiration are as follows:

Name	Term Expires
Dan Pierce, Chair	2015
Charles Luter, Vice Chair	2016
Howard Slinkard, Secretary	2017
Ron Rhodes, Member	2018
Dr. Tim Langford, Member	2019

ASU System Administration. The current officers of the System are:

Name	Office
Dr. Charles L. Welch	President
Julie Bates	Vice President for Finance
Robert Evans	Vice President for Governmental Relations
Jeff Hankins	Vice President for Strategic Communications & Economic Development

**ARKANSAS STATE UNIVERSITY – SYSTEM**  
**Dr. Charles Welch, President**

---

Steve Owens  
Lucinda McDaniel

Vice President for University Advancement  
University Counsel

Campus Administration. The four campuses of the ASU System are each led by a chancellor appointed by the Board in consultation with the President of the University. The current chancellors of the campuses are:

Name	Campus
Dr. Tim Hudson, Chancellor	ASU-Jonesboro
Dr. Eugene McKay, Chancellor	ASU-Beebe
Dr. Robin Myers, Chancellor	ASU-Mountain Home
Dr. Sandra Massey, Chancellor	ASU-Newport

**Mission Statement:** The mission of the Arkansas State University System is to contribute to the educational, cultural, and economic advancement of Arkansas by providing quality general undergraduate education and specialized programs leading to certificate, associate, baccalaureate, masters, professional, and doctoral degrees; by encouraging the pursuit of research, scholarly inquiry, and creative activity; and by bringing these intellectual resources together to develop the economy of the state and the education of its citizens throughout their lives.

**Institutional Goals:**

- Expanding participation through increasing access, enhancing diversity, improving service to non-traditional students, expanding use of distance education, and describing the advantages of continuing education.
- Increasing academic productivity through improved recruitment, increased retention, accelerated graduation, expanded continuing education opportunities, and advanced technologies.
- Producing graduates with the skills and knowledge to be capable of leadership, creative thinking, and being contributing citizens.
- Creating and disseminating new knowledge through research and investigation.
- Emphasizing the recruitment, hiring, and retention of the best possible faculty, staff, and administration.
- Expanding Arkansas's economic development by providing needed graduates, offering appropriate academic programs, marketing the system and its components as economic assets of the state, supporting research, and commercializing ideas and discoveries.

**ARKANSAS STATE UNIVERSITY – SYSTEM**  
**Dr. Charles Welch, President**

---

Due to the increased complexity of operations and scope of the ASU System, additional operating funds are requested to strengthen the General Counsel and Internal Audit functions of the System. The development of the Internal Audit Office has not kept pace with the growth of the System. Salaries are non-competitive with other universities and the private sector, and as a result, staff turnover is high. Additional monies are requested for salaries, benefits and operating to strengthen the Internal Audit function.

**ARKANSAS STATE UNIVERSITY-JONESBORO**  
**Dr. Tim Hudson, Chancellor**

---

**ENABLING LAWS**

Act 100 of 1909; A.C.A. §6-65-201 & 202; A.C.A. §6-65-209; A.C.A. §6-53-401 & 405; §6-56-102; Act 154 & 237 of 2014.

**INSTITUTION HISTORY AND ORGANIZATION**

**Introduction:**

Arkansas State University (ASU-J) programs are designed to meet the needs of the state, the region, the nation and the international community. Educating people for a global, knowledge-based economy, retraining and continuing education for the already-employed citizens of Arkansas, and providing the impetus and support for technology-based economic development are the keys to diversifying and improving our state's economy. Arkansas State offers 46 degrees, advanced certificates and graduate certificates in 161 fields of study. Those include five associate degrees in 14 fields of study, 16 bachelor's degrees in 75 fields of study, a graduate certificate in eight fields of study, 17 master's degrees in 53 fields of study, two specialist degrees in four fields of study and five doctoral degrees in eight fields of study. Arkansas State offers programs at the doctoral, specialist, master's, bachelor's and associate degree levels through the colleges of Agriculture and Technology, Business, Communications, Education, Engineering, Fine Arts, Humanities and Social Sciences, Nursing and Health Professions, Sciences and Mathematics, and University College. Additionally, A-State offers baccalaureate or graduate degree programs at A-State Degree Centers located in Beebe, Blytheville, Forrest City, Mountain Home, Newport, and West Memphis. Arkansas State awarded 3,780 degrees during the 2013-14 academic year. The number of 2013-14 degrees conferred included: 392 associate degrees; 1,824 bachelor's degrees; 12 graduate certificates; 1,316 master's degrees; 191 specialist and 45 doctoral degrees.

In order to maintain the highest quality in all its programs, A-State actively seeks evaluation from accreditation visits and program reviews to monitor academic quality. Arkansas State is accredited by the Higher Learning Commission of the North Central Association of Colleges and Schools, and individual programs are accredited by specialized accrediting agencies for the respective programs.

Enrollment for the Fall 2014 semester was 13,135 with the full-time equivalent (FTE) enrollment at 9,827. There were students from 75 counties within the state of Arkansas and 48 states across the nation. In addition, the Fall 2014 freshman class was the most academically prepared class in the history of A-State, with students holding an average ACT of 23.9 and HS GPA of 3.47. The corresponding increase in freshman average ACT scores could be attributed to the aggressive increase in admissions standards over the last few years. Although the standards increased, the Fall 2014 incoming freshman class increased 8.8 percent over Fall 2011 numbers. The first-to-second year retention rate for the

**ARKANSAS STATE UNIVERSITY-JONESBORO**  
**Dr. Tim Hudson, Chancellor**

---

Fall 2013 entering freshman re-enrolling in Fall 2014 was 74.8%. Since 2010, A-State's entering freshmen requiring remediation in math, English and/or reading declined from 40.3% to 22.5% for the Fall 2014. The number of students living on the A-State campus has steadily increased over the last several years. We have experienced more than a 34 percent increase in students residing on campus since 2007.

Arkansas State contributes to the economic development of our region and state through our academic offerings, research initiatives and outreach programs. Education and economic development are inextricably linked. A-State is committed to providing training and educational programs through the Delta Center for Economic Development. These programs are designed to assist new companies, as well as provide ongoing training for existing companies.

Arkansas State University has partnered with the New York Institute of Technology (NYIT) to bring an osteopathic medical school to the Jonesboro campus. The NYIT medical school, which was founded in 1977, is the largest "single-site" osteopathic medical school in the country. The partnership arrangement has two major benefits. First, NYIT is a nationally respected institution that has a proven track record of delivering a high-quality medical education. Secondly, the arrangement is the most financially efficient way of creating a medical school. For example, partnering with an existing school will save A-State over \$25 million in the required start-up escrow funds alone. With this new medical school, NYIT hopes to share its distinguished record of producing family physicians and internists within a part of the country that has a recognized health need and primary care physician shortage. The school, which awaits approval from the national accrediting agency, is scheduled to have a class size of 115 and start in August 2016.

Arkansas State is also the home of the Arkansas Biosciences Institute (ABI). ABI is a collaborative research effort of five institutions utilized to improve the lives of Arkansans through agricultural and medical research. Specifically, research areas include agriculture and disease, molecular innovations in food science, plant metabolic engineering and plant-based protein production. The state-of-the-art ABI facility provides significant resources for faculty, students and industry in several areas including plant genetic engineering, DNA and protein analysis, mammalian cell culture, microscopy and analytical support. ABI partners with companies to conduct research, and faculty are encouraged to identify products and processes that may someday have commercial applications.

**History:**

Arkansas State began in Jonesboro in 1909 as a state agricultural school. The campus opened as a vocational high school in 1910 and became State Agricultural and Mechanical College in 1925. Authority to extend the curriculum, offer senior college work and grant degrees was given by the Arkansas General Assembly in 1925. Senior college work was

## ARKANSAS STATE UNIVERSITY-JONESBORO

### Dr. Tim Hudson, Chancellor

---

initiated in 1930; the first bachelor's degree was granted in 1931. In 1933, the General Assembly changed the name of the school to Arkansas State College. Master-level graduate programs were initiated in 1955 and doctoral degree programs were added in 1999.

#### **Governance and Administration:**

Arkansas State is governed by a Board of Trustees, which consists of five individuals appointed by the governor for a five-year term. The members of the Board of Trustees and years of term expiration are as follows:

Name	Term Expires
Dan Pierce, chair	2015
Charles Luter, vice chair	2016
Howard Slinkard, secretary	2017
Ron Rhodes	2018
Dr. Tim Langford	2019

The current officers of the Arkansas State University-Jonesboro campus are:

- Dr. Tim Hudson, Chancellor
- Dr. Len Frey, Vice Chancellor for Finance & Administration
- Dr. Rick Stripling, Vice Chancellor for Student Affairs
- Dr. Lynita Cooksey, Provost & Vice Chancellor for Academic Affairs & Research
- Dr. Jason Penry, Vice Chancellor for University Advancement

#### **Mission Statement:**

Arkansas State University educates leaders, enhances intellectual growth and enriches lives. (A-State = e3)

#### **Institutional Goals:**

Arkansas State University-Jonesboro aspires to be an academic leader recognized for innovation and quality in teaching and learning, international standing in strategic research areas, and commitment to outreach and service to the Delta and beyond.

**ARKANSAS STATE UNIVERSITY-JONESBORO**  
**Dr. Tim Hudson, Chancellor**

---

**Additional Appropriation:**

Arkansas State University-Jonesboro is a formula-driven entity and did not make an additional request for general revenue. The increase in general revenue funding is a result of the recommendation made by the Arkansas Higher Education Coordinating Board (AHECB) to provide a minimum of 75 percent funding based on the university model framework that is governed by A.C.A. §6-61-224 and 228, and AHECB policy.

Arkansas State University-Arkansas Heritage Sites requests additional funding to establish and secure operational support for the Arkansas Heritage Sites program, which includes four Delta Heritage sites, a coordinating office on the Arkansas State University-Jonesboro campus, and support from the Arkansas State University Museum. These rural heritage sites include the Dyess Colony Administration Building and Johnny Cash Boyhood Home at Dyess, Hemingway-Pfeiffer Museum and Educational Center at Piggott, Southern Tenant Farmers Museum at Tyronza, and the Lakeport Plantation at Lake Village. These programs serve as educational laboratories for students in the Heritage Studies Ph.D. program, as well as other graduate and undergraduate programs, elementary and secondary programs, and provide professional development programs for teachers. Additionally, Heritage Sites serves as an economic catalyst for rural Arkansas communities by providing technical support for natural- and cultural-heritage tourism and preservation-based economic development strategies.



**INSTITUTION APPROPRIATION SUMMARY  
2015-17 BIENNIUM**

INSTITUTION ARKANSAS STATE UNIVERSITY - JONESBORO

	APPROPRIATION	HISTORICAL DATA						INSTITUTION REQUEST & AHECB RECOMMENDATION							
		2013-2014		2014-2015		2014-2015		2015-2016				2016-2017			
		ACTUAL	POS	BUDGETED	POS	AUTHORIZED	POS	INST REQUEST	POS	AHECB REC	POS	INST REQUEST	POS	AHECB REC	POS
1	STATE TREASURY	64,675,330		65,245,728		79,501,284		83,387,665		83,387,665		85,893,595		85,893,595	
2	CASH	117,165,058		237,174,683		237,174,683		237,174,683		237,174,683		237,174,683		237,174,683	
3	ARKANSAS BIOSCIENCES INSTITUTE	3,140,745		2,967,176		5,643,838		5,643,838		5,643,838		5,643,838		5,643,838	
4															
5															
6															
7															
8															
9															
10															
11	TOTAL	\$184,981,133	1,946	\$305,387,587	1,930	\$322,319,805	2,145	\$326,206,186	2,254	\$326,206,186	2,251	\$328,712,116	2,254	\$328,712,116	2,251
	<b>FUNDING SOURCES</b>		%		%				%		%		%		%
12	PRIOR YEAR FUND BALANCE*	0	0.00%	0	0%			0	0%	0	0%	0	0%	0	0%
13	GENERAL REVENUE	58,559,887	32%	59,090,991	19%			77,232,928	24%	77,232,928	24%	79,738,858	24%	79,738,858	24%
14	EDUCATIONAL EXCELLENCE TRUST FUND	6,010,765	3%	6,154,737	2%			6,154,737	2%	6,154,737	2%	6,154,737	2%	6,154,737	2%
15	WORKFORCE 2000	0	0%	0	0%			0	0%	0	0%	0	0%	0	0%
16	CASH FUNDS	105,682,222	57%	225,674,683	74%			225,674,683	69%	225,674,683	69%	225,674,683	69%	225,674,683	69%
17	SPECIAL REVENUES		0%		0%				0%		0%		0%		0%
18	FEDERAL FUNDS	11,482,836	6%	11,500,000	4%			11,500,000	4%	11,500,000	4%	11,500,000	3%	11,500,000	3%
19	TOBACCO SETTLEMENT FUNDS	3,140,745	2%	2,967,176	1%			5,643,838	2%	5,643,838	2%	5,643,838	2%	5,643,838	2%
20	OTHER FUNDS	104,678	0%	0	0%			0	0%	0	0%	0	0%	0	0%
21	TOTAL INCOME	\$184,981,133	100%	\$305,387,587	100%			\$326,206,186	100%	\$326,206,186	100%	\$328,712,116	100%	\$328,712,116	100%
22	EXCESS (FUNDING)/APPROPRIATION	\$0		\$0				\$0		\$0		\$0		\$0	

UNRESTRICTED EDUCATIONAL & GENERAL FUND BALANCE AS OF JUNE 30, 2014:	\$21,476,310
LESS RESERVES FOR:	
ACCOUNTS RECEIVABLE	\$2,364,279
INVENTORIES	\$2,605,789
YEAR-END ENCUMBRANCES NOT YET RECORDED AS LIABILITIES	\$0
INSURANCE DEDUCTIBLES	\$100,000
MAJOR CRITICAL SYSTEMS FAILURES	\$0
60 DAYS OF SALARIES & BENEFITS (CASH FLOW PURPOSES)	\$13,582,585
RESERVE FOR SPECIFIC ITEM (SOFTWARE, EQUIPMENT, ETC.)	\$0
OTHER (FOOTNOTE BELOW)	\$0
UNRESERVED EDUCATIONAL & GENERAL FUND BALANCE	\$2,823,657

\*Line 12 Prior Year Fund Balance includes only the portion of the fund balance needed to balance that fiscal year's budget.

**SUMMARY OF UNRESTRICTED EDUCATIONAL AND GENERAL CURRENT FUND EXPENDITURES AND INCOME  
AND AHECB GENERAL REVENUE RECOMMENDATIONS  
FOR THE 2015-2017 BIENNIUM (Non-Formula Entities)**

**ARKANSAS STATE UNIVERSITY - SYSTEM**

NAME OF INSTITUTION

	EXPENDITURE CATEGORIES	2013-2014 ACTUAL	2014-2015 BUDGETED *	2015-2017 INSTITUTIONAL REQUESTS / AHECB RECOMMENDATIONS			
				2015-2016		2016-2017	
				REQUEST	RECOMMENDATION	REQUEST	RECOMMENDATION
1	INSTRUCTION						
2	RESEARCH						
3	PUBLIC SERVICE						
4	ACADEMIC SUPPORT						
5	STUDENT SERVICES						
6	INSTITUTIONAL SUPPORT	2,719,863	3,130,210	3,410,500	3,410,500	3,515,563	3,515,563
7	OPERATION & MAIN. OF PLANT	121,430	129,164	129,164	129,164	129,164	129,164
8							
9							
10							
11							
12							
13	MANDATORY TRANSFERS						
14	AUXILIARY TRANSFERS						
15	NON-MANDATORY TRANSFERS	245,607					
16	TOTAL UNREST. E&G EXP.	\$3,086,900	\$3,259,374	\$3,539,664	\$3,539,664	\$3,644,727	\$3,644,727
17	NET LOCAL INCOME	724,220	752,722	775,304	775,304	793,136	793,136
18	PRIOR YEAR BALANCE***						
	STATE FUNDS:						
19	GENERAL REVENUE	2,362,680	2,362,680	2,620,388	2,620,388	2,707,619	2,707,619
20	EDUCATIONAL EXCELLENCE		143,972	143,972	143,972	143,972	143,972
21	WORKFORCE 2000						
22	TOBACCO SETTLEMENT FUNDS						
23	OTHER STATE FUNDS **						
24	TOTAL SOURCES OF INCOME	\$3,086,900	\$3,259,374	\$3,539,664	\$3,539,664	\$3,644,727	\$3,644,727

FORM 15-2 Nonformula

\* The amounts for Revenue Stabilization Act, Educational Excellence Trust Fund, and Workforce 2000 are based on the DF&A forecast.

\*\* Funds received for operating purposes from state appropriations other than RSA, EETF, and WF2000 (e.g. General Improvement) should be reported on Line 23 "Other State Funds" and identified in a footnote.

\*\*\*Line 18 Prior Year Fund Balance includes only the portion of the fund balance needed to balance that fiscal year's budget.

**SUMMARY OF UNRESTRICTED EDUCATIONAL AND GENERAL CURRENT FUND EXPENDITURES AND INCOME  
AND AHECB GENERAL REVENUE RECOMMENDATIONS  
FOR THE 2015-17 BIENNIUM (Non-Formula Entities)**

**ARKANSAS STATE UNIVERSITY - HERITAGE SITES**

NAME OF INSTITUTION

	EXPENDITURE CATEGORIES	2013-2014 ACTUAL	2014-2015 BUDGETED *	2015-2017 INSTITUTIONAL REQUESTS / AHECB RECOMMENDATIONS			
				2015-2016		2016-2017	
				REQUEST	RECOMMENDATION	REQUEST	RECOMMENDATION
1	INSTRUCTION						
2	RESEARCH						
3	PUBLIC SERVICE	820,615	1,000,173	2,397,186	2,360,500	2,469,100	2,431,315
4	ACADEMIC SUPPORT						
5	STUDENT SERVICES						
6	INSTITUTIONAL SUPPORT						
7	OPERATION & MAIN. OF PLANT						
8							
9							
10							
11							
12							
13	MANDATORY TRANSFERS						
14	AUXILIARY TRANSFERS						
15	NON-MANDATORY TRANSFERS	1,259					
16	TOTAL UNREST. E&G EXP.	\$821,874	\$1,000,173	\$2,397,186	\$2,360,500	\$2,469,100	\$2,431,315
17	NET LOCAL INCOME	521,874	650,173				
18	PRIOR YEAR BALANCE***						
	STATE FUNDS:						
19	GENERAL REVENUE	300,000	350,000	2,397,186	2,360,500	2,469,100	2,431,315
20	EDUCATIONAL EXCELLENCE						
21	WORKFORCE 2000						
22	TOBACCO SETTLEMENT FUNDS						
23	OTHER STATE FUNDS **						
24	TOTAL SOURCES OF INCOME	\$821,874	\$1,000,173	\$2,397,186	\$2,360,500	\$2,469,100	\$2,431,315

FORM 15-2 Nonformula

\* The amounts for Revenue Stabilization Act, Educational Excellence Trust Fund, and Workforce 2000 are based on the DF&A forecast.

\*\* Funds received for operating purposes from state appropriations other than RSA, EETF, and WF2000 (e.g. General Improvement) should be reported on Line 23 "Other State Funds" and identified in a footnote.

\*\*\*Line 18 Prior Year Fund Balance includes only the portion of the fund balance needed to balance that fiscal year's budget.

**APPROPRIATION ACT FORM - STATE TREASURY  
2015-17 BIENNIUM**

FUND CKA0000

INSTITUTION ARKANSAS STATE UNIVERSITY - JONESBORO

APPROPRIATION 299

	DESCRIPTION	ACTUAL 2013-2014	BUDGETED 2014-2015	AUTHORIZED APPROPRIATION 2014-2015	INSTITUTIONAL REQUEST / AHECB RECOMMENDATION		LEGISLATIVE RECOMMENDATION	
					2015-2016	2016-2017	2015-2016	2016-2017
1	REGULAR SALARIES	49,447,243	49,918,805	60,051,720	63,054,306	64,945,935		
2	EXTRA HELP WAGES			112,943	118,590	122,148		
3	OVERTIME							
4	PERSONAL SERVICES MATCHING	7,459,274	8,041,383	9,673,687	10,157,371	10,462,092		
5	OPERATING EXPENSES	7,245,374	6,785,540	8,795,539	9,178,981	9,473,650		
6	CONFERENCE FEES & TRAVEL							
7	PROFESSIONAL FEES AND SERVICES							
8	CAPITAL OUTLAY			367,395	378,417	389,770		
9	FUNDED DEPRECIATION	500,000	500,000	500,000	500,000	500,000		
10	WORKER'S COMP/SURETY PREMIUM	23,439			0			
11								
12								
13								
14	TOTAL APPROPRIATION	\$64,675,330	\$65,245,728	\$79,501,284	\$83,387,665	\$85,893,595	\$0	\$0
15	PRIOR YEAR FUND BALANCE**							
16	GENERAL REVENUE	58,559,887	59,090,991		77,232,928	79,738,858		
17	EDUCATIONAL EXCELLENCE TRUST FUND	6,010,765	6,154,737		6,154,737	6,154,737		
18	SPECIAL REVENUES * [WF2000]							
19	FEDERAL FUNDS IN STATE TREASURY							
20	TOBACCO SETTLEMENT FUNDS							
21	OTHER STATE TREASURY FUNDS	104,678						
22	TOTAL INCOME	\$64,675,330	\$65,245,728		\$83,387,665	\$85,893,595	\$0	\$0
23	EXCESS (FUNDING)/APPROPRIATION	\$0	\$0		\$0	\$0	\$0	\$0

\* Report WF2000 funds on line 18 - "Special Revenues".

FORM 15-3

\*\*Line 15 Prior Year Fund Balance includes only the portion of the fund balance needed to balance that fiscal year's budget.

**Other State Treasury Funds:**

M&R Transfers	33,621
Tuition Adjustment	71,057
<b>Total</b>	<b>\$ 104,678</b>

**Allocation Request/Recommendation for General Revenue**

	2015-2016	2016-2017
(1) ASU-Jonesboro	78,262,805	80,610,689
(2) ASU-System Office	2,764,360	2,851,591
(3) ASU-Heritage Sites	2,360,500	2,431,315
<b>Total</b>	<b>\$ 83,387,665</b>	<b>\$ 85,893,595</b>

**APPROPRIATION ACT FORM - STATE TREASURY  
2015-2017 BIENNIUM**

FUND TSF0100

INSTITUTION ARKANSAS STATE UNIVERSITY - JONESBORO  
ARKANSAS BIOSCIENCES INSTITUTE

APPROPRIATION 318

	DESCRIPTION	ACTUAL 2013-2014	BUDGETED 2014-2015	AUTHORIZED APPROPRIATION 2014-2015	INSTITUTIONAL REQUEST / AHECB RECOMMENDATION		LEGISLATIVE RECOMMENDATION	
					2015-2016	2016-2017	2015-2016	2016-2017
1	REGULAR SALARIES	1,426,525	1,182,222	2,249,024	2,249,024	2,249,024		
2	EXTRA HELP WAGES	8,856	8,365	15,914	15,914	15,914		
3	OVERTIME							
4	PERSONAL SERVICES MATCHING	349,525	304,973	580,171	580,171	580,171		
5	OPERATING EXPENSES	1,346,490	1,390,487	2,627,694	2,627,694	2,627,694		
6	CONFERENCE FEES & TRAVEL							
7	PROFESSIONAL FEES AND SERVICES							
8	CAPITAL OUTLAY	8,766	81,129	171,035	171,035	171,035		
10	FUNDED DEPRECIATION							
11	HERITAGE SITES							
12	WORKER'S COMP/SURETY PREMIUM	583						
13								
14	TOTAL APPROPRIATION	\$3,140,745	\$2,967,176	\$5,643,838	\$5,643,838	\$5,643,838	\$0	\$0
15	PRIOR YEAR FUND BALANCE**							
16	GENERAL REVENUE							
17	EDUCATIONAL EXCELLENCE TRUST FUND							
18	SPECIAL REVENUES * [WF2000]							
19	FEDERAL FUNDS IN STATE TREASURY							
20	TOBACCO SETTLEMENT FUNDS	3,140,745	2,967,176		5,643,838	5,643,838		
21	OTHER STATE TREASURY FUNDS							
22	TOTAL INCOME	\$3,140,745	\$2,967,176		\$5,643,838	\$5,643,838	\$0	\$0
23	EXCESS (FUNDING)/APPROPRIATION	\$0	\$0		\$0	\$0	\$0	\$0

\* Report WF2000 funds on line 18 - "Special Revenues".

FORM 15-3

\*\*Line 15 Prior Year Fund Balance includes only the portion of the fund balance needed to balance that fiscal year's budget.

**APPROPRIATION ACT FORM - CASH FUNDS  
2015-2017 BIENNIUM**

FUND 2050000

INSTITUTION ARKANSAS STATE UNIVERSITY - JONESBORO

APPROPRIATION A70

	DESCRIPTION	ACTUAL 2013-2014	BUDGETED 2014-2015	AUTHORIZED APPROPRIATION 2014-2015	INSTITUTIONAL REQUEST / AHECB RECOMMENDATION		LEGISLATIVE RECOMMENDATION	
					2015-2016	2016-2017	2015-2016	2016-2017
1	REGULAR SALARIES	20,212,306	33,000,000	33,000,000	33,000,000	33,000,000		
2	EXTRA HELP WAGES	6,148,445	9,500,000	9,500,000	9,500,000	9,500,000		
3	OVERTIME							
4	PERSONAL SERVICES MATCHING	11,380,825	15,000,000	15,000,000	15,000,000	15,000,000		
5	OPERATING EXPENSES	29,115,501	55,000,000	55,000,000	55,000,000	55,000,000		
6	CONFERENCE FEES & TRAVEL		7,000,000	7,000,000	7,000,000	7,000,000		
7	PROFESSIONAL FEES AND SERVICES	18,566,897	25,000,000	25,000,000	25,000,000	25,000,000		
8	CAPITAL OUTLAY	17,379,057	18,000,000	18,000,000	18,000,000	18,000,000		
9	CAPITAL IMPROVEMENTS	1,498,938	52,349,683	52,349,683	52,349,683	52,349,683		
10	DEBT SERVICE	12,738,632	22,000,000	22,000,000	22,000,000	22,000,000		
11	FUND TRANSFERS, REFUNDS AND INVESTMENTS							
12	PROMOTIONAL MATERIALS	124,457	200,000	200,000	200,000	200,000		
13	RESALE	0	125,000	125,000	125,000	125,000		
14								
15								
16	TOTAL APPROPRIATION	\$117,165,058	\$237,174,683	\$237,174,683	\$237,174,683	\$237,174,683	\$0	\$0
17	PRIOR YEAR FUND BALANCE***							
18	TUITION AND MANDATORY FEES	76,571,826	80,000,000		82,400,000	84,872,000		
19	ALL OTHER FEES							
20	SALES AND SERVICES RELATED TO EDUCATIONAL DEPARTMENTS	1,799,459	1,800,000		1,800,000	1,800,000		
21	INVESTMENT INCOME	2,229,979	2,300,000		2,300,000	2,300,000		
22	FEDERAL CASH FUNDS	11,482,836	11,500,000		11,500,000	11,500,000		
23	OTHER CASH FUNDS	25,080,958	141,574,683		139,174,683	136,702,683		
24	TOTAL INCOME	\$117,165,058	\$237,174,683		\$237,174,683	\$237,174,683	\$0	\$0
25	EXCESS (FUNDING)/APPROPRIATION	\$0	\$0		\$0	\$0	\$0	\$0

**TOTAL NUMBER OF POSITIONS (GENERAL REVENUE AND CASH COMBINED)**

	ACTUAL 2013-2014	BUDGETED 2014-2015	AUTHORIZED 2014-2015	REQUEST	RECOMMEND	LEGISLATIVE RECOMMENDATION
				2015-2017	2015-2017	2015-2017
REGULAR POSITIONS	1,946	1,930	2,145	2,254	2,251	
TOBACCO POSITIONS	39	31	49	53	53	
EXTRA HELP **	941	865	2,114	2,114	2,114	

FORM 15-4

\*\* The total number of Extra-Help shown in the requested column will be the total extra-Help positions [General Revenue and Cash] requested to be authorized.

\*\*\*Line 18 Prior Year Fund Balance includes only the portion of the fund balance needed to balance that fiscal year's budget.

**AUXILIARY ENTERPRISE CASH INCOME AND EXPENDITURES**

ARKANSAS STATE UNIVERSITY - JONESBORO  
(NAME OF INSTITUTION)

	ACTIVITY	ACTUAL 2013-2014				BUDGETED 2014-2015			
		INCOME	OPERATING EXPENSES	DEBT SERVICE	NET INCOME	INCOME	OPERATING EXPENSES	DEBT SERVICE	NET INCOME
1	INTERCOLLEGIATE ATHLETICS *	10,670,335	15,690,189		(5,019,854)	10,865,157	15,438,520		(4,573,363)
2	HOUSING	13,575,058	5,902,937	6,560,097	1,112,024	14,255,605	7,346,505	6,896,760	12,340
3	FOOD SERVICES	1,269,654	288,560		981,094	965,000	238,757		726,243
4	STUDENT UNION	2,798,899	1,430,131	1,197,892	170,876	2,665,603	1,444,550	1,200,632	20,421
5	BOOKSTORE	367,633	60,952		306,681	480,000	68,000		412,000
6	STUDENT ORGANIZATIONS AND PUBLICATIONS	142,520	139,450		3,070	145,000	144,754		246
7	OTHER	2,767,322	2,287,036	408,183	72,103	3,351,883	2,250,993	409,156	691,734
8	SUBTOTAL	\$31,591,421	\$25,799,255	\$8,166,172	(\$2,374,006)	\$32,728,248	\$26,932,079	\$8,506,548	(\$2,710,379)
9	ATHLETIC TRANSFER **	1,214,927			1,214,927	1,235,581			1,235,581
10	OTHER TRANSFERS ***	1,179,684			1,179,684	1,474,798			1,474,798
11	GRAND TOTAL INCOME, OPERATING EXPENSES, & DEBT SERVICE FOR AUXILIARY ENTERPRISES	\$33,986,032	\$25,799,255	\$8,166,172	\$20,605	\$35,438,627	\$26,932,079	\$8,506,548	\$0

\* Intercollegiate athletic income should include the institutional board of trustees' approved student athletic fees.

FORM 15-5

\*\* For both two-year and four-year institutions, line 9, Athletic Transfer should contain the amount transferred from E&G to athletics.

\*\*\* For both two-year and four-year institutions, line 10, Other Transfers should contain the amount either transferred from E&G to support the college union, student organizations and student publications; or from auxiliary to other funds (e.g. plant funds), shown as a negative number.

NOTE: Line 7 Other - Convocation Center, Parking Services, Miscellaneous

NOTE: Line 10 Other Transfers - Athletics, Convocation Center, Undesignated (Transfers In); Housing, Food Service, Student Union, Parking (Transfers Out)

**EMPLOYMENT INFORMATION  
IDENTIFICATION BY EMPLOYMENT CLASSIFICATION**

ARKANSAS STATE UNIVERSITY - JONESBORO  
(NAME OF INSTITUTION)

TOTAL NUMBER OF EMPLOYEES IN FISCAL YEAR 2013-2014:						<u>1,985</u>
(As of November 1, 2013 )						
Nonclassified Administrative Employees:						
White Male:	<u>123</u>	Black Male:	<u>25</u>	Other Male:	<u>16</u>	Total Male: <u>164</u>
White Female:	<u>239</u>	Black Female:	<u>35</u>	Other Female:	<u>11</u>	Total Female: <u>285</u>
Nonclassified Health Care Employees:						
White Male:	<u>0</u>	Black Male:	<u>0</u>	Other Male:	<u>0</u>	Total Male: <u>0</u>
White Female:	<u>0</u>	Black Female:	<u>0</u>	Other Female:	<u>0</u>	Total Female: <u>0</u>
Classified Employees:						
White Male:	<u>232</u>	Black Male:	<u>22</u>	Other Male:	<u>8</u>	Total Male: <u>262</u>
White Female:	<u>316</u>	Black Female:	<u>52</u>	Other Female:	<u>13</u>	Total Female: <u>381</u>
Faculty:						
White Male:	<u>312</u>	Black Male:	<u>23</u>	Other Male:	<u>76</u>	Total Male: <u>411</u>
White Female:	<u>363</u>	Black Female:	<u>48</u>	Other Female:	<u>71</u>	Total Female: <u>482</u>
Total White Male:	<u>667</u>	Total Black Male:	<u>70</u>	Total Other Male:	<u>100</u>	Total Male: <u>837</u>
Total White Female:	<u>918</u>	Total Black Female:	<u>135</u>	Total Other Female:	<u>95</u>	Total Female: <u>1,148</u>
Total White:	<u>1,585</u>	Total Black:	<u>205</u>	Total Other:	<u>195</u>	Total Employees: <u>1,985</u>
				<b>Total Minority:</b>	<u>400</u>	

FORM 15-6



**ARKANSAS PUBLIC HIGHER EDUCATION INSTITUTIONS AND ENTITIES**  
**STATE CONTRACTS OVER \$50,000 AWARDED TO MINORITY OWNED BUSINESSES**  
 Fiscal Year 2014  
 Required by A.C.A. 25-36-104

**Institution**

ARKANSAS STATE UNIVERSITY - JONESBORO

Minority Business	Total Contract Awarded	Minority Type per A.C.A. 15-4-303 (2)					
		African American	Hispanic American	American Indian	Asian American	Pacific Islander American	Disabled Veteran
N/A							

**TOTAL NUMBER OF MINORITY CONTRACTS AWARDED** 0

**TOTAL EXPENDITURES ON CONTRACTS AWARDED** \$31,223,201

(Total Expenditures equals ALL Contracts Exceeding \$50,000--Minority and Non-Minority)

**% OF MINORITY CONTRACTS AWARDED** 0%

**DIVISION OF LEGISLATIVE AUDIT  
AUDIT OF ARKANSAS STATE UNIVERSITY  
June 30, 2013**

<i>Finding No. 1:</i>	Our audit noted control weaknesses in the area of general information system security policies and procedures. Due to the sensitive nature of the conditions found, we have conveyed these findings to management in a separate letter. A similar finding was reported in the previous audit.
<i>Institution's Response</i>	The University concurs with the findings and will act to address each. Due to the sensitive nature of the findings, the University has responded to each individually and in detail in a separate letter to the committee staff.

# ARKANSAS TECH UNIVERSITY

## Dr. Robin E. Bowen, President

---

### ENABLING LAWS

Act 100 of 1909, Act 242 of 1975, Act 260 of 2007 and Act 192 of 2014

### INSTITUTIONAL HISTORY AND ORGANIZATION

Arkansas Tech University was created in 1909 by Act 100 of the 37<sup>th</sup> Arkansas General Assembly and subsequently located in Russellville. The first day of class was Oct. 26, 1910. Originally known as the Second District Agricultural School, the name of the institution was changed to Arkansas Polytechnic College in 1925 and Arkansas Tech University in 1976.

Today, more than 120 academic programs are offered on the main campus of Arkansas Tech in Russellville through the College of Arts and Humanities, the College of Business, the College of Education, the College of Engineering and Applied Sciences, the College of Natural and Health Sciences, the College of Professional Studies and Community Outreach and the Graduate College.

Included in those main campus offerings are the five most popular among college freshmen --- business, engineering, the physical and biological sciences, the social sciences and teacher education. Pre-professional programs prepare Tech students to become doctors, dentists, lawyers, pharmacists, physical therapists and veterinarians.

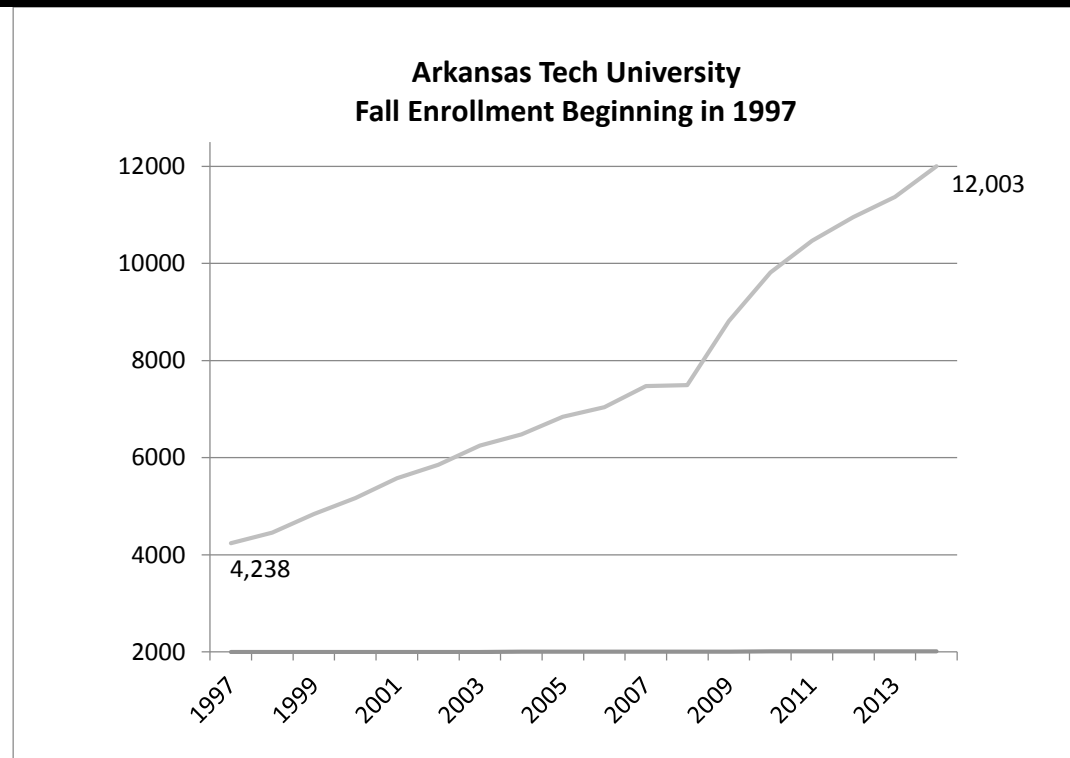
A commitment to serving a diverse community of learners through stackable degrees is demonstrated by the fact that Arkansas Tech has grown to include Arkansas Tech-Ozark Campus, Arkansas Tech Career Center in Russellville and eTech, the digital campus of Arkansas Tech.

By expanding the breadth of its academic offerings, Arkansas Tech is now in a position to provide educational attainment opportunities that include certificates of proficiency, technical certificates, associate degrees, baccalaureate degrees, master degrees, a specialist degree and, beginning in 2015, a doctoral degree.

Arkansas Tech has been named one of the 10 fastest-growing public master's degree-granting universities in the United States by *The Chronicle of Higher Education* two consecutive years.

Fall 2014 marks the 16<sup>th</sup> consecutive record enrollment for Arkansas Tech and the first time that enrollment at the institution has exceeded 12,000.

**ARKANSAS TECH UNIVERSITY**  
**Dr. Robin E. Bowen, President**



Enrollment has grown by 183 percent since 1997, a period of growth that has seen Arkansas Tech establish the third-largest enrollment among colleges and universities in its state.

Arkansas Tech also maintains one of the top three graduation rates among public colleges and universities in Arkansas. Annual degree production at Arkansas Tech increased by 268 percent from 1993-2013.

The pursuit of increased diversity at Arkansas Tech extends beyond its academic offerings and into the composition of its student body. In 2004, 10 percent of Arkansas Tech students were from minority groups. In 2014, that number has increased to 22.4 percent of the student body. African-American enrollment increased by 204 percent from 2004-2013, and Hispanic enrollment increased by 451 percent over that same time frame.

# **ARKANSAS TECH UNIVERSITY**

## **Dr. Robin E. Bowen, President**

---

The Higher Learning Commission of the North Central Association of Colleges and Schools granted Arkansas Tech continued accreditation for a period of 10 years following its most comprehensive evaluation in 2011.

In a statement of affiliation status for Arkansas Tech dated Aug. 17, 2011, The Higher Learning Commission noted that no further reports are required and that no other campus visits concerning accreditation from the North Central Association of Colleges and Schools are scheduled before the next comprehensive evaluation in 2020-2021.

### **MISSION STATEMENT**

Arkansas Tech University, a state-supported institution of higher education, is dedicated to nurturing scholastic development, integrity, and professionalism. The university offers a wide range of traditional and innovative programs which provide a solid educational foundation for life-long learning to a diverse community of learners.

### **STRATEGIC PLANNING**

Arkansas Tech has charted a course for its future by focusing on five objectives determined through a campus-wide, participatory system of strategic planning.

Those five objectives of co-equal importance are:

- Enhance the creation and delivery of first quality education services.
- Improve enrollment management by focusing on student success.
- Develop the physical plant to be appropriate to the university mission.
- Expand university partnerships with private individuals, corporations and foundations.
- Effectively market the university.

Under the leadership of Dr. Robin E. Bowen, who took office as president on July 1, 2014, Arkansas Tech will re-visit its strategic planning process over the next 12-to-18 months and determine objectives and goals for the next 5-to-6 years.

### **PERSONNEL REQUEST**

The growth of the university was recognized by the Southern Regional Education Board when Arkansas Tech was granted SREB Four-Year Level III status. Notation of this new designation for Arkansas Tech was made during the Arkansas Higher Education Coordinating Board meeting in July 2014.

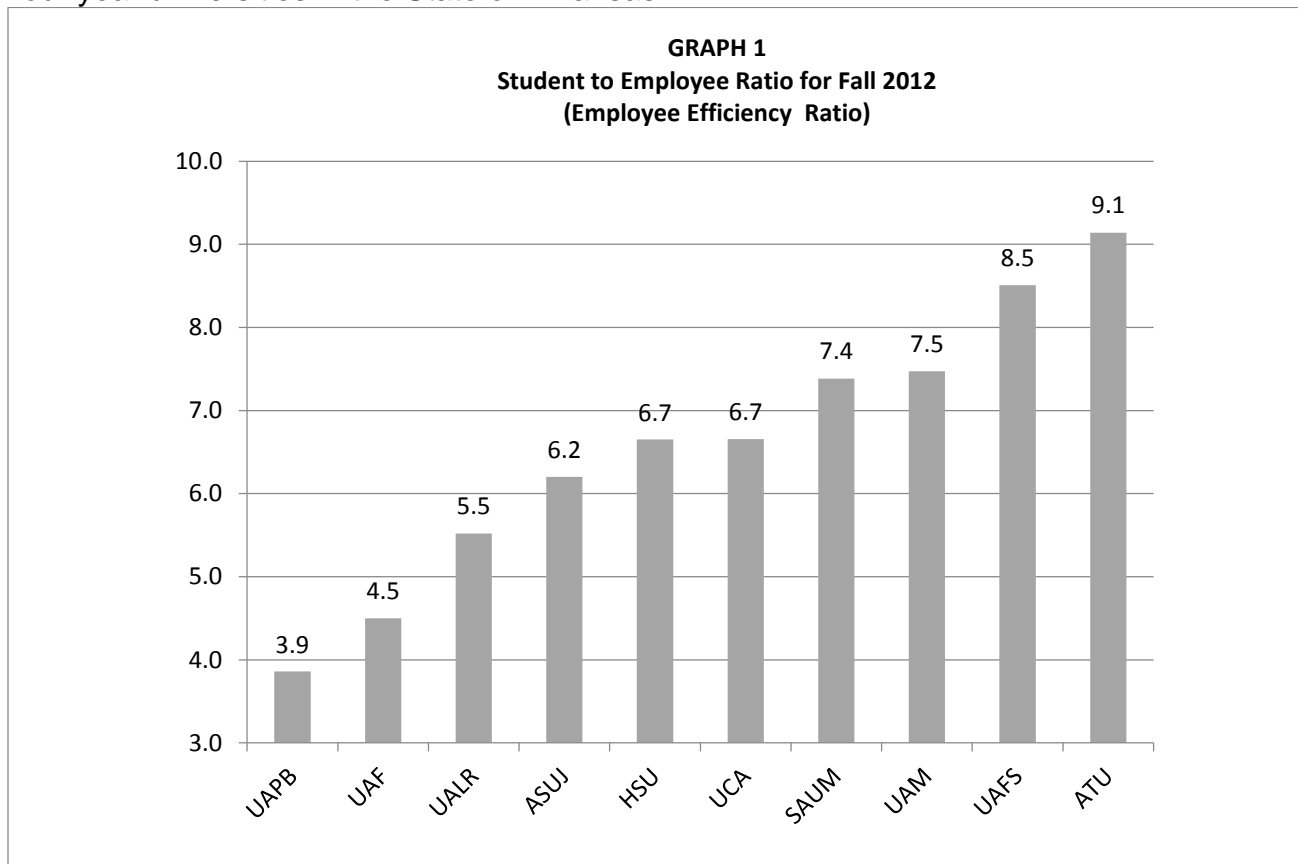
As a result of its reclassification, Arkansas Tech joins a group of peer institutions that includes Arkansas State University,

# ARKANSAS TECH UNIVERSITY

## Dr. Robin E. Bowen, President

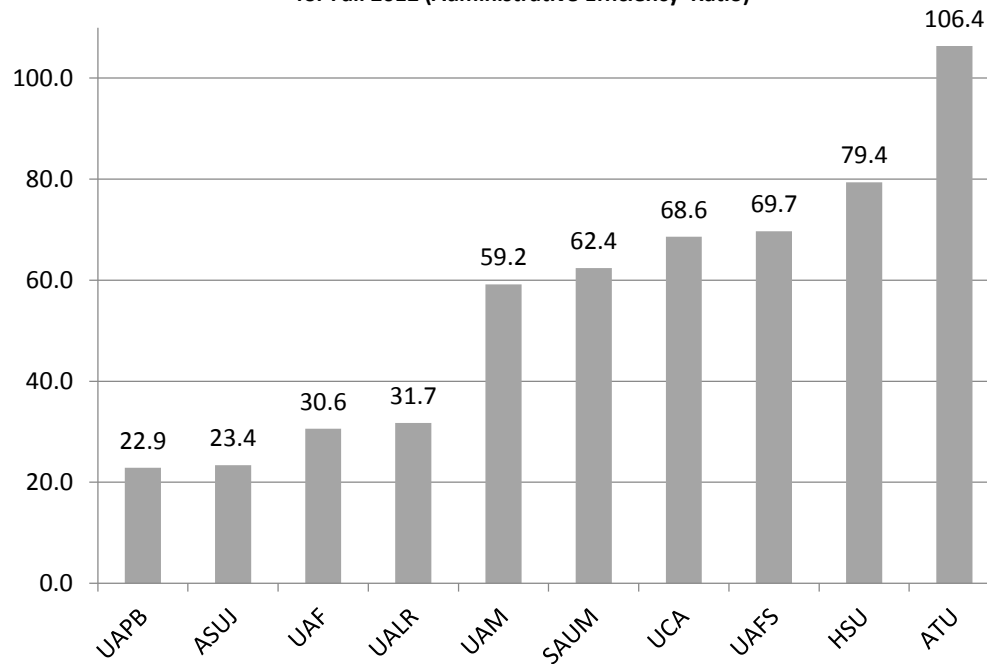
the University of Arkansas at Little Rock and the University of Central Arkansas.

As a means of ensuring continuation of the success that Arkansas Tech has enjoyed during its rapid growth over the past two decades, the university is requesting approval of 279 additional positions for a total of 1,702 positions. The total position request is well below the total number of positions authorized for the University of Central Arkansas, Arkansas State University and the University of Arkansas at Little Rock. Two graphs follow which depict a student to employee efficiency ratio and a student to employee administrative efficiency ratio, computed by Arkansas Tech, from IPEDS most recent data release for the four year universities in the State of Arkansas.



**ARKANSAS TECH UNIVERSITY**  
**Dr. Robin E. Bowen, President**

**GRAPH 2**  
**Student to Management, Business, and Finance Employee**  
**for Fall 2012 (Administrative Efficiency Ratio)**



THIS PAGE INTENTIONALLY LEFT BLANK



**INSTITUTION APPROPRIATION SUMMARY  
2015-2017 BIENNIUM**

INSTITUTION ARKANSAS TECH UNIVERSITY

	APPROPRIATION	HISTORICAL DATA						INSTITUTION REQUEST & AHECB RECOMMENDATION							
		2013-2014		2014-2015		2014-2015		2015-2016				2016-2017			
		ACTUAL	POS	BUDGETED	POS	AUTHORIZED	POS	INST REQUEST	POS	AHECB REC	POS	INST REQUEST	POS	AHECB REC	POS
1	STATE TREASURY	34,750,079		35,066,303		40,559,851		46,288,469		46,288,469		47,677,123		47,677,123	
2	CASH	73,320,468		112,037,398		112,037,398		187,246,858		187,246,858		187,246,858		187,246,858	
3															
4															
5															
6															
7															
8															
9															
10															
11	TOTAL	\$108,070,547	1,191	\$147,103,701	1,294	\$152,597,249	1,423	\$233,535,327	1,702	\$233,535,327	1,670	\$234,923,981	1,702	\$234,923,981	1,670
	<b>FUNDING SOURCES</b>		%		%				%		%		%		%
12	PRIOR YEAR FUND BALANCE*	0	0.00%	0	0%			0	0%	0	0%	0	0%	0	0%
13	GENERAL REVENUE	31,940,740	30%	32,216,531	22%			43,438,697	19%	43,438,697	19%	44,827,351	19%	44,827,351	19%
14	EDUCATIONAL EXCELLENCE TRUST FUND	2,014,849	2%	2,063,110	1%			2,063,110	1%	2,063,110	1%	2,063,110	1%	2,063,110	1%
15	WORKFORCE 2000	794,490	1%	786,662	1%			786,662	0%	786,662	0%	786,662	0%	786,662	0%
16	CASH FUNDS	71,509,863	66%	110,136,263	75%			185,302,947	79%	185,302,947	79%	185,259,209	79%	185,259,209	79%
17	SPECIAL REVENUES		0%		0%				0%		0%		0%		0%
18	FEDERAL FUNDS	1,810,605	2%	1,901,135	1%			1,943,911	1%	1,943,911	1%	1,987,649	1%	1,987,649	1%
19	TOBACCO SETTLEMENT FUNDS	0	0%	0	0%			0	0%	0	0%	0	0%	0	0%
20	OTHER FUNDS	0	0%	0	0%			0	0%	0	0%	0	0%	0	0%
21	TOTAL INCOME	\$108,070,547	100%	\$147,103,701	100%			\$233,535,327	100%	\$233,535,327	100%	\$234,923,981	100%	\$234,923,981	100%
22	EXCESS (FUNDING)/APPROPRIATION	\$0		\$0				\$0		\$0		\$0		\$0	

UNRESTRICTED EDUCATIONAL & GENERAL FUND BALANCE AS OF JUNE 30, 2014:	\$31,853,968
LESS RESERVES FOR:	
ACCOUNTS RECEIVABLE	\$5,234,467
INVENTORIES	\$761,424
YEAR-END ENCUMBRANCES NOT YET RECORDED AS LIABILITIES	\$0
INSURANCE DEDUCTIBLES	\$0
MAJOR CRITICAL SYSTEMS FAILURES	\$3,326,071
60 DAYS OF SALARIES & BENEFITS (CASH FLOW PURPOSES)	\$8,350,000
RESERVE FOR SPECIFIC ITEM (SOFTWARE, EQUIPMENT, ETC.)	\$0
OTHER (FOOTNOTE BELOW)	\$13,123,630
UNRESERVED EDUCATIONAL & GENERAL FUND BALANCE	\$1,058,376

\*Line 12 Prior Year Fund Balance includes only the portion of the fund balance needed to balance that fiscal year's budget.

NOTE: OTHER - Tree Planting Project (75,600), Tree Irrigation Project (51,590), Caraway Renovation (284,315), Jones Hall Renovation (603,625), Glenwood Parking Lot N. (97,484), Tucker Coliseum South Parking (218,892), Doc Bryan (5,370,750), Public Safety (1,464,375), Hull Building (4,957,000), Total (13,123,630)

**APPROPRIATION ACT FORM - STATE TREASURY  
2015-2017 BIENNIUM**

FUND COA0000

INSTITUTION ARKANSAS TECH UNIVERSITY

APPROPRIATION 567

	DESCRIPTION	ACTUAL 2013-2014	BUDGETED 2014-2015	AUTHORIZED APPROPRIATION 2014-2015	INSTITUTIONAL REQUEST / AHECB RECOMMENDATION		LEGISLATIVE RECOMMENDATION	
					2015-2016	2016-2017	2015-2016	2016-2017
1	REGULAR SALARIES	25,071,912	25,401,022	27,845,740	31,815,681	32,778,022		
2	EXTRA HELP WAGES	2,316,267	2,349,909	2,627,249	3,001,814	3,092,610		
3	OVERTIME							
4	PERSONAL SERVICES MATCHING	2,951,466	2,817,993	5,559,858	6,352,522	6,544,669		
5	OPERATING EXPENSES	4,054,349	4,148,498	4,148,498	4,739,946	4,883,316		
6	CONFERENCE FEES & TRAVEL	0	0	29,625	29,625	29,625		
7	PROFESSIONAL FEES AND SERVICES	0	0	0	0	0		
8	CAPITAL OUTLAY	0	0	0	0	0		
9	FUNDED DEPRECIATION	348,881	348,881	348,881	348,881	348,881		
10	WORKER'S COMP/SURETY PREMIUM	7,204						
11								
12								
13	TOTAL APPROPRIATION	\$34,750,079	\$35,066,303	\$40,559,851	\$46,288,469	\$47,677,123	\$0	\$0
14	PRIOR YEAR FUND BALANCE**	0	0		0	0		
15	GENERAL REVENUE	31,940,740	32,216,531		43,438,697	44,827,351		
16	EDUCATIONAL EXCELLENCE TRUST FUND	2,014,849	2,063,110		2,063,110	2,063,110		
17	SPECIAL REVENUES * [WF2000]	794,490	786,662		786,662	786,662		
18	FEDERAL FUNDS IN STATE TREASURY	0	0		0	0		
19	TOBACCO SETTLEMENT FUNDS	0	0		0	0		
20	OTHER STATE TREASURY FUNDS	0	0		0	0		
21	TOTAL INCOME	\$34,750,079	\$35,066,303		\$46,288,469	\$47,677,123	\$0	\$0
22	EXCESS (FUNDING)/APPROPRIATION	\$0	\$0		\$0	\$0	\$0	\$0

\* Report WF2000 funds on line 17 - "Special Revenues".

\*\*Line 14 Prior Year Fund Balance includes only the portion of the fund balance needed to balance that fiscal year's budget.

**APPROPRIATION ACT FORM - CASH FUNDS  
2015-2017 BIENNIUM**

FUND 2100000

INSTITUTION ARKANSAS TECH UNIVERSITY

APPROPRIATION B11

	DESCRIPTION	ACTUAL 2013-2014	BUDGETED 2014-2015	AUTHORIZED APPROPRIATION 2014-2015	INSTITUTIONAL REQUEST / AHECB RECOMMENDATION		LEGISLATIVE RECOMMENDATION	
					2015-2016	2016-2017	2015-2016	2016-2017
1	REGULAR SALARIES	17,393,193	18,385,982	18,385,982	28,985,982	28,985,982		
2	EXTRA HELP WAGES	3,431,348	3,450,000	3,450,000	8,075,000	8,075,000		
3	OVERTIME	50,874	287,775	287,775	350,000	350,000		
4	PERSONAL SERVICES MATCHING	8,581,248	8,694,747	8,694,747	12,694,747	12,694,747		
5	OPERATING EXPENSES	23,615,190	24,416,039	24,416,039	44,416,039	44,416,039		
6	CONFERENCE FEES & TRAVEL	655,582	912,500	912,500	2,950,000	2,950,000		
7	PROFESSIONAL FEES AND SERVICES	1,321,956	2,049,603	2,049,603	11,250,000	11,250,000		
8	CAPITAL OUTLAY	2,760,582	15,208,169	15,208,169	15,208,169	15,208,169		
9	CAPITAL IMPROVEMENTS	9,889,908	16,082,440	16,082,440	44,497,231	44,497,231		
10	DEBT SERVICE	5,565,923	7,669,690	7,669,690	18,669,690	18,669,690		
11	FUND TRANSFERS, REFUNDS AND INVESTMENTS	0	14,805,453	14,805,453				
12	PROMOTIONAL ITEMS	54,664	75,000	75,000	150,000	150,000		
13								
14								
15								
16	TOTAL APPROPRIATION	\$73,320,468	\$112,037,398	\$112,037,398	\$187,246,858	\$187,246,858	\$0	\$0
17	PRIOR YEAR FUND BALANCE***	0	0		0			
18	TUITION AND MANDATORY FEES	57,969,860	59,302,694		61,802,694	64,302,694		
19	ALL OTHER FEES	75,670	74,675		76,355	78,073		
20	SALES AND SERVICES RELATED TO EDUCATIONAL DEPARTMENTS	1,738,729	1,251,566		1,777,850	1,817,852		
21	INVESTMENT INCOME	278,531	202,000		202,000	202,000		
22	FEDERAL CASH FUNDS	1,810,605	1,901,135		1,943,911	1,987,649		
23	OTHER CASH FUNDS	11,447,073	49,305,328		121,444,048	118,858,590		
24	TOTAL INCOME	\$73,320,468	\$112,037,398		\$187,246,858	\$187,246,858	\$0	\$0
25	EXCESS (FUNDING)/APPROPRIATION	\$0	\$0		\$0	\$0	\$0	\$0

**TOTAL NUMBER OF POSITIONS (GENERAL REVENUE AND CASH COMBINED)**

	ACTUAL 2013-2014	BUDGETED 2014-2015	AUTHORIZED 2014-2015	INSTITUTIONAL REQUEST	AHECB RECOMMEND	LEGISLATIVE RECOMMENDATION
				2015-2017	2015-2017	2015-2017
REGULAR POSITIONS	1,191	1,294	1,423	1,702	1,670	
TOBACCO POSITIONS						
EXTRA HELP **	1,215	1,215	1,215	1,615	1,615	

FORM 15-4

\*\* The total number of Extra-Help shown in the requested column will be the total extra-Help positions [General Revenue and Cash] requested to be authorized.

\*\*\*Line 17 Prior Year Fund Balance includes only the portion of the fund balance needed to balance that fiscal year's budget.

**AUXILIARY ENTERPRISE CASH INCOME AND EXPENDITURES**

ARKANSAS TECH UNIVERSITY RUSSELLVILLE CAMPUS  
(NAME OF INSTITUTION)

	ACTIVITY	ACTUAL 2013-2014				BUDGETED 2014-2015			
		INCOME	OPERATING EXPENSES	DEBT SERVICE	NET INCOME	INCOME	OPERATING EXPENSES	DEBT SERVICE	NET INCOME
1	INTERCOLLEGIATE ATHLETICS *	3,463,550	4,292,917	254,748	(1,084,115)	3,312,210	4,523,557	373,725	(1,585,072)
2	HOUSING	8,784,836	5,169,682	2,774,180	840,974	9,032,645	6,151,432	2,881,213	0
3	FOOD SERVICES	6,181,526	4,947,599	428,198	805,729	6,187,225	5,647,455	539,770	0
4	STUDENT UNION	0	0	0	0	0	0	0	0
5	BOOKSTORE	2,630,793	2,461,589	0	169,204	2,491,229	2,491,229		0
6	STUDENT ORGANIZATIONS AND PUBLICATIONS	456,367	579,700	0	(123,333)	444,200	482,032	0	(37,832)
7	OTHER: STUDENT HEALTH SERVICES	471,976	544,322	0	(72,346)	661,446	824,105	0	(162,659)
8	SUBTOTAL	\$21,989,048	\$17,995,809	\$3,457,126	\$536,113	\$22,128,955	\$20,119,810	\$3,794,708	(\$1,785,563)
9	ATHLETIC TRANSFER **	1,390,687			1,390,687	1,585,072			1,585,072
10	OTHER TRANSFERS ***	(1,677,193)			(1,677,193)	200,491			200,491
11	GRAND TOTAL INCOME, OPERATING EXPENSES, & DEBT SERVICE FOR AUXILIARY ENTERPRISES	\$21,702,542	\$17,995,809	\$3,457,126	\$249,607	\$23,914,518	\$20,119,810	\$3,794,708	\$0

\* Intercollegiate athletic income should include the institutional board of trustees' approved student athletic fees.

FORM 15-5

\*\* For both two-year and four-year institutions, line 9, Athletic Transfer should contain the amount transferred from E&G to athletics.

\*\*\* For both two-year and four-year institutions, line 10, Other Transfers should contain the amount either transferred from E&G to support the college union, student organizations and student publications; or from auxiliary to other funds (e.g. plant funds), shown as a negative number.

NOTE: Line 7 Other - Student Health Services

NOTE: Line 10 Other Transfers - Student Health Services, Student Newspaper, Drill Team/Cheerleader, Student Activities

**AUXILIARY ENTERPRISE CASH INCOME AND EXPENDITURES**

ARKANSAS TECH UNIVERSITY OZARK CAMPUS  
(NAME OF INSTITUTION)

	ACTIVITY	ACTUAL 2013-2014				BUDGETED 2014-2015			
		INCOME	OPERATING EXPENSES	DEBT SERVICE	NET INCOME	INCOME	OPERATING EXPENSES	DEBT SERVICE	NET INCOME
1	INTERCOLLEGIATE ATHLETICS *	0	0	0	0	0	0	0	0
2	HOUSING	0	0	0	0	0	0	0	0
3	FOOD SERVICES	9,700	14,804	0	(5,104)	8,150	8,150	0	0
4	STUDENT UNION	0	0	0	0	0	0	0	0
5	BOOKSTORE	1,081,692	914,689	69,830	97,173	801,000	724,725	76,275	0
6	STUDENT ORGANIZATIONS AND PUBLICATIONS	21,000	21,000	0	0	21,000	21,000	0	0
7	OTHER	0	0	0	0	0	0	0	0
8	SUBTOTAL	\$1,112,392	\$950,493	\$69,830	\$92,069	\$830,150	\$753,875	\$76,275	\$0
9	ATHLETIC TRANSFER **	0			0	0			0
10	OTHER TRANSFERS ***	1,220			1,220	0			0
11	GRAND TOTAL INCOME, OPERATING EXPENSES, & DEBT SERVICE FOR AUXILIARY ENTERPRISES	\$1,113,612	\$950,493	\$69,830	\$93,289	\$830,150	\$753,875	\$76,275	\$0

\* Intercollegiate athletic income should include the institutional board of trustees' approved student athletic fees.

FORM 15-5

\*\* For both two-year and four-year institutions, line 9, Athletic Transfer should contain the amount transferred from E&G to athletics.

\*\*\* For both two-year and four-year institutions, line 10, Other Transfers should contain the amount either transferred from E&G to support the college union, student organizations and student publications; or from auxiliary to other funds (e.g. plant funds), shown as a negative number.

NOTE: Line 10 Other Transfers - Transfers In

**EMPLOYMENT INFORMATION  
IDENTIFICATION BY EMPLOYMENT CLASSIFICATION**

ARKANSAS TECH UNIVERSITY  
(NAME OF INSTITUTION)

TOTAL NUMBER OF EMPLOYEES IN FISCAL YEAR 2013-2014:						1,191
(As of November 1, 2013 )						
Nonclassified Administrative Employees:						
White Male:	87	Black Male:	5	Other Male:	4	Total Male: 96
White Female:	127	Black Female:	0	Other Female:	5	Total Female: 132
Nonclassified Health Care Employees:						
White Male:	0	Black Male:	0	Other Male:	0	Total Male: 0
White Female:	2	Black Female:	0	Other Female:	0	Total Female: 2
Classified Employees:						
White Male:	114	Black Male:	2	Other Male:	2	Total Male: 118
White Female:	211	Black Female:	4	Other Female:	10	Total Female: 225
Faculty:						
White Male:	234	Black Male:	11	Other Male:	32	Total Male: 277
White Female:	306	Black Female:	7	Other Female:	28	Total Female: 341
Total White Male:	435	Total Black Male:	18	Total Other Male:	38	Total Male: 491
Total White Female:	646	Total Black Female:	11	Total Other Female:	43	Total Female: 700
Total White:	1,081	Total Black:	29	Total Other:	81	Total Employees: 1,191
				<b>Total Minority:</b>	110	

FORM 15-6

**ARKANSAS PUBLIC HIGHER EDUCATION INSTITUTIONS AND ENTITIES**  
**STATE CONTRACTS OVER \$50,000 AWARDED TO MINORITY OWNED BUSINESSES**  
 Fiscal Year 2014  
 Required by A.C.A. 25-36-104

**Institution** ARKANSAS TECH UNIVERSITY

Minority Business	Total Contract Awarded	Minority Type per A.C.A. 15-4-303 (2)					
		African American	Hispanic American	American Indian	Asian American	Pacific Islander American	Disabled Veteran
N/A							

**TOTAL NUMBER OF MINORITY CONTRACTS AWARDED** 0

**TOTAL EXPENDITURES ON CONTRACTS AWARDED** \$4,719,313  
 (Total Expenditures equals ALL Contracts Exceeding \$50,000--Minority and Non-Minority)

**% OF MINORITY CONTRACTS AWARDED** 0%

**DIVISION OF LEGISLATIVE AUDIT  
 AUDIT OF ARKANSAS TECH UNIVERSITY  
 June 30, 2013**

<p><i>Finding No. 1:</i></p>	<p><b><u>Housing Security Deposits</u></b>          The Arkansas Tech University (ATU) Internal Audit Department (IAD) reviewed certain transactions at the Commons Apartments (Commons), located on the ATU campus, where residents are required to pay a \$250 security deposit. An audit objective was to determine the source of cash used to pay deposits on behalf of six student-athletes.</p> <p>IAD review revealed that a Coach paid \$1,500 for Commons security deposits on behalf of six student-athletes using undeposited basketball camp revenue. Basketball camp revenue is normally deposited to the ATU Foundation. IAD recommended that the ATU Foundation be reimbursed \$1,500 and that the \$250 security deposits be charged to each of the six student-athletes' accounts.</p> <p>On May 22, 2013, \$1,500 was transferred from the Commons operating account to the ATU Foundation. The security deposits were not charged to the students' accounts because this matter emerged a few days before the students would have been refunded the deposits.</p> <p>This matter has been reported by the University to the National Collegiate Athletic Association.</p>
<p><i>Institution's Response</i></p>	<p>Additional internal controls have been implemented, as well as tightening of existing internal controls to decrease the risk of this type of situation occurring. These controls consist of adequate separation of duties during summer camps that include cash collections, receipt preparation and reconciliations. Specific controls to be enforced include timely funds deposits, using pre-numbered receipts, minimizing cash handling by using online payments and documentation of those processes.</p>
<p><i>Finding No. 2:</i></p>	<p><b><u>Information System</u></b>          The following information system control weakness was discovered during an information system audit of the Banner Payroll and Student Accounts Receivable modules completed in Fall of 2010. Follow-up audits completed on August 30, 2011, October 3, 2012, and October 3, 2013 were performed to update the status of this outstanding issue. The University has made progress in correcting this weakness over the past three years; however, the following issues are still outstanding:</p>



**DIVISION OF LEGISLATIVE AUDIT  
 AUDIT OF ARKANSAS TECH UNIVERSITY  
 June 30, 2013**

	<p>Application security access should be restricted to what is required to perform job functions.</p> <p>Some users were identified that had inappropriate (excessive) accesses to the application.        Failure to properly assign access permission increases the risk of accidental or intentional unauthorized transactions or data manipulation.</p> <p>A similar finding was reported in the previous three audits.</p> <p>Recommendation: We recommend the Administrator review and revise security accounts to restrict access to only what is necessary for users to perform their job functions.</p>
<p><i>Institution's        Response</i></p>	<p>In this finding, it was observed that our DBA Team and Associate Director had what was considered to be excessive access to multiple areas of Banner on a continuous basis. This access has been removed for all identified users effective 10/25/2013 and a new verification file is being submitted to Legislative Audit. Access will be limited and assigned on an as-needed basis for trouble verification and resolution and documentation of assignment access will be kept on record.</p>

THIS PAGE INTENTIONALLY LEFT BLANK

# HENDERSON STATE UNIVERSITY

## Dr. Glen Jones, President

---

### **ENABLING LAWS**

Act 46 of 1929; A.C.A. §6-66-101; Act 4 of 1975; A.C.A §6-66-101 & 102; Act 221 of 2014

### **INSTITUTION HISTORY AND ORGANIZATION**

#### **CITATION OF ENABLING LAWS AND CURRENT APPROPRIATION ACT**

The institution was established as a public body politic and corporate by Act 46 of 1929 of the Arkansas Legislature, which was later codified as Arkansas Code Annotated 6-66-101. The legislature later changed the name of the institution to Henderson State University by Act 4 of 1975. As a result, the establishment of this institution is documented by Arkansas statute and not by any Articles of Incorporation. As an institution of higher learning duly organized and existing under the laws of the State of Arkansas, the creation of Henderson State University is not documented by Articles of Incorporation as would be expected of a private corporation or a non-profit corporation.

Pursuant to Arkansas Code Annotated 6-66-101 and 6-66-102, Henderson State University is governed by a seven member Board of Trustees, which is charged with the management and control of Henderson State University. The Trustees are appointed by the Governor of the State of Arkansas. As a result, Henderson State University does not have an Operating Agreement that sets out the plan of management and control for the institution. Those matters are also covered by Arkansas statute.

Henderson State University is currently operating under Act 221 of the Fiscal Session of the 89<sup>th</sup> General Assembly of the State of Arkansas. The Act is to make an appropriation for personal services and operating expenses for the Henderson State University for the fiscal year ending June 30, 2015, and for other purposes.

#### **INSTITUTIONAL MISSION STATEMENT**

Located in the heart of southwest Arkansas, Henderson State University is a public institution serving as a vital educational and cultural center for the local community, region, and state. Founded as a private institution in 1890, Henderson has a strong liberal arts heritage that is the base of over seventy-five undergraduate and graduate programs, earning the university its status as Arkansas's public liberal arts university.

## HENDERSON STATE UNIVERSITY

### Dr. Glen Jones, President

---

Henderson offers a quality education guided by a faculty and staff who are committed to excellence and dedicated to serving a diverse student body from across Arkansas, over twenty-five other states, and a number of foreign countries. The university encourages scholarly and creative activities in a caring, personal atmosphere that reflects the university's motto for over a century: "The School with a Heart."

Influenced by its distinctive history, the mission of Henderson State University is to provide a learning environment that prepares students for a lifetime of intellectual and personal growth in a global society. The Henderson experience bridges students' academic aspirations to career success by integrating professional studies and the liberal arts.

Henderson's quality in education is fostered not only by a positively motivated student body, but also by a faculty and staff distinguished for their continuing commitment to excellence. University care and concern, positive student response, small class sizes, and a personal friendly atmosphere—these characteristics are the heart of Henderson.

The university encourages excellence and supports scholarly and creative endeavors on the part of its faculty, staff and students. These endeavors form the foundation upon which Henderson builds appropriate programs in response to the needs of the various communities it serves. Working collaboratively with our communities, Henderson applies its core competencies to develop and deliver programs that enhance the preservation and improvement of the quality of life in Arkansas.

Henderson State University has the following Institutional and Program Accreditations:

- AACSB International – The Association to Advance Collegiate Schools of Business
- Academy of Nutrition and Dietetics
- Commission on Accreditation of Athletic Training Education
- Commission of Collegiate Nursing Education
- Council for Accreditation of Counseling and Related Educational Programs
- Council for the Accreditation of Educator Preparation
- Higher Learning Commission of the North Central Association of Colleges and Schools
- National Association of Schools of Music

Henderson State University has the following Institutional Memberships:

- American Association of Colleges of Nursing
- American Association of Colleges for Teacher Education

**HENDERSON STATE UNIVERSITY**  
**Dr. Glen Jones, President**

---

American Association of Family and Consumer Sciences  
American Association of State Colleges and Universities  
American Council on Education  
College Placement Council  
Council for the Accreditation of Educator Preparation  
Council of Public Liberal Arts Colleges  
Higher Learning Commission of the North Central Association of Colleges and Schools  
National Association of Diversity Officers in Higher Education  
National Association of Schools of Music  
National Collegiate Athletic Association  
University Aviation Association

During the 2011-2012 academic year, Henderson State University received reaffirmation of accreditation in six of the eight institutional accreditations that were scheduled for review.

The university also conducted an extensive national search for a president which resulted in the selection of Dr. Glen Jones as Henderson State University's seventeenth President. Dr. Jones was selected to serve in March 2012 and he began in his official capacity on July 1, 2012.

**ADDITIONAL APPROPRIATIONS AND NEW POSITIONS**

Henderson State University is a formula driven entity and as such will not make a request for general revenue. In accordance with Act 1203 of 2011, which modified Arkansas Annotated Code 6-61-224, Henderson will be funded with an outcome-centered component of the formula in addition to the needs-based formula that has been used in previous years.

Henderson State University's strategic plan includes, but is not limited to, strategies to grow enrollment, improve student life, enhance academic programs and increase retention to graduation. To achieve these and other strategic priorities, we request the following positions to provide services in a manner which best meets the needs of our students, employees, alumni and local community.

The addition of one Major Gift Development Officer will provide leadership in coordinating and evaluating all planning and programmatic activity related to annual giving and donor cultivation and stewardship-related special events coordinated

**HENDERSON STATE UNIVERSITY**  
**Dr. Glen Jones, President**

---

through the Division of Advancement. As a direct report to the Director of Institutional Advancement, this position must schedule and oversee the execution of activities designed to secure annual private gift support through direct mail, phone-a-thon and face-to-face solicitations.

As we have developed our university strategic plan, several specific areas have been identified as needing intense focus and full-time support. Several of these areas are supported by employees who have related full-time responsibilities so they currently work on these functions part-time. For example, our student academic success program could improve services with one or more program specialists who provide full-time tutoring and academic intervention specifically for “at-risk students”. Another example would be a program manager responsible for multi-cultural and diversity institutional initiatives for students, faculty and staff. We request 14 additional Project/Program Administrators under Educational and General Administrative positions and 5 new Project/Program Administrators under Auxiliary non-classified positions.

While working on our appropriation requests for 2015-2017, we identified positions which have not been filled for several years. We traded 11 of those for useful positions of equal or lower grades and deleted 26 positions in an effort to keep our overall appropriated positions to a minimum. The remaining positions will enable Henderson State University to improve the retention and overall graduation rates of our students. This will allow the university to play its part in meeting Governor Beebe’s mandate to double the amount of college degrees awarded by the year 2025.

**INSTITUTION APPROPRIATION SUMMARY  
2015-2017 BIENNIUM**

INSTITUTION HENDERSON STATE UNIVERSITY

	APPROPRIATION	HISTORICAL DATA						INSTITUTION REQUEST & AHECB RECOMMENDATION							
		2013-2014		2014-2015		2014-2015		2015-2016				2016-2017			
		ACTUAL	POS	BUDGETED	POS	AUTHORIZED	POS	INST REQUEST	POS	AHECB REC	POS	INST REQUEST	POS	AHECB REC	POS
1	STATE TREASURY	20,806,346		21,010,201		21,662,091		22,520,485		22,520,485		23,166,099		23,166,099	
2	CASH	32,028,453		120,450,000		120,450,000		132,863,500		132,863,500		132,863,500		132,863,500	
3															
4															
5															
6															
7															
8															
9															
10															
11	TOTAL	\$52,834,799	610	\$141,460,201	625	\$142,112,091	712	\$155,383,985	706	\$155,383,985	706	\$156,029,599	706	\$156,029,599	706
	FUNDING SOURCES		%		%				%		%		%		%
12	PRIOR YEAR FUND BALANCE*	0	0.00%	0	0%			0	0%	0	0%	0	0%	0	0%
13	GENERAL REVENUE	18,713,847	35%	18,876,011	13%			20,386,295	13%	20,386,295	13%	21,031,909	13%	21,031,909	13%
14	EDUCATIONAL EXCELLENCE TRUST FUND	2,084,266	4%	2,134,190	2%			2,134,190	1%	2,134,190	1%	2,134,190	1%	2,134,190	1%
15	WORKFORCE 2000	0	0%	0	0%			0	0%	0	0%	0	0%	0	0%
16	CASH FUNDS	32,028,453	61%	120,450,000	85%			132,863,500	86%	132,863,500	86%	132,863,500	85%	132,863,500	85%
17	SPECIAL REVENUES		0%		0%				0%		0%		0%		0%
18	FEDERAL FUNDS	0	0%	0	0%			0	0%	0	0%	0	0%	0	0%
19	TOBACCO SETTLEMENT FUNDS	0	0%	0	0%			0	0%	0	0%	0	0%	0	0%
20	OTHER FUNDS	8,233	0%	0	0%			0	0%	0	0%	0	0%	0	0%
21	TOTAL INCOME	\$52,834,799	100%	\$141,460,201	100%			\$155,383,985	100%	\$155,383,985	100%	\$156,029,599	100%	\$156,029,599	100%
22	EXCESS (FUNDING)/APPROPRIATION	\$0		\$0				\$0		\$0		\$0		\$0	

UNRESTRICTED EDUCATIONAL & GENERAL FUND BALANCE AS OF JUNE 30, 2014:	\$10,102,801
LESS RESERVES FOR:	
ACCOUNTS RECEIVABLE	\$3,571,854
INVENTORIES	\$155,620
YEAR-END ENCUMBRANCES NOT YET RECORDED AS LIABILITIES	\$0
INSURANCE DEDUCTIBLES	\$33,500
MAJOR CRITICAL SYSTEMS FAILURES	\$200,000
60 DAYS OF SALARIES & BENEFITS (CASH FLOW PURPOSES)	\$4,196,212
RESERVE FOR SPECIFIC ITEM (SOFTWARE, EQUIPMENT, ETC.)	
OTHER (FOOTNOTE BELOW)	
UNRESERVED EDUCATIONAL & GENERAL FUND BALANCE	\$1,945,615

\*Line 12 Prior Year Fund Balance includes only the portion of the fund balance needed to balance that fiscal year's budget.

**SUMMARY OF UNRESTRICTED EDUCATIONAL AND GENERAL CURRENT FUND EXPENDITURES AND INCOME  
AND AHECB GENERAL REVENUE RECOMMENDATIONS  
FOR THE 2015-2017 BIENNIUM (Non-Formula Entities)**

**HENDERSON STATE UNIVERSITY**

NAME OF INSTITUTION

	EXPENDITURE CATEGORIES	2013-2014 ACTUAL	2014-2015 BUDGETED *	2015-17 INSTITUTIONAL REQUESTS / AHECB RECOMMENDATIONS			
				2015-2016		2016-2017	
				REQUEST	RECOMMENDATION	REQUEST	RECOMMENDATION
1	REGULAR SALARIES	174,980	153,750	617,220	617,220	622,320	622,320
2	EXTRA HELP WAGES			60,000	60,000	60,000	60,000
3	OVERTIME						
4	PERSONAL SERVICES MATCHING	48,725	46,125	166,836	166,836	168,041	168,041
5	OPERATING EXPENSES	32,595	10,710	255,033	255,033	255,235	255,235
6	CONFERENCE FEES & TRAVEL						
7	PROFESSIONAL FEES AND SERVICES						
8	CAPITAL OUTLAY			117,814	117,814	117,814	117,814
9	FUNDED DEPRECIATION						
10							
11							
12							
13	MANDATORY TRANSFERS						
14	AUXILIARY TRANSFERS						
15	NON-MANDATORY TRANSFERS						
16	TOTAL UNREST. E&G EXP.	\$256,300	\$210,585	\$1,216,903	\$1,216,903	\$1,223,410	\$1,223,410
17	NET LOCAL INCOME						
18	PRIOR YEAR BALANCE***	45,715					
	STATE FUNDS:						
19	GENERAL REVENUE	210,585	210,585	1,216,903	1,216,903	1,223,410	1,223,410
20	EDUCATIONAL EXCELLENCE						
21	WORKFORCE 2000						
22	TOBACCO SETTLEMENT FUNDS						
23	OTHER STATE FUNDS **						
24	TOTAL SOURCES OF INCOME	\$256,300	\$210,585	\$1,216,903	\$1,216,903	\$1,223,410	\$1,223,410

FORM 15-2 Nonformula

\* The amounts for Revenue Stabilization Act, Educational Excellence Trust Fund, and Workforce 2000 are based on the DF&A forecast.

\*\* Funds received for operating purposes from state appropriations other than RSA, EETF, and WF2000 (e.g. General Improvement) should be reported on Line 23 "Other State Funds" and identified in a footnote.

\*\*\*Line 18 Prior Year Fund Balance includes only the portion of the fund balance needed to balance that fiscal year's budget.



**APPROPRIATION ACT FORM - STATE TREASURY  
2015-2017 BIENNIUM**

FUND   CQA0000  

INSTITUTION   HENDERSON STATE UNIVERSITY  

APPROPRIATION                    309

	DESCRIPTION	ACTUAL 2013-2014	BUDGETED 2014-2015	AUTHORIZED APPROPRIATION 2014-2015	INSTITUTIONAL REQUEST / AHECB RECOMMENDATION		LEGISLATIVE RECOMMENDATION	
					2015-2016	2016-2017	2015-2016	2016-2017
1	REGULAR SALARIES	15,644,269	15,775,933	16,268,853	16,617,220	16,746,771		
2	EXTRA HELP WAGES	20,000	15,000	25,000	85,000	310,000		
3	OVERTIME							
4	PERSONAL SERVICES MATCHING	2,700,000	2,750,000	2,750,000	2,827,180	2,868,041		
5	OPERATING EXPENSES	1,860,976	1,901,030	2,000,000	2,255,033	2,505,235		
6	CONFERENCE FEES & TRAVEL	0	0	0	0	0		
7	PROFESSIONAL FEES AND SERVICES	0	0	0	0	0		
8	CAPITAL OUTLAY	450,000	450,000	500,000	617,814	617,814		
9	FUNDED DEPRECIATION	118,238	118,238	118,238	118,238	118,238		
10	WORKER'S COMP/SURETY PREMIUM	12,863						
11								
12								
13	TOTAL APPROPRIATION	\$20,806,346	\$21,010,201	\$21,662,091	\$22,520,485	\$23,166,099	\$0	\$0
14	PRIOR YEAR FUND BALANCE**							
15	GENERAL REVENUE	18,713,847	18,876,011		20,386,295	21,031,909		
16	EDUCATIONAL EXCELLENCE TRUST FUND	2,084,266	2,134,190		2,134,190	2,134,190		
17	SPECIAL REVENUES * [WF2000]							
18	FEDERAL FUNDS IN STATE TREASURY							
19	TOBACCO SETTLEMENT FUNDS							
20	OTHER STATE TREASURY FUNDS	8,233						
21	TOTAL INCOME	\$20,806,346	\$21,010,201		\$22,520,485	\$23,166,099	\$0	\$0
22	EXCESS (FUNDING)/APPROPRIATION	\$0	\$0		\$0	\$0	\$0	\$0

\* Report WF2000 funds on line 17 - "Special Revenues".

\*\*Line 14 Prior Year Fund Balance includes only the portion of the fund balance needed to balance that fiscal year's budget.

**APPROPRIATION ACT FORM - CASH FUNDS  
2015-2017 BIENNIUM**

FUND 2090000

INSTITUTION HENDERSON STATE UNIVERSITY

APPROPRIATION A74

	DESCRIPTION	ACTUAL 2013-2014	BUDGETED 2014-2015	AUTHORIZED APPROPRIATION 2014-2015	INSTITUTIONAL REQUEST / AHECB RECOMMENDATION		LEGISLATIVE RECOMMENDATION	
					2015-2016	2016-2017	2015-2016	2016-2017
1	REGULAR SALARIES	7,615,786	19,000,000	19,000,000	19,570,000	19,570,000		
2	EXTRA HELP WAGES	1,154,255	3,200,000	3,200,000	3,296,000	3,296,000		
3	OVERTIME	10,686	100,000	100,000	103,000	103,000		
4	PERSONAL SERVICES MATCHING	1,879,505	5,200,000	5,200,000	5,356,000	5,356,000		
5	OPERATING EXPENSES	16,189,283	30,000,000	30,000,000	30,900,000	30,900,000		
6	CONFERENCE FEES & TRAVEL	533,119	1,500,000	1,500,000	1,545,000	1,545,000		
7	PROFESSIONAL FEES AND SERVICES	527,511	1,250,000	1,250,000	1,287,500	1,287,500		
8	CAPITAL OUTLAY	641,829	3,200,000	3,200,000	3,296,000	3,296,000		
9	CAPITAL IMPROVEMENTS	0	40,000,000	40,000,000	50,000,000	50,000,000		
10	DEBT SERVICE	3,405,653	9,000,000	9,000,000	9,270,000	9,270,000		
11	FUND TRANSFERS, REFUNDS AND INVESTMENTS	70,825	8,000,000	8,000,000	8,240,000	8,240,000		
12								
13								
14								
15								
16	TOTAL APPROPRIATION	\$32,028,453	\$120,450,000	\$120,450,000	\$132,863,500	\$132,863,500	\$0	\$0
17	PRIOR YEAR FUND BALANCE***							
18	TUITION AND MANDATORY FEES	25,714,854	28,034,936		28,500,000	28,500,000		
19	ALL OTHER FEES	868,146	1,389,265		1,400,000	1,400,000		
20	SALES AND SERVICES RELATED TO EDUCATIONAL DEPARTMENTS	9,600	15,000		15,000	15,000		
21	INVESTMENT INCOME	36,405	50,000		50,000	50,000		
22	FEDERAL CASH FUNDS							
23	OTHER CASH FUNDS	5,399,448	90,960,799		102,898,500	102,898,500		
24	TOTAL INCOME	\$32,028,453	\$120,450,000		\$132,863,500	\$132,863,500	\$0	\$0
25	EXCESS (FUNDING)/APPROPRIATION	\$0	\$0		\$0	\$0	\$0	\$0

**TOTAL NUMBER OF POSITIONS (GENERAL REVENUE AND CASH COMBINED)**

	ACTUAL 2013-2014	BUDGETED 2014-2015	AUTHORIZED 2014-2015	INSTITUTIONAL REQUEST	AHECB RECOMMEND	LEGISLATIVE RECOMMENDATION
				2015-2017	2015-2017	2015-2017
REGULAR POSITIONS	610	625	712	706	706	
TOBACCO POSITIONS						
EXTRA HELP **	147	950	950	950	950	

FORM 15-4

\*\* The total number of Extra-Help shown in the requested column will be the total extra-Help positions [General Revenue and Cash] requested to be authorized.

\*\*\*Line 17 Prior Year Fund Balance includes only the portion of the fund balance needed to balance that fiscal year's budget.

**AUXILIARY ENTERPRISE CASH INCOME AND EXPENDITURES**

HENDERSON STATE UNIVERSITY  
(NAME OF INSTITUTION)

	ACTIVITY	ACTUAL 2013-2014				BUDGETED 2014-2015			
		INCOME	OPERATING EXPENSES	DEBT SERVICE	NET INCOME	INCOME	OPERATING EXPENSES	DEBT SERVICE	NET INCOME
1	INTERCOLLEGIATE ATHLETICS *	1,795,891	3,778,038		(1,982,147)	1,608,261	3,851,064		(2,242,803)
2	HOUSING	4,124,535	2,290,872	1,232,816	600,847	3,855,957	2,054,206	1,246,258	555,493
3	FOOD SERVICES	3,885,978	3,262,042	334,976	288,960	3,953,329	3,243,206	314,557	395,566
4	STUDENT UNION	164,404	314,492		(150,088)	192,443	317,059		(124,616)
5	BOOKSTORE	114,049	0		114,049	125,000	0		125,000
6	STUDENT ORGANIZATIONS AND PUBLICATIONS	98,455	123,569		(25,114)	0	16,700		(16,700)
7	OTHER	1,967,163	1,551,358	606,131	(190,326)	2,029,239	1,513,204	604,114	(88,079)
8	SUBTOTAL	\$12,150,475	\$11,320,371	\$2,173,923	(\$1,343,819)	\$11,764,229	\$10,995,439	\$2,164,929	(\$1,396,139)
9	ATHLETIC TRANSFER **	1,214,927			1,214,927	1,235,581			1,235,581
10	OTHER TRANSFERS ***	128,892			128,892	160,558			160,558
11	GRAND TOTAL INCOME, OPERATING EXPENSES, & DEBT SERVICE FOR AUXILIARY ENTERPRISES	\$13,494,294	\$11,320,371	\$2,173,923	\$0	\$13,160,368	\$10,995,439	\$2,164,929	\$0

\* Intercollegiate athletic income should include the institutional board of trustees' approved student athletic fees.

FORM 15-5

\*\* For both two-year and four-year institutions, line 9, Athletic Transfer should contain the amount transferred from E&G to athletics.

\*\*\* For both two-year and four-year institutions, line 10, Other Transfers should contain the amount either transferred from E&G to support the college union, student organizations and student publications; or from auxiliary to other funds (e.g. plant funds), shown as a negative number.

NOTE: Line 7 Other - Airport, Recreation Center, Post Office, Students Health, Intramural Sports, Other Auxiliary

NOTE: Line 10 Other Transfers - Student Activity fee transferred out to Student Government Association, Transfer in for publications & intramural sports

**EMPLOYMENT INFORMATION  
IDENTIFICATION BY EMPLOYMENT CLASSIFICATION**

HENDERSON STATE UNIVERSITY  
(NAME OF INSTITUTION)

TOTAL NUMBER OF EMPLOYEES IN FISCAL YEAR 2013-2014:					604
(As of November 1, 2013)					
Nonclassified Administrative Employees:					
White Male:	34	Black Male:	6	Other Male:	3
White Female:	36	Black Female:	7	Other Female:	1
Total		Total		Total	43
				Total	44
Nonclassified Health Care Employees:					
White Male:	0	Black Male:	0	Other Male:	0
White Female:	0	Black Female:	0	Other Female:	0
Total		Total		Total	0
				Total	0
Classified Employees:					
White Male:	53	Black Male:	21	Other Male:	2
White Female:	92	Black Female:	33	Other Female:	8
Total		Total		Total	76
				Total	133
Faculty:					
White Male:	125	Black Male:	8	Other Male:	16
White Female:	129	Black Female:	15	Other Female:	15
Total		Total		Total	149
				Total	159
Total White Male:	212	Total Black Male:	35	Total Other Male:	21
Total White Female:	257	Total Black Female:	55	Total Other Female:	24
Total		Total		Total	268
				Total	336
Total White:	469	Total Black:	90	Total Other:	45
				<b>Total Minority:</b>	135
				Total	Employees: 604

FORM 15-6

**ARKANSAS PUBLIC HIGHER EDUCATION INSTITUTIONS AND ENTITIES**  
**STATE CONTRACTS OVER \$50,000 AWARDED TO MINORITY OWNED BUSINESSES**  
 Fiscal Year 2014  
 Required by A.C.A. 25-36-104

**Institution**

HENDERSON STATE UNIVERSITY

Minority Business	Total Contract Awarded	Minority Type per A.C.A. 15-4-303 (2)					
		African American	Hispanic American	American Indian	Asian American	Pacific Islander American	Disabled Veteran
N/A							

**TOTAL NUMBER OF MINORITY CONTRACTS AWARDED** 0

**TOTAL EXPENDITURES ON CONTRACTS AWARDED** \$860,495  
 (Total Expenditures equals ALL Contracts Exceeding \$50,000--Minority and Non-Minority)

**% OF MINORITY CONTRACTS AWARDED** 0%

**DIVISION OF LEGISLATIVE AUDIT  
AUDIT OF HENDERSON STATE UNIVERSITY  
June 30, 2013**

<i>Finding:</i>	No Findings noted
-----------------	-------------------

# SOUTHERN ARKANSAS UNIVERSITY

## Dr. David F. Rankin-President

---

### ENABLING LAWS

Act 100 of 1909; Act 229 of 1923; Act 45 of 1925; Act 11 of 1951; Act 171 of 1975; Act 253 of 2014

### INSTITUTION HISTORY AND ORGANIZATION

#### I. Introduction:

Southern Arkansas University (SAU), a comprehensive regional public university, was founded more than a century ago as the Third District Agricultural School (TDAS). It was one of four such schools established by Act 100 of the Arkansas legislature on April 1, 1909, a date celebrated at SAU as Founder's Day. It opened on January 3, 1911, as a residential secondary agricultural school for Southwest Arkansas after local citizens had raised funds to match state financing to locate the institution in Magnolia (Columbia County). A Progressive Era educational reform urged by the Farmers Educational and Cooperative Union, the school taught rural youngsters scientific agricultural practices, modern home economics, and academic subject equivalents to a high school degree. The legacy of the Farmers Union continued as the school evolved into a university. SAU operates one of the state's largest collegiate farms, and the school's colors—Blue and Gold—are those of the union. SAU's agricultural roots are also evident in its unique symbol—Muleriders—adopted in 1912 when its football players rode mules, ubiquitous and essential to Southern agriculture, to practice and games. The student yearbook was named *The Mulerider* in 1922 and the newspaper *The Bray* in 1923. At each home football game, a student rider on a mascot mule celebrates team successes.

To increase the supply of rural schoolteachers, Arkansas elevated TDAS and the state's other residential agricultural schools to junior college status with Act 229 in 1923 and Act 45 in 1925. Officially renamed State Agricultural and Mechanical College, Third District, the school was known everywhere as Magnolia A&M. The North Central Association of Colleges and Secondary Schools accredited Magnolia A&M in 1929, and the institution afterward maintained continuous accreditation through its later transformations. In the fall of 1949 the Board of Trustees, exercising authority vested in it by the state legislature, decided to change the junior college into a four-year, degree-granting institution. By Act 11 on January 24, 1951, the legislature confirmed this change in renaming the institution Southern State College (SSC). Enrollment grew from a few hundred students during the junior college years to well over two thousand during SSC's twenty-five year history. The Arkansas legislature in Act 171 on February 14, 1975, created a three-campus SSC system by adding two junior college branches at El Dorado and Camden to the main campus at Magnolia. The El Dorado branch became an independent institution in 1991. Having gained accreditation from the North Central Association in 1973 to offer

**SOUTHERN ARKANSAS UNIVERSITY**  
**Dr. David F. Rankin-President**

---

graduate courses in education, SSC began a Division of Graduate Studies on June 2, 1975. Legislative Act 343 granted SSC permission, subject to approval by the State Board of Higher Education, to change to university status. On July 9, 1976, SSC was renamed Southern Arkansas University. An Honors College for undergraduates and additional masters degrees in agriculture, business, computer science, counseling, and public administration in a School of Graduate Studies established at the beginning of the Twenty-First Century increased enrollment to more than 3,500 students.

As a means of achieving SAU's goal and to continuously improve, SAU has applied for and gained approval for the alternative accreditation program of the Higher Learning Commission of the North Central Association. The Academic Quality Improvement Program's emphasis on continuous improvement provides for focus on three areas of specific need with project teams involving a wide group of faculty and staff. Annual reports are submitted based on the work of these groups, and feedback is received providing helpful direction for further improvement. At the completion of each project another is selected. The University also prepares a systems portfolio which describes the processes and results and documents improvements. Initial projects involve improving student learning, faculty/staff development, and retention of students.

The University is currently operating under Act 253 of 2014 which provides the University's operational appropriation.

**II. Institutional Vision and Mission Statement**

Vision

Southern Arkansas University dynamically builds on its rich heritage of student success through continuous improvement as a quality, comprehensive, regional University that strives to expand access to learning opportunities and to provide engaging, transformational learning experiences.

Mission

The mission of Southern Arkansas University is to educate students for productive and fulfilling lives in a global environment by providing opportunities for intellectual growth, individual enrichment, skill development, and meaningful career preparation. The University believes in the worth of the individual and accepts its responsibility for developing in its students those values and competencies essential for effective citizenship in



**SOUTHERN ARKANSAS UNIVERSITY**  
**Dr. David F. Rankin-President**

---

an ever-changing, free, and democratic society. Further, the University encourages and supports excellence in teaching, scholarly and creative endeavors, and leads economic development in our region.

**III. Goals**

1. Implement strategies that demonstrate student learning is the most important university experience.
  - a. Construct, maintain, and equip learning environments.
  - b. Provide academic assistance to enhance learning.
  - c. Insure student engagement and success by providing learning experiences in the classroom that match student learning styles.
  - d. Provide a culturally rich and diverse university life.
  - e. Provide service learning opportunities.
  - f. Provide living-learning experiences that incorporate faculty/student interaction in non-classroom settings.
  - g. Provide student worker experience that contributes to learning.
  - h. Increase student research opportunities in all disciplines.
  - i. Ensure internationalization of the curriculum and opportunities for international educational and/or cultural learning experiences for students.
  
2. Insure the University Learning Goals and General Education Goals are achieved through a comprehensive assessment process.
  - a. Develop and administer a comprehensive assessment process.
  - b. Analyze periodically the assessment data generated.
  - c. Implement changes from assessment data as needed to insure goal attainment.
  - d. Analyze institutional data and prepare report (deans and vice presidents) for the president.
  - e. University Learning Goals and General Education Goals
    - University
      - (1) Our graduates possess the knowledge and skills to be successful.
      - (2) Our graduates understand their own and other societies and cultures.
      - (3) Our graduates are prepared to be contributing members of their communities.
      - (4) Our graduates communicate effectively.

**SOUTHERN ARKANSAS UNIVERSITY**  
**Dr. David F. Rankin-President**

---

(5) Our graduates understand the process of making informed and ethical decisions.

(6) Our graduates utilize appropriate quantitative skills in making decisions.

(7) Our graduates use technology effectively.

General Education Goals

(1) Communication: Students will communicate effectively.

(2) Critical Thinking: Students will think logically and creatively to solve problems and make informed decisions.

(3) Technology: Students will use technology applications.

(4) Culture: Students will understand world histories, cultures, and fine arts in relation to their own values.

(5) Health and Wellness: Students will understand concepts that support personal and community health.

3. Recruit and retain diverse, well-qualified faculty and staff that support an environment of collegiality and academic excellence.

a. Increase target or specialized recruiting of faculty.

b. Implement comprehensive faculty professional development programs.

c. Encourage and support scholarly activity of faculty.

d. Provide salaries that are competitive.

e. Provide opportunities for faculty/staff colloquiums on significant issues.

f. Cultivate grow-your-own faculty development in fields that have limited applicant pools.

g. Emphasize the SAU family heritage to include faculty, staff, students and friends of SAU.

4. Develop and implement enrollment management strategies that recruit students of character and academic promise.

a. Expand alternative delivery methods of degree programs to reach students that cannot attend in the traditional way.

b. Emphasize to prospective students and their parents the SAU family heritage.

c. Expand graduate programs and undergraduate programs based on continuous needs assessment.

d. Empower faculty and staff to reach out to prospective students.

**SOUTHERN ARKANSAS UNIVERSITY**  
**Dr. David F. Rankin-President**

---

e. Expand faculty-to-faculty relationships to promote seamless transfer of students and additional 2+2 programs.

5. Improve retention and graduation of students.

- a. Implement programs to increase retention of students by targeting the needs of specific student groups.
- b. Establish a retention task force to gather and analyze data pertaining to retention rates of specific groups.
- c. Establish advisor training programs: one for new advisors, and one for experienced advisors.
- d. Continually review the need for and the availability of financial aid for students.
- e. Identify and support existing successful programs (and the people that make them happen).
- f. Implement an early warning program to identify student needs and issues and provide appropriate intervention if possible.

6. Expand opportunities for scholarly activity and public service.

a. Expand opportunities and continue to support scholarly activity. This includes research, creative activities, and other activities of discovery by faculty and students.

- (1) Continue to develop the Natural Resource Research Center.
- (2) Explore additional grant opportunities that support research.
- (3) Offer additional student research opportunities.

b. Expand and continue public service. Public service includes appropriate cultural and educational exchange

between the SAU community and external groups and the necessary support activities.

- (1) Provide culturally enriching activities for the citizens of south Arkansas.
- (2) Increase student, faculty, and staff participation in civic and service activities.
- (3) Meet the higher education needs of business and industry and promote economic development.

7. Establish strategic partnerships and initiatives to expand advancement and development of SAU.

a. Find and provide financial support to increase alternate delivery methods of classes.

**SOUTHERN ARKANSAS UNIVERSITY**  
**Dr. David F. Rankin-President**

---

- b. Develop unique and innovative programs to serve regions and increase revenue.
- c. Expand communications to and participation with stakeholders.
- d. Expand long-term, strategic advancement and development reach for SAU.
- e. Expand ways to encourage economic development.
- f. Increase the number of grant applications by SAU.
- g. Develop strategic financial plan to guide strategic partnerships.

**INSTITUTION APPROPRIATION SUMMARY  
2015-2017 BIENNIUM**

INSTITUTION SOUTHERN ARKANSAS UNIVERSITY

	APPROPRIATION	HISTORICAL DATA						INSTITUTION REQUEST & AHECB RECOMMENDATION							
		2013-2014		2014-2015		2014-2015		2015-2016				2016-2017			
		ACTUAL	POS	BUDGETED	POS	AUTHORIZED	POS	INST REQUEST	POS	AHECB REC	POS	INST REQUEST	POS	AHECB REC	POS
1	STATE TREASURY	16,736,422		16,846,755		17,390,499		17,329,586		17,329,586		17,849,473		17,849,473	
2	CASH	32,105,758		54,000,000		54,000,000		54,000,000		54,000,000		54,000,000		54,000,000	
3	SYSTEM OPERATIONS			100,000		100,000		100,000		100,000		100,000		100,000	
4															
5															
6															
7															
8															
9															
10															
11	TOTAL	\$48,842,180	361	\$70,946,755	436	\$71,490,499	489	\$71,429,586	492	\$71,429,586	489	\$71,949,473	492	\$71,949,473	489
	FUNDING SOURCES		%		%				%		%		%		%
12	PRIOR YEAR FUND BALANCE*	0	0.00%	0	0%			0	0%	0	0%	0	0%	0	0%
13	GENERAL REVENUE	15,449,575	32%	15,584,976	22%			16,067,807	22%	16,067,807	22%	16,587,694	23%	16,587,694	23%
14	EDUCATIONAL EXCELLENCE TRUST FUND	1,232,264	3%	1,261,779	2%			1,261,779	2%	1,261,779	2%	1,261,779	2%	1,261,779	2%
15	WORKFORCE 2000	0	0%	0	0%			0	0%	0	0%	0	0%	0	0%
16	CASH FUNDS	29,926,254	61%	53,360,544	75%			53,360,544	75%	53,360,544	75%	53,360,544	74%	53,360,544	74%
17	SPECIAL REVENUES		0%		0%				0%		0%		0%		0%
18	FEDERAL FUNDS	2,179,504	4%	639,456	1%			639,456	1%	639,456	1%	639,456	1%	639,456	1%
19	TOBACCO SETTLEMENT FUNDS	0	0%	0	0%			0	0%	0	0%	0	0%	0	0%
20	OTHER FUNDS	54,583	0%	100,000	0%			100,000	0%	100,000	0%	100,000	0%	100,000	0%
21	TOTAL INCOME	\$48,842,180	100%	\$70,946,755	100%			\$71,429,586	100%	\$71,429,586	100%	\$71,949,473	100%	\$71,949,473	100%
22	EXCESS (FUNDING)/APPROPRIATION	\$0		\$0				\$0		\$0		\$0		\$0	

UNRESTRICTED EDUCATIONAL & GENERAL FUND BALANCE AS OF JUNE 30, 2014:	\$3,427,196
LESS RESERVES FOR:	
ACCOUNTS RECEIVABLE	\$702,648
INVENTORIES	\$136,349
YEAR-END ENCUMBRANCES NOT YET RECORDED AS LIABILITIES	
INSURANCE DEDUCTIBLES	\$125,000
MAJOR CRITICAL SYSTEMS FAILURES	
60 DAYS OF SALARIES & BENEFITS (CASH FLOW PURPOSES)	\$4,140,000
RESERVE FOR SPECIFIC ITEM (SOFTWARE, EQUIPMENT, ETC.)	
OTHER (FOOTNOTE BELOW)	
UNRESERVED EDUCATIONAL & GENERAL FUND BALANCE	(\$1,676,801)

\*Line 12 Prior Year Fund Balance includes only the portion of the fund balance needed to balance that fiscal year's budget.

**APPROPRIATION ACT FORM - STATE TREASURY  
2015-2017 BIENNIUM**

FUND CSA0000

INSTITUTION SOUTHERN ARKANSAS UNIVERSITY - SYSTEM

APPROPRIATION 83G

	DESCRIPTION	ACTUAL 2013-2014	BUDGETED 2014-2015	AUTHORIZED APPROPRIATION 2014-2015	INSTITUTIONAL REQUEST / AHECB RECOMMENDATION		LEGISLATIVE RECOMMENDATION	
					2015-2016	2016-2017	2015-2016	2016-2017
1	REGULAR SALARIES		45,000	45,000	45,000	45,000		
2	EXTRA HELP WAGES							
3	OVERTIME							
4	PERSONAL SERVICES MATCHING		13,500	13,500	13,500	13,500		
5	OPERATING EXPENSES		41,500	41,500	41,500	41,500		
6	CONFERENCE FEES & TRAVEL		0	0	0	0		
7	PROFESSIONAL FEES AND SERVICES		0	0	0	0		
8	CAPITAL OUTLAY		0	0	0	0		
9	FUNDED DEPRECIATION							
10								
11								
12								
13	TOTAL APPROPRIATION	\$0	\$100,000	\$100,000	\$100,000	\$100,000	\$0	\$0
14	PRIOR YEAR FUND BALANCE**							
15	GENERAL REVENUE							
16	EDUCATIONAL EXCELLENCE TRUST FUND							
17	SPECIAL REVENUES * [WF2000]							
18	FEDERAL FUNDS IN STATE TREASURY							
19	TOBACCO SETTLEMENT FUNDS							
20	OTHER STATE TREASURY FUNDS		100,000		100,000	100,000		
21	TOTAL INCOME	\$0	\$100,000		\$100,000	\$100,000	\$0	\$0
22	EXCESS (FUNDING)/APPROPRIATION	\$0	\$0		\$0	\$0	\$0	\$0

\* Report WF2000 funds on line 17 - "Special Revenues".

FORM 15-3

\*\*Line 14 Prior Year Fund Balance includes only the portion of the fund balance needed to balance that fiscal year's budget.

**APPROPRIATION ACT FORM - STATE TREASURY  
2015-2017 BIENNIUM**

FUND CSA0000

INSTITUTION SOUTHERN ARKANSAS UNIVERSITY

APPROPRIATION 292

	DESCRIPTION	ACTUAL 2013-2014	BUDGETED 2014-2015	AUTHORIZED APPROPRIATION 2014-2015	INSTITUTIONAL REQUEST / AHECB RECOMMENDATION		LEGISLATIVE RECOMMENDATION	
					2015-2016	2016-2017	2015-2016	2016-2017
1	REGULAR SALARIES	14,486,402	14,494,696	14,700,000	14,939,087	15,458,974		
2	EXTRA HELP WAGES	30,000	30,000	30,000	30,000	30,000		
3	OVERTIME							
4	PERSONAL SERVICES MATCHING	1,995,285	1,805,340	2,005,340	2,025,000	2,025,000		
5	OPERATING EXPENSES	100,000	261,560	400,000	80,340	80,340		
6	CONFERENCE FEES & TRAVEL	0	0	0	0	0		
7	PROFESSIONAL FEES AND SERVICES	0	0	0	0	0		
8	CAPITAL OUTLAY	0	0	0	0	0		
9	FUNDED DEPRECIATION	119,510	255,159	255,159	255,159	255,159		
10	WORKERS COMP/SURETY PREMIUM	5,225						
11								
12								
13	TOTAL APPROPRIATION	\$16,736,422	\$16,846,755	\$17,390,499	\$17,329,586	\$17,849,473	\$0	\$0
14	PRIOR YEAR FUND BALANCE**							
15	GENERAL REVENUE	15,449,575	15,584,976		16,067,807	16,587,694		
16	EDUCATIONAL EXCELLENCE TRUST FUND	1,232,264	1,261,779		1,261,779	1,261,779		
17	SPECIAL REVENUES * [WF2000]							
18	FEDERAL FUNDS IN STATE TREASURY							
19	TOBACCO SETTLEMENT FUNDS							
20	OTHER STATE TREASURY FUNDS	54,583						
21	TOTAL INCOME	\$16,736,422	\$16,846,755		\$17,329,586	\$17,849,473	\$0	\$0
22	EXCESS (FUNDING)/APPROPRIATION	\$0	\$0		\$0	\$0	\$0	\$0

\* Report WF2000 funds on line 17 - "Special Revenues".

\*\*Line 14 Prior Year Fund Balance includes only the portion of the fund balance needed to balance that fiscal year's budget.

**APPROPRIATION ACT FORM - CASH FUNDS  
2015-2017 BIENNIUM**

FUND 2080000

INSTITUTION SOUTHERN ARKANSAS UNIVERSITY

APPROPRIATION A63

	DESCRIPTION	ACTUAL 2013-2014	BUDGETED 2014-2015	AUTHORIZED APPROPRIATION 2014-2015	INSTITUTIONAL REQUEST / AHECB RECOMMENDATION		LEGISLATIVE RECOMMENDATION	
					2015-2016	2016-2017	2015-2016	2016-2017
1	REGULAR SALARIES	3,672,400	7,081,800	7,081,800	7,000,000	7,000,000		
2	EXTRA HELP WAGES	2,442,086	5,000,000	5,000,000	5,000,000	5,000,000		
3	OVERTIME							
4	PERSONAL SERVICES MATCHING	3,999,131	4,001,000	4,001,000	5,000,000	5,000,000		
5	OPERATING EXPENSES	13,935,617	16,942,200	16,942,200	16,900,000	16,900,000		
6	CONFERENCE FEES & TRAVEL	179,956	1,000,000	1,000,000	1,000,000	1,000,000		
7	PROFESSIONAL FEES AND SERVICES	823,473	1,050,000	1,050,000	1,300,000	1,300,000		
8	CAPITAL OUTLAY	682,385	2,200,000	2,200,000	2,000,000	2,000,000		
9	CAPITAL IMPROVEMENTS	3,074,212	10,825,000	10,825,000	10,000,000	10,000,000		
10	DEBT SERVICE	3,296,498	4,000,000	4,000,000	4,000,000	4,000,000		
11	FUND TRANSFERS, REFUNDS AND INVESTMENTS	0	1,900,000	1,900,000	1,800,000	1,800,000		
12								
13								
14								
15								
16	TOTAL APPROPRIATION	\$32,105,758	\$54,000,000	\$54,000,000	\$54,000,000	\$54,000,000	\$0	\$0
17	PRIOR YEAR FUND BALANCE***							
18	TUITION AND MANDATORY FEES	25,257,156	24,339,511		24,800,000	24,800,000		
19	ALL OTHER FEES							
20	SALES AND SERVICES RELATED TO EDUCATIONAL DEPARTMENTS	81,921	173,590		173,590	173,590		
21	INVESTMENT INCOME							
22	FEDERAL CASH FUNDS	2,179,504	639,456		639,456	639,456		
23	OTHER CASH FUNDS	4,587,177	28,847,443		28,386,954	28,386,954		
24	TOTAL INCOME	\$32,105,758	\$54,000,000		\$54,000,000	\$54,000,000	\$0	\$0
25	EXCESS (FUNDING)/APPROPRIATION	\$0	\$0		\$0	\$0	\$0	\$0

**TOTAL NUMBER OF POSITIONS (GENERAL REVENUE AND CASH COMBINED)**

	ACTUAL 2013-2014	BUDGETED 2014-2015	AUTHORIZED 2014-2015	INSTITUTIONAL REQUEST	AHECB RECOMMEND	LEGISLATIVE RECOMMENDATION
				2015-2017	2015-2017	2015-2017
REGULAR POSITIONS	361	436	489	492	489	
TOBACCO POSITIONS						
EXTRA HELP **	1,900	1,900	1,900	1,900	1,900	

FORM 15-4

\*\* The total number of Extra-Help shown in the requested column will be the total extra-Help positions [General Revenue and Cash] requested to be authorized.

\*\*\*Line 17 Prior Year Fund Balance includes only the portion of the fund balance needed to balance that fiscal year's budget.



**AUXILIARY ENTERPRISE CASH INCOME AND EXPENDITURES**

SOUTHERN ARKANSAS UNIVERSITY  
(NAME OF INSTITUTION)

	ACTIVITY	ACTUAL 2013-2014				BUDGETED 2014-2015			
		INCOME	OPERATING EXPENSES	DEBT SERVICE	NET INCOME	INCOME	OPERATING EXPENSES	DEBT SERVICE	NET INCOME
1	INTERCOLLEGIATE ATHLETICS *	1,225,933	3,181,418	87,068	(2,042,553)	1,688,900	3,017,068	90,918	(1,419,086)
2	HOUSING	4,765,896	3,545,209	855,474	365,213	5,062,540	2,385,083	1,758,612	918,845
3	FOOD SERVICES	3,185,088	2,521,701		663,387	3,274,790	2,486,210		788,580
4	STUDENT UNION	19,081	176,882	29,425	(187,226)	15,000	235,797		(220,797)
5	BOOKSTORE	201,397	9,480		191,917	200,000	9,525		190,475
6	STUDENT ORGANIZATIONS AND PUBLICATIONS	477,243	396,383		80,860	434,596	389,443		45,153
7	OTHER	288,400	355,253		(66,853)	299,160	356,162		(57,002)
8	SUBTOTAL	\$10,163,038	\$10,186,326	\$971,967	(\$995,255)	\$10,974,986	\$8,879,288	\$1,849,530	\$246,168
9	ATHLETIC TRANSFER **	1,210,818			1,210,818	1,235,581			1,235,581
10	OTHER TRANSFERS ***	(188,280)			(188,280)				
11	GRAND TOTAL INCOME, OPERATING EXPENSES, & DEBT SERVICE FOR AUXILIARY ENTERPRISES	\$11,185,576	\$10,186,326	\$971,967	\$27,283	\$12,210,567	\$8,879,288	\$1,849,530	\$1,481,749

\* Intercollegiate athletic income should include the institutional board of trustees' approved student athletic fees.

FORM 15-5

\*\* For both two-year and four-year institutions, line 9, Athletic Transfer should contain the amount transferred from E&G to athletics.

\*\*\* For both two-year and four-year institutions, line 10, Other Transfers should contain the amount either transferred from E&G to support the college union, student organizations and student publications; or from auxiliary to other funds (e.g. plant funds), shown as a negative number.

NOTE: Line 7 Other - includes Post Office, Student Health, and Faculty Housing

NOTE: Line 10 Other Transfers - includes Story Arena, Health Center, Mule Barn and Post Office

**EMPLOYMENT INFORMATION  
IDENTIFICATION BY EMPLOYMENT CLASSIFICATION**

SOUTHERN ARKANSAS UNIVERSITY  
(NAME OF INSTITUTION)

TOTAL NUMBER OF EMPLOYEES IN FISCAL YEAR 2013-2014:						361
(As of November 1, 2013 )						
Nonclassified Administrative Employees:						
White Male:	34	Black Male:	4	Other Male:	4	Total Male: 42
White Female:	47	Black Female:	9	Other Female:	1	Total Female: 57
Nonclassified Health Care Employees:						
White Male:	0	Black Male:	0	Other Male:	0	Total Male: 0
White Female:	0	Black Female:	0	Other Female:	0	Total Female: 0
Classified Employees:						
White Male:	25	Black Male:	5	Other Male:	1	Total Male: 31
White Female:	55	Black Female:	16	Other Female:	1	Total Female: 72
Faculty:						
White Male:	64	Black Male:	6	Other Male:	11	Total Male: 81
White Female:	70	Black Female:	4	Other Female:	4	Total Female: 78
Total White Male:	123	Total Black Male:	15	Total Other Male:	16	Total Male: 154
Total White Female:	172	Total Black Female:	29	Total Other Female:	6	Total Female: 207
Total White:	295	Total Black:	44	Total Other:	22	Total Employees: 361
				<b>Total Minority:</b>	66	

FORM 15-6

**ARKANSAS PUBLIC HIGHER EDUCATION INSTITUTIONS AND ENTITIES**  
**STATE CONTRACTS OVER \$50,000 AWARDED TO MINORITY OWNED BUSINESSES**  
 Fiscal Year 2014  
 Required by A.C.A. 25-36-104

SOUTHERN ARKANSAS UNIVERSITY

SOUTHERN ARKANSAS UNIVERSITY

Minority Business	Total Contract Awarded	Minority Type per A.C.A. 15-4-303 (2)					
		African American	Hispanic American	American Indian	Asian American	Pacific Islander American	Disabled Veteran
N/A							

**TOTAL NUMBER OF MINORITY CONTRACTS AWARDED**                0

**TOTAL EXPENDITURES ON CONTRACTS AWARDED**            \$1,524,213

(Total Expenditures equals ALL Contracts Exceeding \$50,000--Minority and Non-Minority)

**% OF MINORITY CONTRACTS AWARDED**                0%

**DIVISION OF LEGISLATIVE AUDIT  
AUDIT OF SOUTHERN ARKANSAS UNIVERSITY  
June 30, 2013**

<i>Finding:</i>	No Findings noted
-----------------	-------------------

# UNIVERSITY OF ARKANSAS SYSTEM

## Donald R. Bobbitt, President

---

### **ENABLING LAWS**

Morrill Act of 1862, Act 44 of 1871, Arkansas Code Annotated Chapter 64 of Subtitle 5 of Title 6, and Act 258 of 2014

### **INSTITUTION HISTORY AND ORGANIZATION**

Under the Morrill Act of 1862 and pursuant to Act 44 of 1871, the Arkansas General Assembly established the university in Fayetteville as Arkansas Industrial University. It became the state's land-grant institution and first state-assisted college in Arkansas. Arkansas Industrial University became the University of Arkansas in 1899, reflecting the institution's broadened academic mission.

The 10 members of the Board of Trustees are appointed by the governor, with the consent of the state senate, one each year for 10-year terms. Two trustees are appointed from each of the state's four congressional districts and two who are alumni of the University of Arkansas are appointed from the state at-large. The trustees oversee the University of Arkansas System and approve major system and institutional policies.

**INSTITUTION MISSION STATEMENT:** The University of Arkansas System is a comprehensive, publicly-supported higher education system composed of 18 unique institutions, divisions and administrative units that share the singular goal of serving Arkansas residents, and others by developing and sharing knowledge to impact an ever changing world. The System provides access to academic and professional education, and develops intellectual growth and cultural awareness in its students, staff and faculty. The System further promotes an atmosphere of excellence that honors the heritage and diversity of our state and nation, and provides our students, researchers and professionals with tools to promote responsible stewardship of human, natural and financial resources in Arkansas and around the globe.

The University of Arkansas System Administration carries out the governance and administration of the University of Arkansas System in accordance with policies of the Board of Trustees and the President through delegated authority. The system administration provides assistance to the campuses and entities in achieving the comprehensive mission of the University of Arkansas System. The campuses and entities of the UA System include the following:

# UNIVERSITY OF ARKANSAS SYSTEM

## Donald R. Bobbitt, President

---

### **Institutions:**

University of Arkansas, Fayetteville  
University of Arkansas at Monticello  
University of Arkansas System eVersity  
UA Community College at Batesville

University of Arkansas at Fort Smith  
University of Arkansas for Medical Sciences  
Cossatot Community College UA  
UA Community College at Hope

University of Arkansas at Little Rock  
University of Arkansas at Pine Bluff  
Phillips Community College UA  
UA Community College at Morrilton

### **Entities:**

UA Division of Agriculture  
Arkansas Archeological Survey

UA Clinton School of Public Service  
Arkansas School for Mathematics, Sciences  
and the Arts

UA Criminal Justice Institute  
Winthrop Rockefeller Institute

## **PROGRAMS AND DEFINITIONS**

### ***General Administration***

General Administration includes activities related to general administrative operations, executive direction and central executive-level activities concerned with management and long-range planning for the University of Arkansas System. The System Office provides administrative staff support for the governing Board of Trustees and the President as the Chief Executive Officer of the University of Arkansas System.

The following are examples of services provided for the Board and other external constituencies:

- Advance the development and implementation of policies of financial reporting for the Board of Trustees and other constituents.
- Develop for the Board of Trustees and the President a report on annual operating budgets with quarterly updates for all campuses and entities.
- Provide representation for the Board of Trustees and the President in all litigation that is a result of the performance of their System duties and responsibilities.
- Provide risk assessment for the Board of Trustees and the President of the fiscal operations of the campuses and entities.
- Develop public relations and coordinate media contacts for the Board of Trustees, the President and the University of Arkansas System.

### ***Academic Affairs/E-Learning***

Academic Affairs/E-learning works regularly with the chancellors to provide academic support services to UA campuses

**UNIVERSITY OF ARKANSAS SYSTEM**  
**Donald R. Bobbitt, President**

---

and entities related to the offering of higher education courses, and is engaged in initiatives that improve student success, provide professional development support for faculty and track appropriate and effective quality enhancement measures. The goal is to provide leadership and guidance that will assist the individual campuses and entities in meeting statewide goals in student retention and graduation.

The following are examples of services provided for the Board and other external constituencies:

- Advance the development and implementation of academic policies for the Board of Trustees and other constituents that lead to student success.
- Develop for the Board of Trustees and the President an annual report on academic initiatives.
- Provide representation for the Board of Trustees and the President in all academic issues.
- Coordinate and support intercampus and inter-entity collaborative e-learning academic endeavors.
- Lead the effort to launch the University of Arkansas System eVersity, which will provide high-quality, accessible, affordable online courses and degrees in work-force relevant areas.

***Institutional Support***

Institutional Support includes legal and fiscal operations, planning and programming, internal audit, support services to UA campuses and entities, and activities concerned with community and government relations. The goal is to provide services that assist the individual campuses and entities in achieving the comprehensive mission of the University of Arkansas System.

The following are examples of services provide for the UA campuses and entities:

- Provide and administer a program of employee benefits and risk management.
- Provide financial and accounting advice, reporting and consultation and the preparation of consolidated financial reports.
- Strengthen overview of procedures and policies for capital construction.
- Provide legal and regulatory counsel to the campuses and entities of the University of Arkansas System to include representation in litigation.
- Minimize the risk of liability or loss to the University by coordination, communication and advice to the campuses and entities concerning applicable legal and regulatory matters.
- Support campuses and entities in the exercise of governance authority within applicable policies of the Board; state, federal and local laws and regulations; and judicial decisions.

**UNIVERSITY OF ARKANSAS SYSTEM**  
**Donald R. Bobbitt, President**

---

- Serve as an advocate and liaison between the state and federal government and the campuses and entities of the System.
- Provide risk assessed audit services to insure accountability in the use of resources and cost-effective performance of the campuses and entities in accordance with applicable laws, regulations and policies of the Board of Trustees.
- Expand planning, assessment and development strategies that encourage consensus-building among all campuses and entities.

**GENERAL REVENUE REQUEST:**

The Arkansas Higher Education Coordinating Board has recommended an increase in general revenue funds of \$346,604 (FY16) and \$112,527 (FY17). These funds will be used to develop new strategies for using technology to enhance the delivery mode of higher education in Arkansas through researching alternative delivery methods and providing faculty support services in instructional design and technology to develop online courses. In addition, these funds will be used to strengthen retention and graduation efforts through the development of institutional effectiveness measurement plans for student outcomes and data analysis.

**PERSONNEL REQUEST:**

All new positions requested are related to the University of Arkansas System eVersity initiative and are in the areas of student services and curriculum delivery.



**UNIVERSITY OF ARKANSAS - FAYETTEVILLE**  
**G. David Gearhart, Chancellor**

---

**ENABLING LAWS**

Morrill Act of 1862; Act 44 of 1871; Arkansas Code Annotated Chapter 64 of Subtitle 5 of Title 6; Act 258 of 2014

**INSTITUTION HISTORY AND ORGANIZATION**

Under the Morrill Act of 1862 and pursuant to Act 44 of 1871, the Arkansas General Assembly established the university in Fayetteville as Arkansas Industrial University. It became the state's land-grant institution and the first state-assisted college in Arkansas. Arkansas Industrial University became the University of Arkansas in 1899 reflecting the institution's broadened academic mission.

Under the authority of the University of Arkansas's Board of Trustees, the University of Arkansas is the oldest and largest state institution of higher education and the primary state and land-grant university in Arkansas, offering the state's most comprehensive array of undergraduate, professional, graduate, and honors programs. The University of Arkansas is recognized in many assessments and surveys as being one of the top public research universities in the country. Through these programs, students have the opportunity to participate in nationally competitive research, to study abroad, and to work in business, industry, and other institutions through internships. Courses and degree programs are offered by both traditional and technology-mediated instruction to students at other campuses and sites in Arkansas and on some military bases and at international sites.

The University of Arkansas also provides a wide range of public- and economic development-related services including—most especially—technical and professional services to further the economic growth of Arkansas. In addition, the University of Arkansas assists other institutions of public and higher education in Arkansas by providing specialized resources, such as computing, library, and information technology services and expertise in many disciplines. Public- and economic development-related services are provided through the various academic departments, schools, and colleges and by specialized units:

- Arkansas Leadership Academy
- Legal Clinic
- Small Business Development Center
- Center for Business and Economic Research
- Community Design Center
- Global Campus of the School of Continuing Education and Academic Outreach

**UNIVERSITY OF ARKANSAS - FAYETTEVILLE**  
**G. David Gearhart, Chancellor**

---

- Arkansas Research and Technology Park
- World Trade Center Arkansas.

Of the nation's 4,633 accredited universities and colleges, the University of Arkansas is one of 108 to receive the highest possible research classification from the Carnegie Foundation for the Advancement of Teaching. The University of Arkansas is the state's only comprehensive research university. Pursuit of research, scholarly, and creative endeavors is a significant responsibility of faculty members at the University of Arkansas, along with integrating original scholarship with teaching and public outreach activities. Such integrated efforts are designed to advance the frontiers of knowledge and to apply that knowledge to improve human understanding, advance economic development and the standard of living and quality of life of people in Arkansas, the nation, and world. University of Arkansas research, scholarly and creative programs also play important roles in graduate education and increasingly in undergraduate programs as well.

Research and scholarly efforts at the University of Arkansas are pursued by faculty members through the various academic departments, schools and colleges and through specialized units:

- Business and Economic Research Center
- Mack Blackwell Rural Transportation Center
- Center for Advanced Spatial Technologies
- Center for Protein Structure and Function
- Institute of Food Science and Engineering

**Nationally Competitive Students, Nationally Competitive University**

The University of Arkansas is enrolling and graduating more students than any other institution in Arkansas. The qualifications and diversity of the entering freshmen classes have continued to increase in recent years, as have the University's efforts to retain and graduate students. Through its competitive scholarship programs and endowed chairs and professorships, the University of Arkansas is retaining many of Arkansas' best students and attracting scholars from throughout the world. The University's progress brings positive national attention to the State of Arkansas in the higher education arena as well as in the areas of economic development, basic and applied research and scholarship. For the 10<sup>th</sup> year in a row, the U of A is ranked in the top tier of national universities in the "Best Colleges 2015" annual report from U.S. News and World Report. The University of Arkansas is committed to putting Students First to ensure that its diverse mix of students receive the assistance they need to succeed both at the University and in their chosen careers upon graduation.

**UNIVERSITY OF ARKANSAS - FAYETTEVILLE**  
**G. David Gearhart, Chancellor**

---

**Fueling the Arkansas Economy**

The University of Arkansas strives to fuel the Arkansas economy:

- Through its graduates

The knowledge-based economy of the 21<sup>st</sup> Century requires skilled, educated workers. University of Arkansas graduates receive the nationally competitive education necessary to succeed in the knowledge-based economy—the kind of education that will fuel the economic and cultural growth of the State of Arkansas.

- By attracting businesses to Arkansas

Proximity to nationally competitive public research universities is often a deciding factor when relocating existing businesses. Corporations such as Wal-Mart have cited the University of Arkansas as a major reason why they are headquartered in Arkansas. The World Trade Center Arkansas connects the state to the world by providing international trade services to companies and individuals and by educating students in global commerce. World Trade Center Arkansas brings together businesses and governmental agencies involved in foreign trade to further the economic outlook for the state.

- By being a “magnet” that attracts intellectual capital and economic activity

The University of Arkansas’s national reputation as an academic institution attracts brain power from outside of Arkansas and from around the world. Students and faculty come to our state and stay for those reasons, generating millions of dollars annually in economic activity that would not otherwise result. Furthermore, the concentration of intellectual capital at and around the University of Arkansas provides a clean, natural resource of tremendous value to our state’s public, private and not-for-profit sectors. The University of Arkansas’s social and cultural elements, such as its affiliated arts, sports and guest lecture series are major economic attractions as well and help make Arkansas a vibrant place to live, work and raise a family.

- By supporting new businesses

Over the past few years, the University of Arkansas’s Technology Development Foundation has overseen a steady transformation of the Arkansas Research and Technology Park (ARTP) into a multi-faceted knowledge community focused on innovation and technology development. The ARTP has added significant physical infrastructure in the form of the Innovation Center, Enterprise Center and the National Center for Reliable Electric Power Transmission bringing the total R&D capacity in the research park to nearly 300,000 square feet. A portfolio of 38 public/private affiliates contributing over \$54 million in regional economic activity now reside in the park and former affiliates such as NanoMech and Ascendant Diagnostics have chosen Northwest Arkansas as the headquarters for commercialization of products developed through R&D at the ARTP. By growing and

**UNIVERSITY OF ARKANSAS - FAYETTEVILLE**  
**G. David Gearhart, Chancellor**

---

retaining these companies, the ARTP is contributing to the development of a technologically skilled workforce with the addition of approximately 200 high technology jobs earning an average salary of over \$70,000. Furthermore, ARTP affiliate companies have secured over \$64 million in federal grants and contracts since January 2005 providing the research and development basis for these companies to continue to grow their financial viability and employment base. The Arkansas Research and Technology Park is now recognized as a State asset supporting the formation, growth and retention of emerging technology companies that add an important dimension to the state's economy. In addition, the World Trade Center Arkansas assists Arkansas businesses to compete more effectively in the global marketplace. In the last seven years, the World Trade Center Arkansas has partnered with many firms across the state to establish or strengthen their global presence including comprehensive international business services, global connections, professional development and educational events.

- By supporting Arkansas high schools, students, and parents

The University of Arkansas conducts several programs geared to assist, encourage, and develop future college students. The Upward Bound Program gives students of high academic ability in grades 9-12 exposure to challenging pre-college experiences by showing them the study habits, essential skills, and discipline necessary for success in high school and college. The Academy for Mathematics and Sciences Program is a college preparation program designed to introduce students in grades 9-12 to opportunities in math and science and to encourage them to pursue post-secondary degrees in these fields. The Gifted and Talented Scholars Program serves students in grades 6-12 who possess exceptional academic ability and motivation and establishes a resource for students and parents in preparing for college. ACT Academy serves low-income, under-represented students with a five-day residential summer program that provides participants with the opportunity to improve their readiness for the ACT and to provide a college-like experience on the U of A campus.

- By supporting our veterans

The University of Arkansas operates the Veteran Resource and Information Center (VRIC). With the understanding that each student veteran has different needs, our services are adapted to the individual student veteran. The VRIC serves as the central point of contact for prospective or current University of Arkansas student veterans needing assistance with the admissions process, applying for military educational benefits and scholarships, and referrals to various academic departments around campus. Additionally, the VRIC maintains a large network within the community to refer students to organizations specializing in veteran services.

**UNIVERSITY OF ARKANSAS - FAYETTEVILLE**  
**G. David Gearhart, Chancellor**

---

**University of Arkansas Research**

In FY 2014, the University expended \$123.7 million in total research and development expenditures as reported to the National Science Foundation. These totals include not only the external research awards actually spent in that year, but also institutional funds invested in research, as well as funded and unfunded indirect costs. Of the total R&D expenditures, over \$24 million were from federal funding sources.

**General Appropriation Request**

The University of Arkansas is a formula driven entity and did not make a request for general appropriation. The increase in general appropriation is a result of the recommendation made by the Arkansas Higher Education Coordinating Board through the formula driven by the number of credit hours students enroll and complete. The Arkansas Higher Education Coordinating Board has recommended new appropriations in the amounts of \$46,815,059 for FY16 and \$52,026,012 for FY17. These funds will be used to fund enrollment growth through new faculty hiring, to provide competitive salaries and fringe benefits for faculty and staff, and to fund required cost increases such as utilities and health care.

**Personal Services Request**

The requested positions reflect an increase in faculty and staff to accommodate the growing numbers in enrollment, degree programs and research, as well as increases in the numbers of classes offered. In order to keep pace with these expansions, it becomes necessary to provide administration and support to meet the needs with faculty and additional programs and services, including campus safety, technology, and academic advisors.

THIS PAGE INTENTIONALLY LEFT BLANK

## ARKANSAS CENTERS FOR RURAL EDUCATION IN AUTISM AND RELATED DISABILITIES

---

### **INSTITUTION HISTORY AND ORGANIZATION**

One out of sixty five children in the state of Arkansas will be diagnosed with an autism spectrum disorder. Early and intense intervention can change the trajectory of the disorder for many children. However, children living in rural areas have less access to services. In this project, 5 centers across the state of Arkansas will be developed to meet the unique needs of families who have children with autism.

The centers will begin with a focus on autism spectrum disorders. Once the center is established related disabilities will be included. Development areas have been identified to serve the community and training university students to become autism professionals. The identified areas are:

- Development of a state center to provide autism training and support across Arkansas
- Development of four satellite centers across the state (AHECs, Universities, Etc.)
- Provide training to professionals and families across the lifespan.
- Provide consultation to service providers and families
- Investment in a center that serves all agencies and families

Investment in best practices for education and supporting people with autism across the lifespan, results in reduced lifetime costs for support.

The sustainability of the project is based upon grant funds for development of infrastructure at both the state and federal level. Once the infrastructure is developed, research grants will be sought at both the state and federal level. Few rural centers for children with autism exist. This provides us with the opportunity to develop systems to reach rural Americans. The state of Arkansas can become a leader in the development and research of autism and telemedicine.

## ARKANSAS CENTERS FOR RURAL EDUCATION IN AUTISM AND RELATED DISABILITIES

The following outlines the project development over the course of three years:

<b>Arkansas Centers for Rural Education in Autism and Related Disabilities</b>		
<b>Year 1 Focus: Center infrastructure and training in EVB basics</b>	<b>Year 2 Expand and Increase Capacity: EVB and Curricula Options</b>	<b>Year 3 Increase Capacity and Expand to Include Curricula options</b>
<p><b>Q1</b> Set up Centers in Central and NW Arkansas Hire staff Develop center procedures Develop yearly training schedule Begin Development of training materials Identify training needs with community-based organizations Order materials for the lending library</p>	<p><b>Q1</b> Continue Providing Service in Central and NW Expand training to include curricula options (subcontracts if needed) Update lending library materials  In SE, SW, and NE: Train Case Coordinators on EVB Train Case Coordinators on procedures Train ASD Specialists in procedures Professional Development for ASD Specialists if needed Develop training schedule with community-based organizations Distribute information regarding the center services Order Lending library materials</p>	<p><b>Q1</b> Continue to Provide Service across the state Professional Development for staff as needed Subcontract with specific curricula training Update lending library materials</p>
<p><b>Q2</b> Pilot training materials with case coordinators Train Case Coordinators on EVB Train Case Coordinators on</p>	<p><b>Q2</b> Continue Providing Services in Central and NW Arkansas In SE, SW, and NE: Begin providing developmental screenings</p>	<p><b>Q2</b> Continue to provide services across the state</p>



## ARKANSAS CENTERS FOR RURAL EDUCATION IN AUTISM AND RELATED DISABILITIES

<p>procedures Train ASD Specialists in procedures Professional Development for ASD Specialists if needed Develop training schedule with community-based organizations Distribute information regarding the center services Set up lending library system and begin lending. Set up partnership with AAROC</p>	<p>and referrals Begin providing case coordination for families in central and NW Arkansas Begin community-based trainings for families and professionals Begin community based organization trainings Set up lending libraries and begin lending Expand AAROC</p>	
<p><b>Q3</b> Begin providing developmental screenings and referrals Begin providing case coordination for families in central and NW Arkansas Begin community-based trainings for families and professionals Begin community based organization trainings Identify office space in NE, SE, SW Arkansas</p>	<p><b>Q3</b> Provide Service across the state</p>	<p><b>Q3</b> Continue to provide services across the state</p>
<p><b>Q4</b> Continue providing service Evaluate and adjust service delivery model Evaluate needs and expand training topics Secure Office space to expand Hire staff in NE, SE, and SW Arkansas</p>	<p><b>Q4</b> Continue providing service Evaluate and adjust service delivery model Evaluate needs and expand training topics Assess curricular training needs</p>	<p><b>Q4</b> Continue providing service Evaluate and adjust service delivery model Evaluate needs and expand training topics</p>

THIS PAGE INTENTIONALLY LEFT BLANK

# ARKANSAS RESEARCH AND EDUCATIONAL OPTICAL NETWORK (ARE-ON)

## David Merrifield, Executive Director (Interim)

---

### **ENABLING LAW**

Act 1282 of 2005; Act 258 of 2014

### **INSTITUTION HISTORY AND ORGANIZATION**

In 2005, the initial planning for a statewide optical network began to take shape and has since developed into the Arkansas Research and Education Optical Network, otherwise known as AREON. The importance of this endeavor was reinforced when Governor Mike Huckabee presented the newly organized AREON with \$6.4 million to begin the construction of the first phase of this statewide optical network that he called eCorridors, which was aligned with similar efforts in other states belonging to the Southern Governors' Association. Additional financial support came through an additional \$9.4 million through the issuance of higher education general obligation bonds under Act 1282 of 2005. Upon completion of the first phase of the network's growth in 2010, all but one of the 4-year public institutions in the state of Arkansas had access to resources far beyond what they had experienced in the past. This network literally opened up a window to the world with access to organizations such as Internet2 and National Lambda Rail. In 2010, the National Telecommunications and Information Administration awarded the University of Arkansas System \$102 million as a part of the Broadband Technology Opportunities Program to develop new broadband availability to support healthcare, education, and research throughout rural unserved and underserved areas in Arkansas. Of that award, AREON received \$41.2 million to carry out the second phase of its network build out. This phase was completed in late 2013 and focused on connecting all of Arkansas's two-year colleges and the remaining four-year university as well as to serve as the backbone for the UAMS telehealth network now called the Arkansas eLink Network. Now with over 2,200 miles of fiber optic cable throughout the state and into four neighboring states, Arkansas possesses a state of the art network that supports even the most demanding requirements and objectives for its higher education institutions including that of the University of Arkansas to be a Top 50 public research institution by 2021. By leveraging its network to support collaboration and development of new applications, Arkansas colleges and universities have new opportunities to excel in their efforts to elevate education, research, and healthcare and to promote economic development.

### **MISSION STATEMENT**

To promote, develop, and apply advanced application and communication technologies to support and enhance education, research, healthcare, and economic development in the state of Arkansas.

# ARKANSAS RESEARCH AND EDUCATIONAL OPTICAL NETWORK (ARE-ON)

## David Merrifield, Executive Director (Interim)

---

### GOALS

- 1) Sustainability – to meet the ongoing financial needs for operations, technology and capital refresh, and new development in order to remain a viable and financially sound organization.
- 2) Improved Operations – to provide a superior level of operational service to our members through improved network monitoring, measurement, accounting, asset tracking, trouble ticketing, and trouble response.
- 3) Improved Network Resilience – to eliminate single points of failure within the network that could result in prolonged network or service outages for our members.
- 4) 100% Dark Fiber – to extend the same level of network performance and capacity to all our members by completing the task of bringing dark fiber connectivity to all our members.
- 5) Core Agendas – to continue our efforts to promote and support use of innovative applications by our members that leverages the use of the network and related technology in support of the four ARE-ON core agendas of education, research, telehealth, and emergency preparedness.

### GOVERNANCE

ARE-ON is a high-speed fiber-based optical communications network and associated applications established and operated by a consortium of public four-year universities in Arkansas. ARE-ON is governed by the presidents and chancellors of participating institutions in cooperation with the Arkansas Department of Higher Education. AREON's governing structure contains three levels:

- 1) Board of Directors (presidents and chancellors of participating institutions) which serves as the strategic governing body
- 2) Management Council which serves as the operational governing body
- 3) Steering Committee which serves as the technical advisory body

### ADDITIONAL APPROPRIATION

ARE-ON represents a critical component of the higher education mission to be both a cultural and economic engine for the state of Arkansas. AREON is a non-formula entity and is not currently receiving any general revenue. Until this new network has an opportunity to take advantage of the plethora of economic opportunities that will arise as a result of the further development of applications, it is imperative that the state provide a short term solution for meeting operational objectives.

# ARKANSAS RESEARCH AND EDUCATIONAL OPTICAL NETWORK (ARE-ON)

## David Merrifield, Executive Director (Interim)

---

### **ONGOING OPERATIONAL EXPENSES**

- 1) \$240,000 for additional annual maintenance for BTOP funded equipment
- 2) \$500,000 for operating lease for Ft Smith to Tulsa route (FY2016-17)

### **PROGRAM ENHANCEMENTS**

- 1) \$2,000,000 for new construction and new or replacement IRU capital lease agreements
- 2) \$1,422,500 for equipment upgrades and replacements

### **ADDITIONAL POSITION REQUESTS**

- 1) Two additional network engineers are necessary to manage this statewide network as well as support a growing number of members. Since we are contracting with a third party for NOC services, we can eliminate two NW Support engineers.

The general revenue request for new funding for fiscal year 2015-16 is \$1,365,000 and for fiscal year 2016-17 is \$2,797,500. These funds would be applied to the day-to-day maintenance and operation of the expanded network facilities. The current membership consists of two-year and four-year institutions for which their annual membership fees are the only source of dedicated revenue for day-to-day operations. These revenues are half of what is needed to fund operational expenses. General revenues can provide a short-term solution for the growing financial needs until the revenue opportunities have a chance to keep pace with the growth in expenses.

THIS PAGE INTENTIONALLY LEFT BLANK

# **GARVAN WOODLAND GARDENS**

## **Bob Bledsoe, Executive Director**

---

### **ENABLING LAWS**

Act 258 of 2014

### **INSTITUTION HISTORY AND ORGANIZATION**

Verna Cook Garvan, a long-time resident of Southern Arkansas, was founder and benefactress of Garvan Woodland Gardens.

The site for Garvan Woodland Gardens was purchased in the 1920's after a timber clear-cut in 1915. Mrs. Garvan loved this beautiful place so much that she never allowed it to be cut again. In 1956, as a self-taught gardener, she began to develop it as a garden. She was intimately familiar with the land and laid out each path, marking every tree to be removed. Verna also personally chose each new plant and selected its location.

Over the next forty years, Mrs. Garvan planted thousands of specimens which now form an impressive collection. There are hundreds of rare shrubs and trees, some more than 40 years old.

Upon her death in 1993, Mrs. Garvan bequeathed the property to the School of Architecture through the University of Arkansas Foundation. Now an independent department of the University's Fay Jones School of Architecture, the Gardens continue to flourish and grow.

It was Mrs. Garvan's wish that the Gardens be used to educate and serve the people of Arkansas, providing them the joy and repose it had offered her. She noted the devastation of the environment that had taken place in her lifetime and wished to preserve a remnant of the twentieth century's natural grandeur for generations to come.

### **MISSION STATEMENT**

Garvan Woodland Gardens furthers the university's mission of teaching, research, and public service through its own mission:

- Preserve and enhance a unique part of the Ouachita Mountain environment;
- Provide people with a place of learning, research, cultural enrichment, and serenity;

## **GARVAN WOODLAND GARDENS**

### **Bob Bledsoe, Executive Director**

---

- Develop and sustain gardens, landscapes, and structures of exceptional aesthetics, design, and construction; and
- Partner with and serve the community of which the Garden is a part.

### **PROGRAMS AND DEFINITIONS**

#### *General Administration*

General Administration includes activities related to planning, co-ordination, budget adherence and management of the mission of Garvan Woodland Gardens through the outreach in the areas of Volunteer Co-Ordination, Development, Wedding Co-Ordination, Facility Rental, Education Programs, Special Event Co-Ordination and Membership Supervision.

The following are examples of services provided to external constituencies by General Administration:

- Co-Ordination and Planning of 200 Group Tours.
- Co-Ordination and Planning of 150 Weddings and 55 Receptions.
- Presentation of 10 Special Events.
- Management of over 400 Volunteers providing 17,500+ volunteer hours.
- Outreach to 3,500 member families and millions raised in Development Outreach.
- 50 Adult Educational Programs presented.

#### *Operational Administration*

Operational Administration includes activities related to the care, maintenance and presentation of natural displays in a 210 acre woodland garden.

The following are examples of services provided to external constituencies by Operational Administration.

- The annual planting of 125,000 tulip bulbs for spring “Tulip Mania”.



## **GARVAN WOODLAND GARDENS**

### **Bob Bledsoe, Executive Director**

---

- Oversight of 2 million holiday lights on 10 acres for the 60,000 + visitors to Holiday Light Event.
- Arborists and Horticulturists maintaining a safe and pleasant visitor experience for over 130,000 guests.
- Construction of new features within the Gardens.

### **GENERAL REVENUE REQUEST**

The Arkansas Higher Education Coordinating Board has recommended \$500,000 in general revenue funds for Garvan Woodland Gardens. These funds will be used to further grow our outreach to the state and beyond through enhanced programmatic features, greater professional services and strategic long range planning. Funding would also include further refinement of the Operations Administration to build upon its World Class status as a premiere botanical garden within the United States.

### **PERSONNEL REQUEST**

No additional positions over authorized have been requested.

THIS PAGE INTENTIONALLY LEFT BLANK

# THE DAVID AND BARBARA PRYOR CENTER FOR ARKANSAS ORAL AND VISUAL HISTORY

## Randy Dixon, Director

---

### **ENABLING LAWS**

Act 258 of 2014

### **INSTITUTION HISTORY AND ORGANIZATION**

The David and Barbara Pryor Center for Arkansas Oral and Visual History is an oral history program with the mission to record audio and video interviews statewide about Arkansas history and culture, collect other organizations' recordings, organize these recordings into an archive and provide public access to the archive, primarily through the Center's web site. The Pryor Center is the state's only oral and visual history program with a statewide, 75-county mission to collect, preserve and share audio and moving image recordings of Arkansas history.

The Pryor Center archive has the largest audio and moving-image archive of Arkansas history in the state, and one of the largest state collections in the country. The archive currently consists of more than 900 audio and/or video interviews with Arkansans about Arkansas history; 20 historical events pertaining to Arkansans an Arkansas history; and 24,000 hours of videotape covering 6 decades of Arkansas history donated by ABC affiliate KATV, Channel 7, Little Rock. The collection grows annually by about 200 hours of new interview recordings.

The institutional goals of the Center include:

- Record interviews with Arkansans with a diverse population from all 75 counties.
- Train individuals and organizations to record their community's history for inclusion in the center's archive
- Collect historical audio and video recordings from other organizations that need archival assistance.
- Digitize and further process all materials to be placed in the center's digital archive.
- Provide all Arkansas students and teachers with primary resource materials from the center's archive.
- Provide public access to the entire digital archive electronically, primarily through the center's Web site.

Strategies for meeting the above goals include:

- Provide audio/video interview facilities to the public.
- Provide training sessions, guidelines, and forms in person and via the Web site.
- Collect, digitize and archive recordings donated by others, and provide digital copies to the donors.
- Digitize all analog recordings, add appropriate metadata, and place them in the center's digital archive.

THIS PAGE INTENTIONALLY LEFT BLANK

# UNIVERSITY OF ARKANSAS RESEARCH AND TECHNOLOGY PARK

## Phillip Stafford, President

---

### **ENABLING LAWS:**

Act 258 of 2014

### **INSTITUTION HISTORY AND ORGANIZATION**

The Arkansas Research and Technology Park (ARTP) is the focus of the University's efforts to improve the economic base of the State of Arkansas by working in cooperation with other economic development organizations of the state and northwest Arkansas region. In advancing the University's economic development mission, ARTP assists entrepreneurial University faculty in the transfer of technology for use by society including the commercial development of inventions, technology or other intellectual property including, where appropriate, the creation of new startup companies. In supporting the University's economic development mission, ARTP serves a vital role in providing access to research facilities and infrastructure necessary to nurture, grow and sustain technology-based companies. At present, the facility inventory at the ARTP includes approximately 36,000 square feet in the Engineering Research Center referred to as the GENESIS Technology Incubator, the 35,500 square foot Innovation Center and the 65,000 square foot Enterprise Center. However, over the life of the project, the ARTP is designed to create nearly 750,000 square feet of research and development capacity, housed in several buildings.

Achieving the University's goals in technology-based economic development also involves promoting the commercialization of inventions, discoveries, and processes devised by members of the University community and its affiliate companies (faculty, staff, students and tenants in the ARTP). University intellectual property is a natural outgrowth of basic research. As a result, the inventions represent very early-stage ideas that require further development to assess commercial applications and in many cases, the feasibility of transitioning to full-scale production. Therefore to commercialize university intellectual property at the highest value, it is necessary to perform additional studies to produce prototypes or conduct further laboratory trials aimed at optimizing methods of production. Specifically, the commercialization assistance program is proposed around the concept of awarding grants to enable inventors to reduce their inventions to practice and/or add value that will accelerate commercialization.

ARTP is the region's only *knowledge community* focused on innovation and technology development in association with the University, and it is rapidly gaining recognition as the center of technology-based economic development. Consequently, with the addition of appropriate staff and resources, ARTP can play an important role in accelerating the development of a vibrant community of affiliate companies in the ARTP that provide high-wage, high skill jobs for Arkansans. At build-out, the ARTP will create approximately 2,000 permanent jobs. The projected total impact of

**UNIVERSITY OF ARKANSAS RESEARCH AND TECHNOLOGY PARK**  
**Phillip Stafford, President**

---

operating the ARTP on regional output expressed in present value is approximately \$718,823,000. The operation of the ARTP is expected to generate a present value of \$17,726,600 in state and local tax revenue over the life of the project.

# WORLD TRADE CENTER ARKANSAS

## W. Dan Hendrix, President and CEO

---

### ENABLING LAWS

Act 258 of 2014

### INSTITUTION HISTORY AND ORGANIZATION

Arkansas's export shipments of merchandise in 2012 and 2013 totaled \$14.8 billion, higher than the \$10 billion recorded for 2010 and 2011, but export potential for Arkansas small businesses remains largely untapped. Many currently exporting small and medium sized businesses in Arkansas are not exporting as many products to as many countries as they could. Significant progress has been made, but there is more work to be done.

The University of Arkansas requests appropriation funding of \$250,000 to assist the University in its economic development mission and specifically for the World Trade Center Arkansas (WTC AR) and its continuing efforts to reach out to the state's small business owners and agricultural producers, help identify new global markets for expansion, and educate business owners about the potential for growth through exports. The support will help to facilitate companies' transitions from export-ready to exporting and monitor the efficacy of their efforts. The WTC AR has sought available funding, been approved, and successfully awarded over \$2 million in federal support from the U.S. Department of Commerce, including their Economic Development Administration program; and through the STEP program (State Trade and Export Promotion) sponsored by the Small Business Administration, for operational and global trade promotion. With this funding, the WTC AR assisted over 38 companies that were either new to market or new to export. These companies have been able to participate in trade missions and/or trade shows. The results produced in excess of \$22 Million in new export sales with continuing orders anticipated and a \$6,000,000 contract pending for one Arkansas client company.

The World Trade Center Arkansas has also worked with the Republic of Panama to assist in the following higher education initiatives with estimated trade impact of \$2,500,000.00:

- Sam M. Walton College of Business: Certification Program- Certificate of Excellence for Entrepreneurship and Global Supply Chain in conjunction with the University of Panama- training 50 students
- Sam M. Walton College of Business: MBA Program-Panama
- University of Arkansas: 120 Panamanian students recruited and attending fall / spring semester

The Center's primary goal is increasing Arkansas's exports to ASEAN (Association of Southeast Asia Nations), Latin American countries, and more recently Canada and the United Kingdom—thus positively impacting the present trade

## **WORLD TRADE CENTER ARKANSAS**

### **W. Dan Hendrix, President and CEO**

---

deficit. The increased export activity will bolster the state's revenues, directly benefit women-owned and rural small businesses in Arkansas, and increase job growth. Also, tourism by foreign visitors, along with export services and emerging technologies, increases export revenues.

Since 2008 the WTC AR has been the designated trade arm of the Arkansas Economic Development Commission. From the beginning it was recognized that the Trade Center could provide a one-stop global trade connection for Arkansas businesses. Before the establishment of the WTC there was no organization strategically positioned to assist our Arkansas companies with all aspects of global trade development. The WTC AR is a partner with the Department of Commerce and the Export Assistance Office in Little Rock to provide Gold Key service for companies in addition to arranging country briefings and foreign embassy visits. The WTC AR is a city-state partner with the Ex-Im Bank to identify and assist companies with securing global trade financing for exporting their products.

The WTC AR has significant organizational experience and capacity in participation in foreign trade missions and trips to increase exporting, providing translation services for small-business websites, designing international marketing media for small businesses, facilitating Arkansas businesses in international trade shows, and in providing education, professional development and certification assistance to small businesses.



**INSTITUTION APPROPRIATION SUMMARY  
2015-2017 BIENNIUM**

INSTITUTION UNIVERSITY OF ARKANSAS FUND

APPROPRIATION	HISTORICAL DATA						INSTITUTION REQUEST & AHECB RECOMMENDATION							
	2013-2014		2014-2015		2014-2015		2015-2016				2016-2017			
	ACTUAL	POS	BUDGETED	POS	AUTHORIZED	POS	INST REQUEST	POS	AHECB REC	POS	INST REQUEST	POS	AHECB REC	POS
1 STATE TREASURY	204,116,569		205,475,994		237,403,616		257,521,340		257,521,340		265,461,786		265,461,786	
2 CASH	539,240,222		840,042,500		840,042,500		882,044,625		882,044,625		926,146,856		926,146,856	
3 CASH - SOILS TESTING	1,263,079		3,750,000		3,750,000		3,750,000		3,750,000		3,750,000		3,750,000	
4 CASH - AREON	1,768,558		55,003,500		55,003,500		55,003,500		55,003,500		55,003,500		55,003,500	
5 TOBACCO-FAYETTEVILLE	1,677,569		1,583,385		2,375,563		2,375,563		2,375,563		2,375,563		2,375,563	
6 TOBACCO-AGRI EXPERIMENT STATION	1,675,477		1,583,385		2,415,432		2,415,432		2,415,432		2,415,432		2,415,432	
7 STATE-CJ-CLANDESTINE METH.	150,000		150,000		150,000		150,000		150,000		150,000		150,000	
8 STATE-LAW SCHOOL	416,556		800,000		800,000		800,000		800,000		800,000		800,000	
9 STATE-ELEC ENERGY ADVANCE. PROG.	0		0		800,000		800,000		800,000		800,000		800,000	
10 STATE-ARK. WORLD TRADE CENTER	0		0		250,000		250,000		250,000		252,588		252,588	
11 STATE-ARK. AUTISM & DISABILITIES CNTR	0		0		0		2,500,000		2,500,000		2,500,000		2,500,000	
12 STATE-PARTNERS FOR INCLUSIVE COMM.	0		0		250,000		250,000		250,000		250,000		250,000	
12 STATE-GARVAN GARDENS	0		0		511,500		500,000		500,000		500,000		500,000	
13 STATE-ARK. RESEARCH & TECH. PARK	0		0		250,000		250,000		250,000		250,000		250,000	
14 STATE-AREON	0		0		1,381,825		1,365,000		1,365,000		2,797,500		2,797,500	
15 STATE-PRYOR CENTER	0		0		240,405		250,000		250,000		250,000		250,000	
16														
17 TOTAL	750,308,030	5,309	1,108,388,764	6,435	1,145,624,341	7,259	1,210,225,460	7,462	1,210,225,460	7,462	1,263,703,225	7,462	1,263,703,225	7,462
<b>FUNDING SOURCES</b>		%		%				%		%		%		%
18 PRIOR YEAR FUND BALANCE*	104,822	0%	0	0%			0	0%	0	0%	0	0%	0	0%
19 GENERAL REVENUE	189,065,714	25%	190,203,302	17%			247,363,648	20%	247,363,648	20%	256,739,182	20%	256,739,182	20%
20 EDUCATIONAL EXCELLENCE TRUST FUND	14,915,432	2%	15,272,692	1%			15,272,692	1%	15,272,692	1%	15,272,692	1%	15,272,692	1%
21 WORKFORCE 2000	0	0%	0	0%			0	0%	0	0%	0	0%	0	0%
22 CASH FUNDS	542,271,859	72%	898,796,000	81%			940,798,125	78%	940,798,125	78%	984,900,356	78%	984,900,356	78%
23 SPECIAL REVENUES		0%		0%				0%		0%		0%		0%
24 FEDERAL FUNDS	0	0%	0	0%			0	0%	0	0%	0	0%	0	0%
25 TOBACCO SETTLEMENT FUNDS	3,351,297	0%	3,166,770	0%			4,790,995	0%	4,790,995	0%	4,790,995	0%	4,790,995	0%
26 OTHER FUNDS	598,906	0%	950,000	0%			2,000,000	0%	2,000,000	0%	2,000,000	0%	2,000,000	0%
27 TOTAL INCOME	750,308,030	100%	1,108,388,764	100%			1,210,225,460	100%	1,210,225,460	100%	1,263,703,225	100%	1,263,703,225	100%
28 EXCESS (FUNDING)/APPROPRIATION	0		0				0		0		0		0	

UNRESTRICTED EDUCATIONAL & GENERAL FUND BALANCE AS OF JUNE 30, 2014:	\$132,274,189
LESS RESERVES FOR:	
ACCOUNTS RECEIVABLE	\$15,305,061
INVENTORIES	\$6,399,766
YEAR-END ENCUMBRANCES NOT YET RECORDED AS LIABILITIES	
INSURANCE DEDUCTIBLES	
MAJOR CRITICAL SYSTEMS FAILURES	
60 DAYS OF SALARIES & BENEFITS (CASH FLOW PURPOSES)	\$53,933,616
RESERVE FOR SPECIFIC ITEM (SOFTWARE, EQUIPMENT, ETC.)	
OTHER (FOOTNOTE BELOW)	
UNRESERVED EDUCATIONAL & GENERAL FUND BALANCE	\$56,635,746

\*Line 12 Prior Year Fund Balance includes only the portion of the fund balance needed to balance that fiscal year's budget.

**SUMMARY OF UNRESTRICTED EDUCATIONAL AND GENERAL CURRENT FUND EXPENDITURES AND INCOME  
AND AHECB GENERAL REVENUE RECOMMENDATIONS  
FOR THE 2015-2017 BIENNIUM (Non-Formula Entities)**

**UNIVERSITY OF ARKANSAS SYSTEM**

NAME OF INSTITUTION

	EXPENDITURE CATEGORIES	2013-2014 ACTUAL	2014-2015 BUDGETED *	2015-17 INSTITUTIONAL REQUESTS / AHECB RECOMMENDATIONS			
				2015-2016		2016-2017	
				REQUEST	RECOMMENDATION	REQUEST	RECOMMENDATION
1	SALARIES	4,680,344	5,386,765	5,028,573	5,028,573	5,101,696	5,101,696
2	BENEFITS	1,345,454	1,377,451	1,263,143	1,263,143	1,281,424	1,281,424
3	EXTRA HELP	26,782	10,000	24,000	24,000	24,000	24,000
4	M & O	1,136,912	1,496,324	1,260,747	1,260,747	1,281,871	1,281,871
5	DEBT SERVICE	0	52,000	40,000	40,000	40,000	40,000
6							
7							
8							
9							
10							
11							
12							
13	MANDATORY TRANSFERS						
14	AUXILIARY TRANSFERS						
15	NON-MANDATORY TRANSFERS						
16	TOTAL UNREST. E&G EXP.	\$7,189,492	\$8,322,540	\$7,616,463	\$7,616,463	\$7,728,991	\$7,728,991
17	NET LOCAL INCOME	3,897,927	4,635,793	3,583,112	3,583,112	3,583,112	3,583,113
18	PRIOR YEAR BALANCE***						
	STATE FUNDS:						
19	GENERAL REVENUE	3,417,950	3,417,950	3,764,554	3,764,554	3,877,081	3,877,081
20	EDUCATIONAL EXCELLENCE	262,509	268,797	268,797	268,797	268,797	268,797
21	WORKFORCE 2000						
22	TOBACCO SETTLEMENT FUNDS						
23	OTHER STATE FUNDS **						
24	TOTAL SOURCES OF INCOME	\$7,578,386	\$8,322,540	\$7,616,463	\$7,616,463	\$7,728,990	\$7,728,991

FORM 15-2 Nonformula

\* The amounts for Revenue Stabilization Act based on the DF&A forecast.

\*\* Funds received for operating purposes from state appropriations other than RSA, EETF, and WF2000 (e.g. General Improvement) should be reported on Line 23 "Other State Funds" and identified in a footnote.

\*\*\*Line 18 Prior Year Fund Balance includes only the portion of the fund balance needed to balance that fiscal year's budget.

**SUMMARY OF UNRESTRICTED EDUCATIONAL AND GENERAL CURRENT FUND EXPENDITURES AND INCOME  
AND AHECB GENERAL REVENUE RECOMMENDATIONS  
FOR THE 2015-2017 BIENNIUM (Non-Formula Entities)**

**UA - DIVISION OF AGRICULTURE**

NAME OF INSTITUTION

	EXPENDITURE CATEGORIES	2013-2014 ACTUAL	2014-2015 BUDGETED *	2015-17 INSTITUTIONAL REQUESTS / AHECB RECOMMENDATIONS			
				2015-2016		2016-2017	
				REQUEST	RECOMMENDATION	REQUEST	RECOMMENDATION
1	SALARIES-CLASSIFIED	11,380,754	8,964,021	10,320,675	10,320,675	10,526,002	10,526,002
2	SALARIES-NONCLASSIFIED	44,272,573	41,412,809	42,142,837	42,142,837	43,493,801	43,493,801
3	FRINGE BENEFITS	16,408,085	14,329,481	16,572,172	16,572,172	16,954,259	16,954,259
4	OPERATING EXPENSES	20,244,037	17,028,195	17,288,413	17,288,413	17,733,959	17,733,959
5							
6							
7							
8							
9							
10							
11							
12							
13	MANDATORY TRANSFERS						
14	AUXILIARY TRANSFERS						
15	NON-MANDATORY TRANSFERS	(6,704,133)					
16	TOTAL UNREST. E&G EXP.	\$85,601,316	\$81,734,506	\$86,324,097	\$86,324,097	\$88,708,021	\$88,708,021
17	NET LOCAL INCOME	26,354,304	14,436,000	14,436,000	14,436,000	14,436,000	14,436,000
18	PRIOR YEAR BALANCE***						
	STATE FUNDS:						
19	GENERAL REVENUE	62,800,138	62,800,138	66,363,962	66,363,962	68,747,886	68,747,886
20	EDUCATIONAL EXCELLENCE	5,394,913	5,524,135	5,524,135	5,524,135	5,524,135	5,524,135
21	WORKFORCE 2000						
22	TOBACCO SETTLEMENT FUNDS						
23	OTHER STATE FUNDS **	590,510					
24	TOTAL SOURCES OF INCOME	\$95,139,865	\$82,760,273	\$86,324,097	\$86,324,097	\$88,708,021	\$88,708,021

FORM 15-2 Nonformula

\* The amounts for Revenue Stabilization Act, Educational Excellence Trust Fund, and Workforce 2000 are based on the DF&A forecast.

\*\* Funds received for operating purposes from state appropriations other than RSA, EETF, and WF2000 (e.g. General Improvement) should be reported on Line 23 "Other State Funds" and identified in a footnote.

\*\*\*Line 18 Prior Year Fund Balance includes only the portion of the fund balance needed to balance that fiscal year's budget.

NOTE: Line 23 Other State Funds - BQ1I70 (340,510) & KBQ1J49 (250,000)

**SUMMARY OF UNRESTRICTED EDUCATIONAL AND GENERAL CURRENT FUND EXPENDITURES AND INCOME  
AND AHECB GENERAL REVENUE RECOMMENDATIONS  
FOR THE 2015-2017 BIENNIUM (Non-Formula Entities)**

**ARK RESEARCH & EDUC OPTICAL NETWORK (AREON)**

NAME OF INSTITUTION

	EXPENDITURE CATEGORIES	2013-2014 ACTUAL	2014-2015 BUDGETED *	2015-17 INSTITUTIONAL REQUESTS / AHECB RECOMMENDATIONS			
				2015-2016		2016-2017	
				REQUEST	RECOMMENDATION	REQUEST	RECOMMENDATION
1	SALARIES	591,852	949,200	977,676	977,676	977,676	977,676
2	FRINGE BENEFITS	152,101	246,745	254,147	254,147	254,147	254,147
3	MAINTENANCE	1,336,351	1,647,154	1,767,154	1,767,154	2,367,154	2,367,154
4	TRAVEL	34,761	60,400	60,400	60,400	60,400	60,400
5	CAPITAL OUTLAY	12,556	100,000	1,345,000	1,345,000	2,177,500	2,177,500
6							
7							
8							
9							
10							
11							
12							
13	MANDATORY TRANSFERS						
14	AUXILIARY TRANSFERS						
15	NON-MANDATORY TRANSFERS						
16	TOTAL UNREST. E&G EXP.	\$2,127,621	\$3,003,499	\$4,404,377	\$4,404,377	\$5,836,877	\$5,836,877
17	NET LOCAL INCOME	1,755,271	2,581,039	3,039,377	3,039,377	3,039,377	3,039,377
18	PRIOR YEAR BALANCE***		422,460				
	STATE FUNDS:						
19	GENERAL REVENUE			1,365,000	1,365,000	2,797,500	2,797,500
20	EDUCATIONAL EXCELLENCE						
21	WORKFORCE 2000						
22	TOBACCO SETTLEMENT FUNDS						
23	OTHER STATE FUNDS **	765,000					
24	TOTAL SOURCES OF INCOME	\$2,520,271	\$3,003,499	\$4,404,377	\$4,404,377	\$5,836,877	\$5,836,877

FORM 15-2 Nonformula

\* The amounts for Revenue Stabilization Act, Educational Excellence Trust Fund, and Workforce 2000 are based on the DF&A forecast.

\*\* Funds received for operating purposes from state appropriations other than RSA, EETF, and WF2000 (e.g. General Improvement) should be reported on Line 23 "Other State Funds" and identified in a footnote.

\*\*\*Line 18 Prior Year Fund Balance includes only the portion of the fund balance needed to balance that fiscal year's budget.

NOTE: Line 23 Other State Funds - Funding from GIF (\$15,000) and Mineral Lease Funds (\$750,000)

**SUMMARY OF UNRESTRICTED EDUCATIONAL AND GENERAL CURRENT FUND EXPENDITURES AND INCOME  
AND AHECB GENERAL REVENUE RECOMMENDATIONS  
FOR THE 2015-2017 BIENNIUM (Non-Formula Entities)**

**ARKANSAS ARCHEOLOGICAL SURVEY**

NAME OF INSTITUTION

	EXPENDITURE CATEGORIES	2013-2014 ACTUAL	2014-2015 BUDGETED *	2015-17 INSTITUTIONAL REQUESTS / AHECB RECOMMENDATIONS			
				2015-2016		2016-2017	
				REQUEST	RECOMMENDATION	REQUEST	RECOMMENDATION
1	SALARIES AND WAGES	1,685,826	1,725,000	1,972,750	1,903,704	2,031,409	1,960,310
2	STAFF BENEFITS	456,858	441,600	505,024	487,348	520,801	501,840
3	MAINTENANCE AND OPERATIONS	344,461	323,652	328,475	315,419	333,341	321,513
4							
5							
6							
7							
8							
9							
10							
11							
12							
13	MANDATORY TRANSFERS						
14	AUXILIARY TRANSFERS						
15	NON-MANDATORY TRANSFERS						
16	TOTAL UNREST. E&G EXP.	\$2,487,145	\$2,490,252	\$2,806,249	\$2,706,471	\$2,885,551	\$2,783,663
17	NET LOCAL INCOME	30,000	30,000	30,000		30,000	
18	PRIOR YEAR BALANCE***						
	STATE FUNDS:						
19	GENERAL REVENUE	2,327,380	2,327,380	2,643,377	2,573,599	2,722,679	2,650,791
20	EDUCATIONAL EXCELLENCE	129,765	132,872	132,872	132,872	132,872	132,872
21	WORKFORCE 2000						
22	TOBACCO SETTLEMENT FUNDS						
23	OTHER STATE FUNDS **						
24	TOTAL SOURCES OF INCOME	\$2,487,145	\$2,490,252	\$2,806,249	\$2,706,471	\$2,885,551	\$2,783,663

FORM 15-2 Nonformula

\* The amounts for Revenue Stabilization Act, Educational Excellence Trust Fund, and Workforce 2000 are based on the DF&A forecast.

\*\* Funds received for operating purposes from state appropriations other than RSA, EETF, and WF2000 (e.g. General Improvement) should be reported on Line 23 "Other State Funds" and identified in a footnote.

\*\*\*Line 18 Prior Year Fund Balance includes only the portion of the fund balance needed to balance that fiscal year's budget.

**SUMMARY OF UNRESTRICTED EDUCATIONAL AND GENERAL CURRENT FUND EXPENDITURES AND INCOME  
AND AHECB GENERAL REVENUE RECOMMENDATIONS  
FOR THE 2015-2017 BIENNIUM (Non-Formula Entities)**

**UNIVERSITY OF ARKANSAS CLINTON SCHOOL OF PUBLIC SERVICE**

NAME OF INSTITUTION

	EXPENDITURE CATEGORIES	2013-2014 ACTUAL	2014-2015 BUDGETED *	2015-17 INSTITUTIONAL REQUESTS / AHECB RECOMMENDATIONS			
				2015-2016		2016-2017	
				REQUEST	RECOMMENDATION	REQUEST	RECOMMENDATION
1	SALARIES - NONCLASSIFIED	1,598,040	1,697,853	1,743,000	1,743,000	1,794,540	1,794,540
2	EXTRA HELP	142,988	133,860	117,000	117,000	117,000	117,000
3	STAFF BENEFITS	442,554	442,280	474,789	474,789	487,972	487,972
4	SCHOLARSHIPS	517,338	542,000	400,000	400,000	400,000	400,000
5	MAINTENANCE AND OPERATIONS	653,505	648,000	629,653	629,653	638,564	638,564
6							
7							
8							
9							
10							
11							
12							
13	MANDATORY TRANSFERS						
14	AUXILIARY TRANSFERS						
15	NON-MANDATORY TRANSFERS						
16	TOTAL UNREST. E&G EXP.	\$3,354,425	\$3,463,993	\$3,364,442	\$3,364,442	\$3,438,076	\$3,438,076
17	NET LOCAL INCOME	943,808	1,061,918	910,000	910,000	910,000	910,000
18	PRIOR YEAR BALANCE***	(3,458)					
	STATE FUNDS:						
19	GENERAL REVENUE	2,295,575	2,295,575	2,454,442	2,454,442	2,528,076	2,528,076
20	EDUCATIONAL EXCELLENCE						
21	WORKFORCE 2000						
22	TOBACCO SETTLEMENT FUNDS						
23	OTHER STATE FUNDS **	118,500	106,500				
24	TOTAL SOURCES OF INCOME	\$3,354,425	\$3,463,993	\$3,364,442	\$3,364,442	\$3,438,076	\$3,438,076

FORM 15-2 Nonformula

\* The amounts for Revenue Stabilization Act, Educational Excellence Trust Fund, and Workforce 2000 are based on the DF&A forecast.

\*\* Funds received for operating purposes from state appropriations other than RSA, EETF, and WF2000 (e.g. General Improvement) should be reported on Line 23 "Other State Funds" and identified in a footnote.

\*\*\*Line 18 Prior Year Fund Balance includes only the portion of the fund balance needed to balance that fiscal year's budget.

NOTE: Line 23 Other State Funds - General Improvement Funds received for operating purposes.

**SUMMARY OF UNRESTRICTED EDUCATIONAL AND GENERAL CURRENT FUND EXPENDITURES AND INCOME  
AND AHECB GENERAL REVENUE RECOMMENDATIONS  
FOR THE 2015-2017 BIENNIUM (Non-Formula Entities)**

**CRIMINAL JUSTICE INSTITUTE--UA SYSTEM**

NAME OF INSTITUTION

	EXPENDITURE CATEGORIES	2013-2014 ACTUAL	2014-2015 BUDGETED *	2015-17 INSTITUTIONAL REQUESTS / AHECB RECOMMENDATIONS			
				2015-2016		2016-2017	
				REQUEST	RECOMMENDATION	REQUEST	RECOMMENDATION
1	PUBLIC SERVICE	2,221,557	2,543,844	3,459,669	3,282,169	3,547,210	3,364,385
2							
3							
4							
5							
6							
7							
8							
9							
10							
11							
12							
13	MANDATORY TRANSFERS						
14	AUXILIARY TRANSFERS						
15	NON-MANDATORY TRANSFERS	213,997					
16	TOTAL UNREST. E&G EXP.	\$2,435,554	\$2,543,844	\$3,459,669	\$3,282,169	\$3,547,210	\$3,364,385
17	NET LOCAL INCOME	333,882	374,000	200,000	200,000	200,000	200,000
18	PRIOR YEAR BALANCE***	125,903	191,627	191,627	191,627	191,627	191,627
	STATE FUNDS:						
19	GENERAL REVENUE	1,825,769	1,825,769	2,918,042	2,740,542	3,005,583	2,822,758
20	EDUCATIONAL EXCELLENCE						
21	WORKFORCE 2000						
22	TOBACCO SETTLEMENT FUNDS						
23	OTHER STATE FUNDS **	150,000	152,448	150,000	150,000	150,000	150,000
24	TOTAL SOURCES OF INCOME	\$2,435,554	\$2,543,844	\$3,459,669	\$3,282,169	\$3,547,210	\$3,364,385

FORM 15-2 Nonformula

\* The amounts for Revenue Stabilization Act based on the DF&A forecast.

\*\* Funds received for operating purposes from state appropriations other than RSA, EETF, and WF2000 (e.g. General Improvement) should be reported on Line 23 "Other State Funds" and identified in a footnote.

\*\*\*Line 18 Prior Year Fund Balance includes only the portion of the fund balance needed to balance that fiscal year's budget.

NOTE: Line 23 Other State Funds - FY14-- Received \$150,000 Special State Assets Forfeiture Funds. FY15--\$110,000 Special State Assets Forfeiture Funds, \$18,869 GIF and \$23,579 from the Attorney General's Office FY16 and FY17--\$150,000 Special State Assets Forfeiture Funds.

**SUMMARY OF UNRESTRICTED EDUCATIONAL AND GENERAL CURRENT FUND EXPENDITURES AND INCOME  
AND AHECB GENERAL REVENUE RECOMMENDATIONS  
FOR THE 2015-2017 BIENNIUM (Non-Formula Entities)**

UA GARVAN WOODLAND GARDENS

NAME OF INSTITUTION

	EXPENDITURE CATEGORIES	2013-2014 ACTUAL	2014-2015 BUDGETED *	2015-17 INSTITUTIONAL REQUESTS / AHECB RECOMMENDATIONS			
				2015-2016		2016-2017	
				REQUEST	RECOMMENDATION	REQUEST	RECOMMENDATION
1	PUBLIC SERVICE	1,959,014	1,480,910	500,000	500,000	500,000	500,000
2							
3							
4							
5							
6							
7							
8							
9							
10							
11							
12							
13	MANDATORY TRANSFERS						
14	AUXILIARY TRANSFERS						
15	NON-MANDATORY TRANSFERS						
16	TOTAL UNREST. E&G EXP.	\$1,959,014	\$1,480,910	\$500,000	\$500,000	\$500,000	\$500,000
17	NET LOCAL INCOME	1,459,014	1,480,910				
18	PRIOR YEAR BALANCE***						
	STATE FUNDS:						
19	GENERAL REVENUE			500,000	500,000	500,000	500,000
20	EDUCATIONAL EXCELLENCE						
21	WORKFORCE 2000						
22	TOBACCO SETTLEMENT FUNDS						
23	OTHER STATE FUNDS **	500,000					
24	TOTAL SOURCES OF INCOME	\$1,959,014	\$1,480,910	\$500,000	\$500,000	\$500,000	\$500,000

FORM 15-2 Nonformula

\* The amounts for Revenue Stabilization Act, Educational Excellence Trust Fund, and Workforce 2000 are based on the DF&A forecast.

\*\* Funds received for operating purposes from state appropriations other than RSA, EETF, and WF2000 (e.g. General Improvement) should be reported on Line 23 "Other State Funds" and identified in a footnote.

\*\*\*Line 18 Prior Year Fund Balance includes only the portion of the fund balance needed to balance that fiscal year's budget.

NOTE: Line 23 Other State Funds - GIF Funding



**SUMMARY OF UNRESTRICTED EDUCATIONAL AND GENERAL CURRENT FUND EXPENDITURES AND INCOME  
AND AHECB GENERAL REVENUE RECOMMENDATIONS  
FOR THE 2015-2017 BIENNIUM (Non-Formula Entities)**

PRYOR CENTER FOR ARK. ORAL & VISUAL HISTORY

NAME OF INSTITUTION

	EXPENDITURE CATEGORIES	2013-2014 ACTUAL	2014-2015 BUDGETED *	2015-17 INSTITUTIONAL REQUESTS / AHECB RECOMMENDATIONS			
				2015-2016		2016-2017	
				REQUEST	RECOMMENDATION	REQUEST	RECOMMENDATION
1	ACADEMIC SUPPORT	308,565	311,672	250,000	250,000	250,000	250,000
2							
3							
4							
5							
6							
7							
8							
9							
10							
11							
12							
13	MANDATORY TRANSFERS						
14	AUXILIARY TRANSFERS						
15	NON-MANDATORY TRANSFERS						
16	TOTAL UNREST. E&G EXP.	\$308,565	\$311,672	\$250,000	\$250,000	\$250,000	\$250,000
17	NET LOCAL INCOME	308,565	311,672				
18	PRIOR YEAR BALANCE***						
	STATE FUNDS:						
19	GENERAL REVENUE			250,000	250,000	250,000	250,000
20	EDUCATIONAL EXCELLENCE						
21	WORKFORCE 2000						
22	TOBACCO SETTLEMENT FUNDS						
23	OTHER STATE FUNDS **						
24	TOTAL SOURCES OF INCOME	\$308,565	\$311,672	\$250,000	\$250,000	\$250,000	\$250,000

FORM 15-2 Nonformula

\* The amounts for Revenue Stabilization Act, Educational Excellence Trust Fund, and Workforce 2000 are based on the DF&A forecast.

\*\* Funds received for operating purposes from state appropriations other than RSA, EETF, and WF2000 (e.g. General Improvement) should be reported on Line 23 "Other State Funds" and identified in a footnote.

\*\*\*Line 18 Prior Year Fund Balance includes only the portion of the fund balance needed to balance that fiscal year's budget.

**SUMMARY OF UNRESTRICTED EDUCATIONAL AND GENERAL CURRENT FUND EXPENDITURES AND INCOME  
AND AHECB GENERAL REVENUE RECOMMENDATIONS  
FOR THE 2015-2017 BIENNIUM (Non-Formula Entities)**

**UNIVERSITY OF ARK.-RESEARCH & TECHNOLOGY PARK**

NAME OF INSTITUTION

	EXPENDITURE CATEGORIES	2013-2014 ACTUAL	2014-2015 BUDGETED *	2015-17 INSTITUTIONAL REQUESTS / AHECB RECOMMENDATIONS			
				2015-2016		2016-2017	
				REQUEST	RECOMMENDATION	REQUEST	RECOMMENDATION
1	PUBLIC SERVICE			250,000	250,000	250,000	250,000
2							
3							
4							
5							
6							
7							
8							
9							
10							
11							
12							
13	MANDATORY TRANSFERS						
14	AUXILIARY TRANSFERS						
15	NON-MANDATORY TRANSFERS						
16	TOTAL UNREST. E&G EXP.	\$0	\$0	\$250,000	\$250,000	\$250,000	\$250,000
17	NET LOCAL INCOME						
18	PRIOR YEAR BALANCE***						
	STATE FUNDS:						
19	GENERAL REVENUE			250,000	250,000	250,000	250,000
20	EDUCATIONAL EXCELLENCE						
21	WORKFORCE 2000						
22	TOBACCO SETTLEMENT FUNDS						
23	OTHER STATE FUNDS **						
24	TOTAL SOURCES OF INCOME	\$0	\$0	\$250,000	\$250,000	\$250,000	\$250,000

FORM 15-2 Nonformula

\* The amounts for Revenue Stabilization Act, Educational Excellence Trust Fund, and Workforce 2000 are based on the DF&A forecast.

\*\* Funds received for operating purposes from state appropriations other than RSA, EETF, and WF2000 (e.g. General Improvement) should be reported on Line 23 "Other State Funds" and identified in a footnote.

\*\*\*Line 18 Prior Year Fund Balance includes only the portion of the fund balance needed to balance that fiscal year's budget.

**SUMMARY OF UNRESTRICTED EDUCATIONAL AND GENERAL CURRENT FUND EXPENDITURES AND INCOME  
AND AHECB GENERAL REVENUE RECOMMENDATIONS  
FOR THE 2015-2017 BIENNIUM (Non-Formula Entities)**

**ARKANSAS CENTERS FOR RURAL EDUCATION IN AUTISM AND RELATED DISABILITIES**

NAME OF INSTITUTION

	EXPENDITURE CATEGORIES	2013-2014 ACTUAL	2014-2015 BUDGETED *	2015-17 INSTITUTIONAL REQUESTS / AHECB RECOMMENDATIONS			
				2015-2016		2016-2017	
				REQUEST	RECOMMENDATION	REQUEST	RECOMMENDATION
1	PUBLIC SERVICE			2,500,000	2,500,000	2,500,000	2,500,000
2							
3							
4							
5							
6							
7							
8							
9							
10							
11							
12							
13	MANDATORY TRANSFERS						
14	AUXILIARY TRANSFERS						
15	NON-MANDATORY TRANSFERS						
16	TOTAL UNREST. E&G EXP.	\$0	\$0	\$2,500,000	\$2,500,000	\$2,500,000	\$2,500,000
17	NET LOCAL INCOME						
18	PRIOR YEAR BALANCE***						
	STATE FUNDS:						
19	GENERAL REVENUE			2,500,000	2,500,000	2,500,000	2,500,000
20	EDUCATIONAL EXCELLENCE						
21	WORKFORCE 2000						
22	TOBACCO SETTLEMENT FUNDS						
23	OTHER STATE FUNDS **						
24	TOTAL SOURCES OF INCOME	\$0	\$0	\$2,500,000	\$2,500,000	\$2,500,000	\$2,500,000

FORM 15-2 Nonformula

\* The amounts for Revenue Stabilization Act, Educational Excellence Trust Fund, and Workforce 2000 are based on the DF&A forecast.

\*\* Funds received for operating purposes from state appropriations other than RSA, EETF, and WF2000 (e.g. General Improvement) should be reported on Line 23 "Other State Funds" and identified in a footnote.

\*\*\*Line 18 Prior Year Fund Balance includes only the portion of the fund balance needed to balance that fiscal year's budget.

**SUMMARY OF UNRESTRICTED EDUCATIONAL AND GENERAL CURRENT FUND EXPENDITURES AND INCOME  
AND AHECB GENERAL REVENUE RECOMMENDATIONS  
FOR THE 2015-2017 BIENNIUM (Non-Formula Entities)**

UNIVERSITY OF ARK.-WORLD TRADE CENTER

NAME OF INSTITUTION

	EXPENDITURE CATEGORIES	2013-2014 ACTUAL	2014-2015 BUDGETED *	2015-17 INSTITUTIONAL REQUESTS / AHECB RECOMMENDATIONS			
				2015-2016		2016-2017	
				REQUEST	RECOMMENDATION	REQUEST	RECOMMENDATION
1	PUBLIC SERVICE			250,000	250,000	252,588	252,588
2							
3							
4							
5							
6							
7							
8							
9							
10							
11							
12							
13	MANDATORY TRANSFERS						
14	AUXILIARY TRANSFERS						
15	NON-MANDATORY TRANSFERS						
16	TOTAL UNREST. E&G EXP.	\$0	\$0	\$250,000	\$250,000	\$252,588	\$252,588
17	NET LOCAL INCOME						
18	PRIOR YEAR BALANCE***						
	STATE FUNDS:						
19	GENERAL REVENUE			250,000	250,000	252,588	252,588
20	EDUCATIONAL EXCELLENCE						
21	WORKFORCE 2000						
22	TOBACCO SETTLEMENT FUNDS						
23	OTHER STATE FUNDS **						
24	TOTAL SOURCES OF INCOME	\$0	\$0	\$250,000	\$250,000	\$252,588	\$252,588

FORM 15-2 Nonformula

\* The amounts for Revenue Stabilization Act, Educational Excellence Trust Fund, and Workforce 2000 are based on the DF&A forecast.

\*\* Funds received for operating purposes from state appropriations other than RSA, EETF, and WF2000 (e.g. General Improvement) should be reported on Line 23 "Other State Funds" and identified in a footnote.

\*\*\*Line 18 Prior Year Fund Balance includes only the portion of the fund balance needed to balance that fiscal year's budget.

**APPROPRIATION ACT FORM - STATE TREASURY  
2015-2017 BIENNIUM**

FUND CAA0000

INSTITUTION UNIVERSITY OF ARKANSAS FUND

APPROPRIATION 534

	DESCRIPTION	ACTUAL 2013-2014	BUDGETED 2014-2015	AUTHORIZED APPROPRIATION 2014-2015	INSTITUTIONAL REQUEST / AHECB RECOMMENDATION		LEGISLATIVE RECOMMENDATION	
					2015-2016	2016-2017	2015-2016	2016-2017
1	REGULAR SALARIES	157,531,981	161,500,000	172,000,000	188,000,000	192,000,000		
2	EXTRA HELP WAGES							
3	OVERTIME							
4	PERSONAL SERVICES MATCHING	34,800,000	34,800,000	42,000,000	45,000,000	48,000,000		
5	OPERATING EXPENSES	9,617,209	7,099,144	21,326,766	22,444,490	23,384,936		
6	CONFERENCE FEES & TRAVEL	0	0	0	0	0		
7	PROFESSIONAL FEES AND SERVICES	0	0	0	0	0		
8	CAPITAL OUTLAY	0	0	0	0	0		
9	FUNDED DEPRECIATION	2,076,850	2,076,850	2,076,850	2,076,850	2,076,850		
10	WORKERS COMP/SURETY PREMIUM	90,529						
11								
12								
13								
14	TOTAL APPROPRIATION	\$204,116,569	\$205,475,994	\$237,403,616	\$257,521,340	\$265,461,786	\$0	\$0
15	PRIOR YEAR FUND BALANCE**	103,073						
16	GENERAL REVENUE	189,065,714	190,203,302		242,248,648	250,189,094		
17	EDUCATIONAL EXCELLENCE TRUST FUND	14,915,432	15,272,692		15,272,692	15,272,692		
18	SPECIAL REVENUES * [WF2000]							
19	FEDERAL FUNDS IN STATE TREASURY							
20	TOBACCO SETTLEMENT FUNDS							
21	OTHER STATE TREASURY FUNDS	32,350						
22	TOTAL INCOME	\$204,116,569	\$205,475,994		\$257,521,340	\$265,461,786	\$0	\$0
23	EXCESS (FUNDING)/APPROPRIATION	\$0	\$0		\$0	\$0	\$0	\$0

\* Report WF2000 funds on line 18 - "Special Revenues".

FORM 15-3

\*\*Line 15 Prior Year Fund Balance includes only the portion of the fund balance needed to balance that fiscal year's budget.

**ALLOCATIONS:**

(1) FAYETTEVILLE CAMPUS	173,698,437	178,909,390
(2) SYSTEM ADMINISTRATION	4,033,351	4,145,878
(3) DIVISION OF AGRICULTURE	71,888,097	74,272,021
(4) CRIMINAL JUSTICE INSTITUTE	2,740,542	2,822,758
(5) ARCHEOLOGICAL SURVEY	2,706,471	2,783,663
(6) CLINTON SCHOOL	2,454,442	2,528,076
	<u>257,521,340</u>	<u>265,461,786</u>

**APPROPRIATION ACT FORM - STATE TREASURY  
2015-2017 BIENNIUM**

FUND TSF0200

INSTITUTION TOBACCO FUNDS-FAYETTEVILLE

APPROPRIATION 319

	DESCRIPTION	ACTUAL 2013-2014	BUDGETED 2014-2015	AUTHORIZED APPROPRIATION 2014-2015	INSTITUTIONAL REQUEST / AHECB RECOMMENDATION		LEGISLATIVE RECOMMENDATION	
					2015-2016	2016-2017	2015-2016	2016-2017
1	REGULAR SALARIES	442,325	480,000	480,000	480,000	480,000		
2	EXTRA HELP WAGES							
3	OVERTIME							
4	PERSONAL SERVICES MATCHING	58,339	75,000	75,000	75,000	75,000		
5	OPERATING EXPENSES	707,707	800,000	800,000	800,000	800,000		
6	CONFERENCE FEES & TRAVEL	0	0	0	0	0		
7	PROFESSIONAL FEES AND SERVICES	0	0	0	0	0		
8	CAPITAL OUTLAY	467,449	228,385	1,020,563	1,020,563	1,020,563		
9	FUNDED DEPRECIATION							
10	WORKERS COMP	1,749						
11								
12								
13								
14	TOTAL APPROPRIATION	\$1,677,569	\$1,583,385	\$2,375,563	\$2,375,563	\$2,375,563	\$0	\$0
15	PRIOR YEAR FUND BALANCE**	1,749						
16	GENERAL REVENUE							
17	EDUCATIONAL EXCELLENCE TRUST FUND							
18	SPECIAL REVENUES * [WF2000]							
19	FEDERAL FUNDS IN STATE TREASURY							
20	TOBACCO SETTLEMENT FUNDS	1,675,820	1,583,385		2,375,563	2,375,563		
21	OTHER STATE TREASURY FUNDS							
22	TOTAL INCOME	\$1,677,569	\$1,583,385		\$2,375,563	\$2,375,563	\$0	\$0
23	EXCESS (FUNDING)/APPROPRIATION	\$0	\$0		\$0	\$0	\$0	\$0

\* Report WF2000 funds on line 18 - "Special Revenues".

FORM 15-3

\*\*Line 15 Prior Year Fund Balance includes only the portion of the fund balance needed to balance that fiscal year's budget.

**APPROPRIATION ACT FORM - STATE TREASURY  
2015-2017 BIENNIUM**

FUND TSF0202

INSTITUTION TOBACCO FUNDS-AGRI EXPER

APPROPRIATION 321

	DESCRIPTION	ACTUAL 2013-2014	BUDGETED 2014-2015	AUTHORIZED APPROPRIATION 2014-2015	INSTITUTIONAL REQUEST / AHECB RECOMMENDATION		LEGISLATIVE RECOMMENDATION	
					2015-2016	2016-2017	2015-2016	2016-2017
1	REGULAR SALARIES	938,997	975,000	1,356,100	1,356,100	1,356,100		
2	EXTRA HELP WAGES							
3	OVERTIME							
4	PERSONAL SERVICES MATCHING	257,004	275,000	359,332	359,332	359,332		
5	OPERATING EXPENSES	279,796	215,232	380,000	380,000	380,000		
6	CONFERENCE FEES & TRAVEL	13,550	25,000	40,000	40,000	40,000		
7	PROFESSIONAL FEES AND SERVICES	45,940	50,000	100,000	100,000	100,000		
8	CAPITAL OUTLAY	140,190	43,153	180,000	180,000	180,000		
9	FUNDED DEPRECIATION							
10								
11								
12								
13								
14	TOTAL APPROPRIATION	\$1,675,477	\$1,583,385	\$2,415,432	\$2,415,432	\$2,415,432	\$0	\$0
15	PRIOR YEAR FUND BALANCE**							
16	GENERAL REVENUE							
17	EDUCATIONAL EXCELLENCE TRUST FUND							
18	SPECIAL REVENUES * [WF2000]							
19	FEDERAL FUNDS IN STATE TREASURY							
20	TOBACCO SETTLEMENT FUNDS	1,675,477	1,583,385		2,415,432	2,415,432		
21	OTHER STATE TREASURY FUNDS							
22	TOTAL INCOME	\$1,675,477	\$1,583,385		\$2,415,432	\$2,415,432	\$0	\$0
23	EXCESS (FUNDING)/APPROPRIATION	\$0	\$0		\$0	\$0	\$0	\$0

\* Report WF2000 funds on line 18 - "Special Revenues".

FORM 15-3

\*\*Line 15 Prior Year Fund Balance includes only the portion of the fund balance needed to balance that fiscal year's budget.

**APPROPRIATION ACT FORM - STATE TREASURY  
2015-2017 BIENNIUM**

FUND CAA0100

INSTITUTION UA FUND - CRIMINAL JUSTICE INSTITUTE

APPROPRIATION 534A

	DESCRIPTION	ACTUAL 2013-2014	BUDGETED 2014-2015	AUTHORIZED APPROPRIATION 2014-2015	INSTITUTIONAL REQUEST / AHECB RECOMMENDATION		LEGISLATIVE RECOMMENDATION	
					2015-2016	2016-2017	2015-2016	2016-2017
1	CJI - CLANDESTINE METHAMPHETAMINE EDUCATION & TRAINING	150,000	150,000	150,000	150,000	150,000		
2								
3								
4								
5								
6								
7								
8								
9								
10								
11								
12								
13	TOTAL APPROPRIATION	\$150,000	\$150,000	\$150,000	\$150,000	\$150,000	\$0	\$0
14	PRIOR YEAR FUND BALANCE**							
15	GENERAL REVENUE							
16	EDUCATIONAL EXCELLENCE TRUST FUND							
17	SPECIAL REVENUES * [WF2000]							
18	FEDERAL FUNDS IN STATE TREASURY							
19	TOBACCO SETTLEMENT FUNDS							
20	OTHER STATE TREASURY FUNDS	150,000	150,000		150,000	150,000		
21	TOTAL INCOME	\$150,000	\$150,000		\$150,000	\$150,000	\$0	\$0
22	EXCESS (FUNDING)/APPROPRIATION	\$0	\$0		\$0	\$0	\$0	\$0

\* Report WF2000 funds on line 18 - "Special Revenues".

\*\*Line 15 Prior Year Fund Balance includes only the portion of the fund balance needed to balance that fiscal year's budget.



**APPROPRIATION ACT FORM - STATE TREASURY  
2015-2017 BIENNIUM**

FUND CAA0300

INSTITUTION UA SCHOOL OF LAW

APPROPRIATION 534

	DESCRIPTION	ACTUAL 2013-2014	BUDGETED 2014-2015	AUTHORIZED APPROPRIATION 2014-2015	INSTITUTIONAL REQUEST / AHECB RECOMMENDATION		LEGISLATIVE RECOMMENDATION	
					2015-2016	2016-2017	2015-2016	2016-2017
1	UA SCHOOL OF LAW	416,556	800,000	800,000	800,000	800,000		
2								
3								
4								
5								
6								
7								
8								
9								
10								
11								
12								
13								
14	TOTAL APPROPRIATION	\$416,556	\$800,000	\$800,000	\$800,000	\$800,000	\$0	\$0
15	PRIOR YEAR FUND BALANCE**							
16	GENERAL REVENUE							
17	EDUCATIONAL EXCELLENCE TRUST FUND							
18	SPECIAL REVENUES * [WF2000]							
19	FEDERAL FUNDS IN STATE TREASURY							
20	TOBACCO SETTLEMENT FUNDS							
21	OTHER STATE TREASURY FUNDS	416,556	800,000		800,000	800,000		
22	TOTAL INCOME	\$416,556	\$800,000		\$800,000	\$800,000	\$0	\$0
23	EXCESS (FUNDING)/APPROPRIATION	\$0	\$0		\$0	\$0	\$0	\$0

\* Report WF2000 funds on line 18 - "Special Revenues".

\*\*Line 15 Prior Year Fund Balance includes only the portion of the fund balance needed to balance that fiscal year's budget.

**APPROPRIATION ACT FORM - STATE TREASURY  
2015-2017 BIENNIUM**

FUND CAA0400

INSTITUTION ARK RESEARCH & EDUC OPTICAL NETWORK

APPROPRIATION 534R

	DESCRIPTION	ACTUAL 2013-2014	BUDGETED 2014-2015	AUTHORIZED APPROPRIATION 2014-2015	INSTITUTIONAL REQUEST / AHECB RECOMMENDATION		LEGISLATIVE RECOMMENDATION	
					2015-2016	2016-2017	2015-2016	2016-2017
1	ARK RESEARCH & EDUC OPTICAL NETWORK			1,381,825	1,365,000	2,797,500		
2								
3								
4								
5								
6								
7								
8								
9								
10								
11								
12								
13								
14	TOTAL APPROPRIATION	\$0	\$0	\$1,381,825	\$1,365,000	\$2,797,500	\$0	\$0
15	PRIOR YEAR FUND BALANCE**							
16	GENERAL REVENUE				1,365,000	2,797,500		
17	EDUCATIONAL EXCELLENCE TRUST FUND							
18	SPECIAL REVENUES * [WF2000]							
19	FEDERAL FUNDS IN STATE TREASURY							
20	TOBACCO SETTLEMENT FUNDS							
21	OTHER STATE TREASURY FUNDS							
22	TOTAL INCOME	\$0	\$0		\$1,365,000	\$2,797,500	\$0	\$0
23	EXCESS (FUNDING)/APPROPRIATION	\$0	\$0		\$0	\$0	\$0	\$0

\* Report WF2000 funds on line 18 - "Special Revenues".

\*\*Line 15 Prior Year Fund Balance includes only the portion of the fund balance needed to balance that fiscal year's budget.

**APPROPRIATION ACT FORM - STATE TREASURY  
2015-2017 BIENNIUM**

FUND CAA0500

INSTITUTION UA GARVAN WOODLAND GARDENS

APPROPRIATION 59G

	DESCRIPTION	ACTUAL 2013-2014	BUDGETED 2014-2015	AUTHORIZED APPROPRIATION 2014-2015	INSTITUTIONAL REQUEST / AHECB RECOMMENDATION		LEGISLATIVE RECOMMENDATION	
					2015-2016	2016-2017	2015-2016	2016-2017
1	UA GARVAN WOODLAND GARDENS			511,500	500,000	500,000		
2								
3								
4								
5								
6								
7								
8								
9								
10								
11								
12								
13								
14	TOTAL APPROPRIATION	\$0	\$0	\$511,500	\$500,000	\$500,000	\$0	\$0
15	PRIOR YEAR FUND BALANCE**							
16	GENERAL REVENUE				500,000	500,000		
17	EDUCATIONAL EXCELLENCE TRUST FUND							
18	SPECIAL REVENUES * [WF2000]							
19	FEDERAL FUNDS IN STATE TREASURY							
20	TOBACCO SETTLEMENT FUNDS							
21	OTHER STATE TREASURY FUNDS							
22	TOTAL INCOME	\$0	\$0		\$500,000	\$500,000	\$0	\$0
23	EXCESS (FUNDING)/APPROPRIATION	\$0	\$0		\$0	\$0	\$0	\$0

\* Report WF2000 funds on line 18 - "Special Revenues".

\*\*Line 15 Prior Year Fund Balance includes only the portion of the fund balance needed to balance that fiscal year's budget.

**APPROPRIATION ACT FORM - STATE TREASURY  
2015-2017 BIENNIUM**

FUND CAA0700

INSTITUTION PRYOR CNTR FOR ARK. ORAL & VISUAL HISTORY

APPROPRIATION L96

	DESCRIPTION	ACTUAL 2013-2014	BUDGETED 2014-2015	AUTHORIZED APPROPRIATION 2014-2015	INSTITUTIONAL REQUEST / AHECB RECOMMENDATION		LEGISLATIVE RECOMMENDATION	
					2015-2016	2016-2017	2015-2016	2016-2017
1	ACADEMIC SUPPORT			240,405	250,000	250,000		
2								
3								
4								
5								
6								
7								
8								
9								
10								
11								
12								
13								
14	TOTAL APPROPRIATION	\$0	\$0	\$240,405	\$250,000	\$250,000	\$0	\$0
15	PRIOR YEAR FUND BALANCE**							
16	GENERAL REVENUE				250,000	250,000		
17	EDUCATIONAL EXCELLENCE TRUST FUND							
18	SPECIAL REVENUES * [WF2000]							
19	FEDERAL FUNDS IN STATE TREASURY							
20	TOBACCO SETTLEMENT FUNDS							
21	OTHER STATE TREASURY FUNDS							
22	TOTAL INCOME	\$0	\$0		\$250,000	\$250,000	\$0	\$0
23	EXCESS (FUNDING)/APPROPRIATION	\$0	\$0		\$0	\$0	\$0	\$0

\* Report WF2000 funds on line 18 - "Special Revenues".

FORM 15-3

\*\*Line 15 Prior Year Fund Balance includes only the portion of the fund balance needed to balance that fiscal year's budget.

**APPROPRIATION ACT FORM - STATE TREASURY  
2015-2017 BIENNIUM**

FUND MEA0000

INSTITUTION ELECTRICAL ENERGY ADVANCEMENT PROGRAM

APPROPRIATION 87B

	DESCRIPTION	ACTUAL 2013-2014	BUDGETED 2014-2015	AUTHORIZED APPROPRIATION 2014-2015	INSTITUTIONAL REQUEST / AHECB RECOMMENDATION		LEGISLATIVE RECOMMENDATION	
					2015-2016	2016-2017	2015-2016	2016-2017
1	ELECTRICAL ENERGY ADVANCE. PROGR.			800,000	800,000	800,000		
2								
3								
4								
5								
6								
7								
8								
9								
10								
11								
12								
13								
14	TOTAL APPROPRIATION	\$0	\$0	\$800,000	\$800,000	\$800,000	\$0	\$0
15	PRIOR YEAR FUND BALANCE**							
16	GENERAL REVENUE							
17	EDUCATIONAL EXCELLENCE TRUST FUND							
18	SPECIAL REVENUES * [WF2000]							
19	FEDERAL FUNDS IN STATE TREASURY							
20	TOBACCO SETTLEMENT FUNDS							
21	OTHER STATE TREASURY FUNDS				800,000	800,000		
22	TOTAL INCOME	\$0	\$0		\$800,000	\$800,000	\$0	\$0
23	EXCESS (FUNDING)/APPROPRIATION	\$0	\$0		\$0	\$0	\$0	\$0

\* Report WF2000 funds on line 18 - "Special Revenues".

\*\*Line 15 Prior Year Fund Balance includes only the portion of the fund balance needed to balance that fiscal year's budget.

**APPROPRIATION ACT FORM - STATE TREASURY  
2015-2017 BIENNIUM**

FUND CAA0100

INSTITUTION UNIV. OF ARK.-RESEARCH & TECHNOLOGY PARK

APPROPRIATION M79

	DESCRIPTION	ACTUAL 2013-2014	BUDGETED 2014-2015	AUTHORIZED APPROPRIATION 2014-2015	INSTITUTIONAL REQUEST / AHECB RECOMMENDATION		LEGISLATIVE RECOMMENDATION	
					2015-2016	2016-2017	2015-2016	2016-2017
1	OPERATING EXPENSES			250,000	250,000	250,000		
2								
3								
4								
5								
6								
7								
8								
9								
10								
11								
12								
13								
14	TOTAL APPROPRIATION	\$0	\$0	\$250,000	\$250,000	\$250,000	\$0	\$0
15	PRIOR YEAR FUND BALANCE**							
16	GENERAL REVENUE				250,000	250,000		
17	EDUCATIONAL EXCELLENCE TRUST FUND							
18	SPECIAL REVENUES * [WF2000]							
19	FEDERAL FUNDS IN STATE TREASURY							
20	TOBACCO SETTLEMENT FUNDS							
21	OTHER STATE TREASURY FUNDS							
22	TOTAL INCOME	\$0	\$0		\$250,000	\$250,000	\$0	\$0
23	EXCESS (FUNDING)/APPROPRIATION	\$0	\$0		\$0	\$0	\$0	\$0

\* Report WF2000 funds on line 18 - "Special Revenues".

\*\*Line 15 Prior Year Fund Balance includes only the portion of the fund balance needed to balance that fiscal year's budget.

**APPROPRIATION ACT FORM - STATE TREASURY  
2015-2017 BIENNIUM**

FUND NEW

INSTITUTION AR CENTERS FOR RURAL EDUCATION IN AUTISM AND RELATED DISABILITIES

APPROPRIATION NEW

	DESCRIPTION	ACTUAL 2013-2014	BUDGETED 2014-2015	AUTHORIZED APPROPRIATION 2014-2015	INSTITUTIONAL REQUEST / AHECB RECOMMENDATION		LEGISLATIVE RECOMMENDATION	
					2015-2016	2016-2017	2015-2016	2016-2017
1	OPERATING EXPENSES				2,500,000	2,500,000		
2								
3								
4								
5								
6								
7								
8								
9								
10								
11								
12								
13								
14	TOTAL APPROPRIATION	\$0	\$0	\$0	\$2,500,000	\$2,500,000	\$0	\$0
15	PRIOR YEAR FUND BALANCE**							
16	GENERAL REVENUE				2,500,000	2,500,000		
17	EDUCATIONAL EXCELLENCE TRUST FUND							
18	SPECIAL REVENUES * [WF2000]							
19	FEDERAL FUNDS IN STATE TREASURY							
20	TOBACCO SETTLEMENT FUNDS							
21	OTHER STATE TREASURY FUNDS							
22	TOTAL INCOME	\$0	\$0		\$2,500,000	\$2,500,000	\$0	\$0
23	EXCESS (FUNDING)/APPROPRIATION	\$0	\$0		\$0	\$0	\$0	\$0

\* Report WF2000 funds on line 18 - "Special Revenues".

\*\*Line 15 Prior Year Fund Balance includes only the portion of the fund balance needed to balance that fiscal year's budget.

**APPROPRIATION ACT FORM - STATE TREASURY  
2015-2017 BIENNIUM**

FUND CAA0100

INSTITUTION UNIV. OF ARK.-WORLD TRADE CENTER

APPROPRIATION M80

	DESCRIPTION	ACTUAL 2013-2014	BUDGETED 2014-2015	AUTHORIZED APPROPRIATION 2014-2015	INSTITUTIONAL REQUEST / AHECB RECOMMENDATION		LEGISLATIVE RECOMMENDATION	
					2015-2016	2016-2017	2015-2016	2016-2017
1	OPERATING EXPENSES			250,000	250,000	252,588		
2								
3								
4								
5								
6								
7								
8								
9								
10								
11								
12								
13								
14	TOTAL APPROPRIATION	\$0	\$0	\$250,000	\$250,000	\$252,588	\$0	\$0
15	PRIOR YEAR FUND BALANCE**							
16	GENERAL REVENUE				250,000	252,588		
17	EDUCATIONAL EXCELLENCE TRUST FUND							
18	SPECIAL REVENUES * [WF2000]							
19	FEDERAL FUNDS IN STATE TREASURY							
20	TOBACCO SETTLEMENT FUNDS							
21	OTHER STATE TREASURY FUNDS							
22	TOTAL INCOME	\$0	\$0			\$250,000	\$252,588	\$0
23	EXCESS (FUNDING)/APPROPRIATION	\$0	\$0		\$0	\$0	\$0	\$0

\* Report WF2000 funds on line 18 - "Special Revenues".

\*\*Line 15 Prior Year Fund Balance includes only the portion of the fund balance needed to balance that fiscal year's budget.



**APPROPRIATION ACT FORM - STATE TREASURY  
2015-2017 BIENNIUM**

FUND CAA0100

INSTITUTION PARTNERS FOR INCLUSIVE COMMUNITIES

APPROPRIATION M81

	DESCRIPTION	ACTUAL 2013-2014	BUDGETED 2014-2015	AUTHORIZED APPROPRIATION 2014-2015	INSTITUTIONAL REQUEST / AHECB RECOMMENDATION		LEGISLATIVE RECOMMENDATION	
					2015-2016	2016-2017	2015-2016	2016-2017
1	PARTNERS FOR INCLUSIVE COMMUNITIES			250,000	250,000	250,000		
2								
3								
4								
5								
6								
7								
8								
9								
10								
11								
12								
13								
14	TOTAL APPROPRIATION	\$0	\$0	\$250,000	\$250,000	\$250,000	\$0	\$0
15	PRIOR YEAR FUND BALANCE**							
16	GENERAL REVENUE							
17	EDUCATIONAL EXCELLENCE TRUST FUND							
18	SPECIAL REVENUES * [WF2000]							
19	FEDERAL FUNDS IN STATE TREASURY							
20	TOBACCO SETTLEMENT FUNDS							
21	OTHER STATE TREASURY FUNDS				250,000	250,000		
22	TOTAL INCOME	\$0	\$0		\$250,000	\$250,000	\$0	\$0
23	EXCESS (FUNDING)/APPROPRIATION	\$0	\$0		\$0	\$0	\$0	\$0

\* Report WF2000 funds on line 18 - "Special Revenues".

\*\*Line 15 Prior Year Fund Balance includes only the portion of the fund balance needed to balance that fiscal year's budget.

**APPROPRIATION ACT FORM - CASH FUNDS  
2015-2017 BIENNIUM**

FUND 2000000

INSTITUTION UNIVERSITY OF ARKANSAS FUND

APPROPRIATION B03

	DESCRIPTION	ACTUAL 2013-2014	BUDGETED 2014-2015	AUTHORIZED APPROPRIATION 2014-2015	INSTITUTIONAL REQUEST / AHECB RECOMMENDATION		LEGISLATIVE RECOMMENDATION	
					2015-2016	2016-2017	2015-2016	2016-2017
1	REGULAR SALARIES	160,105,205	178,024,600	178,024,600	186,925,830	196,272,122		
2	EXTRA HELP WAGES	23,198,405	27,285,500	27,285,500	28,649,775	30,082,264		
3	OVERTIME	1,176,883	5,900,000	5,900,000	6,195,000	6,504,750		
4	PERSONAL SERVICES MATCHING	21,201,579	44,535,200	44,535,200	46,761,960	49,100,058		
5	OPERATING EXPENSES	148,483,486	160,200,000	160,200,000	168,210,000	176,620,500		
6	CONFERENCE FEES & TRAVEL	25,643,016	47,000,000	47,000,000	49,350,000	51,817,500		
7	PROFESSIONAL FEES AND SERVICES	24,543,440	55,000,000	55,000,000	57,750,000	60,637,500		
8	CAPITAL OUTLAY	18,781,318	58,000,000	58,000,000	60,900,000	63,945,000		
9	CAPITAL IMPROVEMENTS	115,727,922	246,597,200	246,597,200	258,927,060	271,873,413		
10	DEBT SERVICE	346,680	4,000,000	4,000,000	4,200,000	4,410,000		
11	FUND TRANSFERS, REFUNDS AND INVESTMENTS	0	13,500,000	13,500,000	14,175,000	14,883,750		
12	PROMOTIONAL ITEMS	32,288						
13								
14								
15								
16	TOTAL APPROPRIATION	\$539,240,222	\$840,042,500	\$840,042,500	\$882,044,625	\$926,146,856	\$0	\$0
17	PRIOR YEAR FUND BALANCE***							
18	TUITION AND MANDATORY FEES	221,553,974	229,814,077		239,000,000	248,500,000		
19	ALL OTHER FEES							
20	SALES AND SERVICES RELATED TO EDUCATIONAL DEPARTMENTS	17,794,355	11,906,381		12,000,000	12,000,000		
21	INVESTMENT INCOME	4,080,308			4,000,000	4,000,000		
22	FEDERAL CASH FUNDS							
23	OTHER CASH FUNDS	295,811,585	598,322,042		627,044,625	661,646,856		
24	TOTAL INCOME	\$539,240,222	\$840,042,500		\$882,044,625	\$926,146,856	\$0	\$0
25	EXCESS (FUNDING)/APPROPRIATION	\$0	\$0		\$0	\$0	\$0	\$0

**TOTAL NUMBER OF POSITIONS (GENERAL REVENUE AND CASH COMBINED)**

	ACTUAL 2013-2014	BUDGETED 2014-2015	AUTHORIZED 2014-2015	INSTITUTIONAL REQUEST	AHECB RECOMMEND	LEGISLATIVE RECOMMENDATION
				2015-2017	2015-2017	2015-2017
REGULAR POSITIONS	5,309	6,435	7,259	7,462	7,462	
TOBACCO POSITIONS						
EXTRA HELP **	3,808	3,808	3,808	3,808	3,808	

FORM 15-4

\*\* The total number of Extra-Help shown in the requested column will be the total extra-Help positions [General Revenue and Cash] requested to be authorized.

\*\*\*Line 17 Prior Year Fund Balance includes only the portion of the fund balance needed to balance that fiscal year's budget.

**APPROPRIATION ACT FORM - CASH FUNDS  
2015-2017 BIENNIUM**

FUND 2000000

INSTITUTION UNIVERSITY OF ARKANSAS-SOILS TESTING & RESEARCH

APPROPRIATION B76

	DESCRIPTION	ACTUAL 2013-2014	BUDGETED 2014-2015	AUTHORIZED APPROPRIATION 2014-2015	INSTITUTIONAL REQUEST / AHECB RECOMMENDATION		LEGISLATIVE RECOMMENDATION	
					2015-2016	2016-2017	2015-2016	2016-2017
1	REGULAR SALARIES	593,413	775,000	775,000	775,000	775,000		
2	EXTRA HELP WAGES	72,128	85,000	85,000	85,000	85,000		
3	OVERTIME							
4	PERSONAL SERVICES MATCHING	165,087	250,000	250,000	250,000	250,000		
5	OPERATING EXPENSES	407,299	800,000	800,000	800,000	800,000		
6	CONFERENCE FEES & TRAVEL	11,263	25,000	25,000	25,000	25,000		
7	PROFESSIONAL FEES AND SERVICES		20,000	20,000	20,000	20,000		
8	CAPITAL OUTLAY	13,889	495,000	495,000	495,000	495,000		
9	CAPITAL IMPROVEMENTS		1,000,000	1,000,000	1,000,000	1,000,000		
10	DEBT SERVICE							
11	FUND TRANSFERS, REFUNDS AND INVESTMENTS		300,000	300,000	300,000	300,000		
12								
13								
14								
15								
16	TOTAL APPROPRIATION	\$1,263,079	\$3,750,000	\$3,750,000	\$3,750,000	\$3,750,000	\$0	\$0
17	PRIOR YEAR FUND BALANCE***							
18	TUITION AND MANDATORY FEES							
19	ALL OTHER FEES							
20	SALES AND SERVICES RELATED TO EDUCATIONAL DEPARTMENTS							
21	INVESTMENT INCOME							
22	FEDERAL CASH FUNDS							
23	OTHER CASH FUNDS	1,263,079	3,750,000		3,750,000	3,750,000		
24	TOTAL INCOME	\$1,263,079	\$3,750,000		\$3,750,000	\$3,750,000	\$0	\$0
25	EXCESS (FUNDING)/APPROPRIATION	\$0	\$0		\$0	\$0	\$0	\$0

**TOTAL NUMBER OF POSITIONS (GENERAL REVENUE AND CASH COMBINED)**

	ACTUAL 2013-2014	BUDGETED 2014-2015	AUTHORIZED 2014-2015	INSTITUTIONAL REQUEST 2015-2017	AHECB RECOMMEND 2015-2017	LEGISLATIVE RECOMMENDATION 2015-2017
REGULAR POSITIONS						
TOBACCO POSITIONS						
EXTRA HELP **						

FORM 15-4

\*\* The total number of Extra-Help shown in the requested column will be the total extra-Help positions [General Revenue and Cash] requested to be authorized.

\*\*\*Line 17 Prior Year Fund Balance includes only the portion of the fund balance needed to balance that fiscal year's budget.

**APPROPRIATION ACT FORM - CASH FUNDS  
2015-2017 BIENNIUM**

FUND 2000400

INSTITUTION ARK RESEARCH & EDUC OPTICAL NETWORK

APPROPRIATION B03B

	DESCRIPTION	ACTUAL 2013-2014	BUDGETED 2014-2015	AUTHORIZED APPROPRIATION 2014-2015	INSTITUTIONAL REQUEST / AHECB RECOMMENDATION		LEGISLATIVE RECOMMENDATION	
					2015-2016	2016-2017	2015-2016	2016-2017
1	REGULAR SALARIES		695,000	695,000	695,000	695,000		
2	EXTRA HELP WAGES							
3	OVERTIME							
4	PERSONAL SERVICES MATCHING		208,500	208,500	208,500	208,500		
5	OPERATING EXPENSES	737,566	8,000,000	8,000,000	8,000,000	8,000,000		
6	CONFERENCE FEES & TRAVEL	31,674	100,000	100,000	100,000	100,000		
7	PROFESSIONAL FEES AND SERVICES	988,464	8,000,000	8,000,000	8,000,000	8,000,000		
8	CAPITAL OUTLAY	10,854	8,000,000	8,000,000	8,000,000	8,000,000		
9	CAPITAL IMPROVEMENTS		30,000,000	30,000,000	30,000,000	30,000,000		
10	DEBT SERVICE							
11	FUND TRANSFERS, REFUNDS AND INVESTMENTS							
12								
13								
14								
15								
16	TOTAL APPROPRIATION	\$1,768,558	\$55,003,500	\$55,003,500	\$55,003,500	\$55,003,500	\$0	\$0
17	PRIOR YEAR FUND BALANCE***							
18	TUITION AND MANDATORY FEES							
19	ALL OTHER FEES							
20	SALES AND SERVICES RELATED TO EDUCATIONAL DEPARTMENTS							
21	INVESTMENT INCOME							
22	FEDERAL CASH FUNDS							
23	OTHER CASH FUNDS	1,768,558	55,003,500		55,003,500	55,003,500		
24	TOTAL INCOME	\$1,768,558	\$55,003,500		\$55,003,500	\$55,003,500	\$0	\$0
25	EXCESS (FUNDING)/APPROPRIATION	\$0	\$0		\$0	\$0	\$0	\$0

**TOTAL NUMBER OF POSITIONS (GENERAL REVENUE AND CASH COMBINED)**

	ACTUAL 2013-2014	BUDGETED 2014-2015	AUTHORIZED 2014-2015	INSTITUTIONAL REQUEST 2015-2017	AHECB RECOMMEND 2015-2017	LEGISLATIVE RECOMMENDATION 2015-2017
REGULAR POSITIONS						
TOBACCO POSITIONS						
EXTRA HELP **						

FORM 15-4

\*\* The total number of Extra-Help shown in the requested column will be the total extra-Help positions [General Revenue and Cash] requested to be authorized.

\*\*\*Line 17 Prior Year Fund Balance includes only the portion of the fund balance needed to balance that fiscal year's budget.

## AUXILIARY ENTERPRISE CASH INCOME AND EXPENDITURES

UNIVERSITY OF ARKANSAS - FAYETTEVILLE  
(NAME OF INSTITUTION)

	ACTIVITY	ACTUAL 2013-2014				BUDGETED 2014-2015			
		INCOME	OPERATING EXPENSES	DEBT SERVICE	NET INCOME	INCOME	OPERATING EXPENSES	DEBT SERVICE	NET INCOME
1	INTERCOLLEGIATE ATHLETICS *	74,443,128	63,435,004	9,406,393	1,601,731	79,194,031	69,215,928	9,978,103	0
2	HOUSING	37,268,634	15,984,289	12,803,952	8,480,393	34,671,287	21,396,254	13,275,033	0
3	STUDENT HEALTH SERVICES	6,840,040	6,815,019		25,021	7,106,014	7,106,014		0
4	STUDENT UNION	12,201	485,078		(472,877)				0
5	BOOKSTORE	17,697,741	17,178,978	940,870	(422,107)	15,246,761	14,052,779	1,193,982	0
6	STUDENT ORGANIZATIONS AND PUBLICATIONS	2,094,463	1,720,877	158,931	214,655	2,152,310	2,152,310		
7	OTHER	9,656,859	5,167,232	4,074,628	414,999	13,039,484	8,821,435	4,218,049	0
8	SUBTOTAL	\$148,013,066	\$110,786,477	\$27,384,774	\$9,841,815	\$151,409,887	\$122,744,720	\$28,665,167	\$0
9	ATHLETIC TRANSFER **				0				0
10	OTHER TRANSFERS ***		8,077,477		(8,077,477)				0
11	GRAND TOTAL INCOME, OPERATING EXPENSES, & DEBT SERVICE FOR AUXILIARY ENTERPRISES	\$148,013,066	\$118,863,954	\$27,384,774	\$1,764,338	\$151,409,887	\$122,744,720	\$28,665,167	\$0

\* Intercollegiate athletic income should include the institutional board of trustees' approved student athletic fees.

FORM 15-5

\*\* For both two-year and four-year institutions, line 9, Athletic Transfer should contain the amount transferred from E&G to athletics.

\*\*\* For both two-year and four-year institutions, line 10, Other Transfers should contain the amount either transferred from E&G to support the college union, student organizations and student publications; or from auxiliary to other funds (e.g. plant funds), shown as a negative number.

NOTE: Line 7 Other - includes Transit, Parking and Miscellaneous Auxiliary.

NOTE: Line 10 Other Transfers - includes Transfers for Plant Additions and Other Transfers and Changes.

**EMPLOYMENT INFORMATION  
IDENTIFICATION BY EMPLOYMENT CLASSIFICATION**

UNIVERSITY OF ARKANSAS - FAYETTEVILLE  
(NAME OF INSTITUTION)

TOTAL NUMBER OF EMPLOYEES IN FISCAL YEAR 2013-2014:					<u>4,982</u>		
(As of November 1, 2013 )							
Nonclassified Administrative Employees:							
White Male:	<u>673</u>	Black Male:	<u>52</u>	Other Male:	<u>146</u>	Total Male:	<u>871</u>
White Female:	<u>763</u>	Black Female:	<u>76</u>	Other Female:	<u>93</u>	Total Female:	<u>932</u>
Nonclassified Health Care Employees:							
White Male:	<u>8</u>	Black Male:	<u>0</u>	Other Male:	<u>2</u>	Total Male:	<u>10</u>
White Female:	<u>25</u>	Black Female:	<u>0</u>	Other Female:	<u>3</u>	Total Female:	<u>28</u>
Classified Employees:							
White Male:	<u>594</u>	Black Male:	<u>37</u>	Other Male:	<u>122</u>	Total Male:	<u>753</u>
White Female:	<u>786</u>	Black Female:	<u>66</u>	Other Female:	<u>123</u>	Total Female:	<u>975</u>
Faculty:							
White Male:	<u>693</u>	Black Male:	<u>26</u>	Other Male:	<u>132</u>	Total Male:	<u>851</u>
White Female:	<u>456</u>	Black Female:	<u>20</u>	Other Female:	<u>86</u>	Total Female:	<u>562</u>
Total White Male:	<u>1,968</u>	Total Black Male:	<u>115</u>	Total Other Male:	<u>402</u>	Total Male:	<u>2,485</u>
Total White Female:	<u>2,030</u>	Total Black Female:	<u>162</u>	Total Other Female:	<u>305</u>	Total Female:	<u>2,497</u>
Total White:	<u>3,998</u>	Total Black:	<u>277</u>	Total Other:	<u>707</u>	Total Employees:	<u>4,982</u>
				<b>Total Minority:</b>	<u>984</u>		

FORM 15-6

**ARKANSAS PUBLIC HIGHER EDUCATION INSTITUTIONS AND ENTITIES**  
**STATE CONTRACTS OVER \$50,000 AWARDED TO MINORITY OWNED BUSINESSES**  
 Fiscal Year 2014  
 Required by A.C.A. 25-36-104

**Institution**

UNIVERSITY OF ARKANSAS FUND

Minority Business	Total Contract Awarded	Minority Type per A.C.A. 15-4-303 (2)					
		African American	Hispanic American	American Indian	Asian American	Pacific Islander American	Disabled Veteran
PSC - Labuso Group, Inc	\$55,275		X				
PSC - Dr. Travis L. Dixon	\$72,045	X					
State - SHI	\$362,458				X		

**TOTAL NUMBER OF MINORITY CONTRACTS AWARDED** 3

**TOTAL EXPENDITURES ON CONTRACTS AWARDED** \$2,116,544  
 (Total Expenditures equals ALL Contracts Exceeding \$50,000--Minority and Non-Minority)

**% OF MINORITY CONTRACTS AWARDED** 10%

**DIVISION OF LEGISLATIVE AUDIT  
AUDIT OF UNIVERSITY OF ARKANSAS  
June 30, 2013**

<i>Finding:</i>	No Findings noted
-----------------	-------------------



# UNIVERSITY OF ARKANSAS – DIVISION OF AGRICULTURE

## Mark Cochran, Vice President for Agriculture

---

### **ENABLING LAWS**

A.C.A. §6-64-5 and §6-64-7; Acts 258 and 153 of 2014

The Division of Agriculture is part of the University of Arkansas System and the UA Fund. The current appropriation for the UA Fund is Act 258 of 2014. The current appropriation for the UA Fund and Division of Agriculture for the operation of the Arkansas Biosciences Institute is Act 153 of 2014. The Division also falls under Arkansas Code Annotated §6-64-5 and §6-64-7. The University Board of Trustees oversees the operation of the University of Arkansas System, including the Division of Agriculture. The UABOT has ten members from all areas of the state.

### **INSTITUTION HISTORY AND ORGANIZATION**

The UA System Division of Agriculture was established by the UA Board of Trustees in September, 1959 as a distinct institution in the University of Arkansas System. It is unique in the overall scheme of higher education in Arkansas. It is composed of the Agricultural Experiment Station and the Cooperative Extension Service and has the basic mission of discovery of knowledge from research and, through extension education, helping Arkansans put that knowledge to work in their daily lives. Through its programs, the Division reaches out into all 75 counties and touches nearly every rural and urban citizen in the state.

### **MISSION STATEMENT**

The University of Arkansas System Division of Agriculture is the statewide research and extension agency serving Arkansas agriculture, communities, families and youth. Our mission is to discover new knowledge, incorporate it into practical applications and assist Arkansans in its application.

### **PROGRAM ENHANCEMENTS**

The Division is requesting program enhancements in program base support of \$1,656,600 for FY2015-16 and \$2,100,000 for FY16-17. Agriculture and forestry are vital to the diverse economy of Arkansas, ranking 15th in agricultural cash receipts in 2012, with 44,600 farms on 13.8 million acres in 2013. Arkansas also ranks number 4 in saw-log production in the South with about 19 million acres of forest land representing approximately 57 percent of the total land base in 2012. Agriculture contributes \$20 billion to our state's economy annually and represents the highest percentage of the Gross State Product of any contiguous state and is nearly double the U.S. average. One job in six is created by agriculture in our state. Nineteen of the commodities we produce rank in the top twenty states nationwide. Program support for the

**UNIVERSITY OF ARKANSAS – DIVISION OF AGRICULTURE**  
**Mark Cochran, Vice President for Agriculture**

---

Division of Agriculture is essential as it represents the major research and development engine for these important industries.

**PERSONNEL REQUESTS**

The Division has requested a net of four positions. The non-classified personal services request for the Division is an increase of three Research Scientist positions for the Agricultural Experiment Station. This position change is needed to meet the demands of current research and service needs of the public. As the UA System Division of Agriculture moves into a position where it is more dependent on extramural funding, we need more research scientist positions to attract support personnel that can truly function as Co-Pi's on grant applications. These positions will enhance our ability to successfully pursue extramural grants so vital to our future financial stability

**SUMMARY OF UNRESTRICTED EDUCATIONAL AND GENERAL CURRENT FUND EXPENDITURES AND INCOME  
AND AHECB GENERAL REVENUE RECOMMENDATIONS  
FOR THE 2015-2017 BIENNIUM (Non-Formula Entities)**

**UA - DIVISION OF AGRICULTURE**

NAME OF INSTITUTION

	EXPENDITURE CATEGORIES	2013-2014 ACTUAL	2014-2015 BUDGETED *	2015-17 INSTITUTIONAL REQUESTS / AHECB RECOMMENDATIONS			
				2015-2016		2016-2017	
				REQUEST	RECOMMENDATION	REQUEST	RECOMMENDATION
1	SALARIES-CLASSIFIED	11,380,754	8,964,021	10,320,675	10,320,675	10,526,002	10,526,002
2	SALARIES-NONCLASSIFIED	44,272,573	41,412,809	42,142,837	42,142,837	43,493,801	43,493,801
3	FRINGE BENEFITS	16,408,085	14,329,481	16,572,172	16,572,172	16,954,259	16,954,259
4	OPERATING EXPENSES	20,244,037	17,028,195	17,288,413	17,288,413	17,733,959	17,733,959
5							
6							
7							
8							
9							
10							
11							
12							
13	MANDATORY TRANSFERS						
14	AUXILIARY TRANSFERS						
15	NON-MANDATORY TRANSFERS	(6,704,133)					
16	TOTAL UNREST. E&G EXP.	\$85,601,316	\$81,734,506	\$86,324,097	\$86,324,097	\$88,708,021	\$88,708,021
17	NET LOCAL INCOME	26,354,304	14,436,000	14,436,000	14,436,000	14,436,000	14,436,000
18	PRIOR YEAR BALANCE***						
	STATE FUNDS:						
19	GENERAL REVENUE	62,800,138	62,800,138	66,363,962	66,363,962	68,747,886	68,747,886
20	EDUCATIONAL EXCELLENCE	5,394,913	5,524,135	5,524,135	5,524,135	5,524,135	5,524,135
21	WORKFORCE 2000						
22	TOBACCO SETTLEMENT FUNDS						
23	OTHER STATE FUNDS **	590,510					
24	TOTAL SOURCES OF INCOME	\$95,139,865	\$82,760,273	\$86,324,097	\$86,324,097	\$88,708,021	\$88,708,021

FORM 15-2 Nonformula

\* The amounts for Revenue Stabilization Act, Educational Excellence Trust Fund, and Workforce 2000 are based on the DF&A forecast.

\*\* Funds received for operating purposes from state appropriations other than RSA, EETF, and WF2000 (e.g. General Improvement) should be reported on Line 23 "Other State Funds" and identified in a footnote.

\*\*\*Line 18 Prior Year Fund Balance includes only the portion of the fund balance needed to balance that fiscal year's budget.

NOTE: Line 23 Other State Funds - BQ1I70 (340,510) & KBQ1J49 (250,000)

THIS PAGE INTENTIONALLY LEFT BLANK

# ARKANSAS ARCHEOLOGICAL SURVEY

## Dr. George Sabo III, Director

---

### ENABLING LAWS

Act 39 of 1967 and Act 258 of 2014

### INSTITUTION HISTORY AND ORGANIZATION

With the passage of Act 39 the Sixty-Sixth General Assembly established the Arkansas Archeological Survey (Survey) in 1967. As an independent unit of the University of Arkansas System we operate a statewide program of archeological research, public service, and teaching. Eleven research stations are distributed across the state, with a Coordinating Office located at the University of Arkansas in Fayetteville.

University of Arkansas at Fayetteville  
University of Arkansas at Pine Bluff  
University of Arkansas at Monticello  
University of Arkansas at Fort Smith  
Toltec Mound Archeological State Park  
City of Blytheville

Arkansas State University at Jonesboro  
Henderson State University  
Southern Arkansas University  
Winthrop Rockefeller Institute UA  
Parkin Archeological State Park

With 40 Survey employees statewide the mission of the Survey is met by conducting basic research, publishing the results of that research and teaching college courses, as well as making presentations to academic and general audiences and providing assistance to students, teachers and the citizens of Arkansas, in addition to state and federal agencies.

### *Data Management Program*

By law, the Arkansas Archeological Survey is the official repository for all primary records on archeological sites in Arkansas. Records containing some of the **primary and exclusive source of information on Arkansas history** (extending back some 14,000 years) before the arrival of Europeans are maintained on:

46,000+ known archeological sites  
20,000+ artifact collections

7,000 archeological projects  
1,000,000+ objects from sites across the state

Many of these records and collections are the product of investigations conducted by our professional staff and through

## ARKANSAS ARCHEOLOGICAL SURVEY

### Dr. George Sabo III, Director

---

our ongoing engagement with members of the general public, including landowners.

Over the past 40 years the Survey has digitized these records and created a searchable database called **AMASDA** (Automated Management of Archeological Site Data in Arkansas), which is recognized as one of the best cultural resource management information systems in the country.

The Arkansas Historic Preservation Program and the Arkansas Department of Highways and Transportation use information from our databases on a daily basis to comply with federal historic preservation laws.

Several other state and federal agencies, Native American tribes and nations, and many private corporations also rely on this information to fulfill cultural resource management obligations.

In addition to maintaining AMASDA and expanding it by adding information on 436 new sites and 142 new projects, Survey staff responded to 146 requests for information by students, researchers, and project managers who did not use the online system. Also, many documents essential to ongoing analysis and interpretation remain to be assembled, copied, and digitized before they deteriorate beyond use.

Along with digitizing documents, during the past year the Survey has accepted several dozen private collections along with major collections (containing hundreds of thousands of objects) from the Museum of Discovery in Little Rock and from the University of Memphis.

To sustain our vigorous records and collection management system, funding is requested for four full-time positions:

- 1) a database manager to assist the Survey Registrar with the maintenance of the AMASDA system;
- 2) a Registrar's Office assistant to help with the digitization of archival records;
- 3) an archivist to manage our state-wide program of records maintenance and digitization; and
- 4) a collections manager to manage our state-wide program of care for archeological collections

With these four new positions, the Arkansas Archeological Survey will be able to support the long-term management and care of the primary record of roughly 96% of our state's history. We maintain this extensive record for the benefit of the citizens of our state.

# ARKANSAS ARCHEOLOGICAL SURVEY

## Dr. George Sabo III, Director

---

### ***Educational Outreach Program***

The field of archeology is one of the best sources of information and examples for applications that deal with Science, Technology, Engineering, and Math (STEM) topics. Along with teaching college courses, Survey can provide a wide variety of data-driven learning exercises and modules that can help students at middle and high school levels develop the critical thinking and analytic skills they will need to pursue successful and fulfilling college experiences.

Survey staff members have completed many research projects that provide valuable resources for STEM learning applications. But none of our staff are trained in curriculum development and instructional technology.

At the March, 2014 University of Arkansas System Board of Trustees meeting, a new eVersity initiative was adopted to provide access to a completely online set of degree and certificate programs offered through University of Arkansas System campuses. A variety of public education efforts are also under way across the state to better prepare students for successful college careers.

To participate fully in these emerging endeavors, funding is requested for two full-time positions:

- 1) an educational development specialist; and
- 2) an instructional technology specialist

to help deploy educational products as cross-platform digital applications that can be used on various devices including smart phones, tablets, laptops, and desktop computers in addition to incorporation in learning management systems such as Blackboard Learn.

### ***Geophysical Prospecting Program***

Over the past decade the Arkansas Archeological Survey has emerged as a national leader in the application of geophysical prospecting technologies in archeology.

This program involves the application of a series of remote sensing tools—including magnetic gradiometry, electrical resistance, electrical conductivity, magnetic susceptibility, ground penetrating radar, and various photogrammetry applications—to identify buried archeological deposits and thus vastly increase the efficiency of targeting specific features for preservation or more thorough investigation through excavation.

## ARKANSAS ARCHEOLOGICAL SURVEY

### Dr. George Sabo III, Director

---

Program benefits extend beyond our own archeological research. Assistance has been provided to:

cemetery preservation groups to identify unmarked graves and cemetery boundaries;  
municipal, state, and federal law enforcement agencies to assist in crime scene investigations;  
Arkansas State Parks and other state and federal agencies to identify archeological properties on lands they manage;  
federally recognized Native American tribes and nations to help relocate cemeteries and other cultural features;  
campus facilities management staff in locating buried, unmarked utility corridors.

Our ability to respond to these requests in a timely and effective manner is constrained by the size of our geophysical prospecting staff, which currently consists of two individuals.

Funding is requested for a project/program specialist capable of operating these technologies and processing and interpreting the resulting data. This will enable us to continue supporting external requests in addition to maintaining our own research applications.



**SUMMARY OF UNRESTRICTED EDUCATIONAL AND GENERAL CURRENT FUND EXPENDITURES AND INCOME  
AND AHECB GENERAL REVENUE RECOMMENDATIONS  
FOR THE 2015-2017 BIENNIUM (Non-Formula Entities)**

**ARKANSAS ARCHEOLOGICAL SURVEY**

NAME OF INSTITUTION

	EXPENDITURE CATEGORIES	2013-2014 ACTUAL	2014-2015 BUDGETED *	2015-17 INSTITUTIONAL REQUESTS / AHECB RECOMMENDATIONS			
				2015-2016		2016-2017	
				REQUEST	RECOMMENDATION	REQUEST	RECOMMENDATION
1	SALARIES AND WAGES	1,685,826	1,725,000	1,972,750	1,903,704	2,031,409	1,960,310
2	STAFF BENEFITS	456,858	441,600	505,024	487,348	520,801	501,840
3	MAINTENANCE AND OPERATIONS	344,461	323,652	328,475	315,419	333,341	321,513
4							
5							
6							
7							
8							
9							
10							
11							
12							
13	MANDATORY TRANSFERS						
14	AUXILIARY TRANSFERS						
15	NON-MANDATORY TRANSFERS						
16	TOTAL UNREST. E&G EXP.	\$2,487,145	\$2,490,252	\$2,806,249	\$2,706,471	\$2,885,551	\$2,783,663
17	NET LOCAL INCOME	30,000	30,000	30,000		30,000	
18	PRIOR YEAR BALANCE***						
	STATE FUNDS:						
19	GENERAL REVENUE	2,327,380	2,327,380	2,643,377	2,573,599	2,722,679	2,650,791
20	EDUCATIONAL EXCELLENCE	129,765	132,872	132,872	132,872	132,872	132,872
21	WORKFORCE 2000						
22	TOBACCO SETTLEMENT FUNDS						
23	OTHER STATE FUNDS **						
24	TOTAL SOURCES OF INCOME	\$2,487,145	\$2,490,252	\$2,806,249	\$2,706,471	\$2,885,551	\$2,783,663

FORM 15-2 Nonformula

\* The amounts for Revenue Stabilization Act, Educational Excellence Trust Fund, and Workforce 2000 are based on the DF&A forecast.

\*\* Funds received for operating purposes from state appropriations other than RSA, EETF, and WF2000 (e.g. General Improvement) should be reported on Line 23 "Other State Funds" and identified in a footnote.

\*\*\*Line 18 Prior Year Fund Balance includes only the portion of the fund balance needed to balance that fiscal year's budget.

THIS PAGE INTENTIONALLY LEFT BLANK

# UNIVERSITY OF ARKANSAS CLINTON SCHOOL OF PUBLIC SERVICE

## James L. Rutherford III, Dean

---

### **ENABLING LAWS**

Act 689 of 1997; Act 258 of 2014

### **INSTITUTION HISTORY AND ORGANIZATION**

#### **Mission Statement, Activities, and Oversight:**

The mission of the University of Arkansas Clinton School of Public Service is to educate and prepare professionals in public service who understand, engage, and transform complex social, cultural, economic, and political systems to ensure equity, challenge oppression, and effect positive social change.

We realize our mission by:

1. Operating at the intersection of theory and practice.
2. Establishing, nurturing and maintaining a community of students, scholars, and experienced public servants.
3. Creating and sustaining partnerships and alliances with public, for-profit, non-profit, philanthropic, and volunteer sectors.
4. Systematically evaluating the School's effectiveness in fulfilling its mission.

Now in its tenth academic year, the Clinton School is the first graduate school in the nation offering a Master of Public Service (MPS) degree program. The program is a full-time graduate program taking two years to complete. The program is unique because a portion of its curriculum is made up of in-the-field, hands-on public service projects. Students complete group, international and individual public service projects for academic credit toward their degree. They also work heavily in the classroom, studying the aspects of public service ranging from communication and ethics, to dynamics of social change and leadership development among other areas. The School also hosts free public programs, guest lectures and community conversations featuring internationally-prominent leaders and timely topics. The Clinton School Distinguished Lecture Series features a diverse array of programs ranging from members of Congress, cabinet officials and ambassadors to renowned academics, corporate CEOs, philanthropists, authors and journalists.

The Clinton School's degree program operates under a consortium agreement with the UA Fayetteville, UALR and UAMS.

**UNIVERSITY OF ARKANSAS CLINTON SCHOOL OF PUBLIC SERVICE**  
**James L. Rutherford III, Dean**

---

The Dean of the Clinton School is appointed by and reports directly to the President of the UA System. The Clinton School is a unique entity within the UA System, and is governed by the UA Board of Trustees.

**Appropriation Requests:**

The Clinton School is requesting funds to coordinate distance learning activities. Clinton School students serve and study all over Arkansas, the nation and the world. Distance learning would enable the Clinton School to better meet the needs of its current students. With a new distance learning classroom, the Clinton School is now positioned to offer this curriculum addition. Also, the Clinton School is exploring the possibility of offering a totally on-line Executive Master of Public Service Degree as well as offering individual subjects and courses to an audience beyond its traditional student body and hopefully create a new revenue stream.

No additional positions are being requested.

**SUMMARY OF UNRESTRICTED EDUCATIONAL AND GENERAL CURRENT FUND EXPENDITURES AND INCOME  
AND AHECB GENERAL REVENUE RECOMMENDATIONS  
FOR THE 2015-2017 BIENNIUM (Non-Formula Entities)**

**UNIVERSITY OF ARKANSAS CLINTON SCHOOL OF PUBLIC SERVICE**

NAME OF INSTITUTION

	EXPENDITURE CATEGORIES	2013-2014 ACTUAL	2014-2015 BUDGETED *	2015-17 INSTITUTIONAL REQUESTS / AHECB RECOMMENDATIONS			
				2015-2016		2016-2017	
				REQUEST	RECOMMENDATION	REQUEST	RECOMMENDATION
1	SALARIES - NONCLASSIFIED	1,598,040	1,697,853	1,743,000	1,743,000	1,794,540	1,794,540
2	EXTRA HELP	142,988	133,860	117,000	117,000	117,000	117,000
3	STAFF BENEFITS	442,554	442,280	474,789	474,789	487,972	487,972
4	SCHOLARSHIPS	517,338	542,000	400,000	400,000	400,000	400,000
5	MAINTENANCE AND OPERATIONS	653,505	648,000	629,653	629,653	638,564	638,564
6							
7							
8							
9							
10							
11							
12							
13	MANDATORY TRANSFERS						
14	AUXILIARY TRANSFERS						
15	NON-MANDATORY TRANSFERS						
16	TOTAL UNREST. E&G EXP.	\$3,354,425	\$3,463,993	\$3,364,442	\$3,364,442	\$3,438,076	\$3,438,076
17	NET LOCAL INCOME	943,808	1,061,918	910,000	910,000	910,000	910,000
18	PRIOR YEAR BALANCE***	(3,458)					
	STATE FUNDS:						
19	GENERAL REVENUE	2,295,575	2,295,575	2,454,442	2,454,442	2,528,076	2,528,076
20	EDUCATIONAL EXCELLENCE						
21	WORKFORCE 2000						
22	TOBACCO SETTLEMENT FUNDS						
23	OTHER STATE FUNDS **	118,500	106,500				
24	TOTAL SOURCES OF INCOME	\$3,354,425	\$3,463,993	\$3,364,442	\$3,364,442	\$3,438,076	\$3,438,076

FORM 15-2 Nonformula

\* The amounts for Revenue Stabilization Act, Educational Excellence Trust Fund, and Workforce 2000 are based on the DF&A forecast.

\*\* Funds received for operating purposes from state appropriations other than RSA, EETF, and WF2000 (e.g. General Improvement) should be reported on Line 23 "Other State Funds" and identified in a footnote.

\*\*\*Line 18 Prior Year Fund Balance includes only the portion of the fund balance needed to balance that fiscal year's budget.

NOTE: Line 23 Other State Funds - General Improvement Funds received for operating purposes.

THIS PAGE INTENTIONALLY LEFT BLANK

# CRIMINAL JUSTICE INSTITUTE

## Dr. Cheryl P. May, Director

---

### **ENABLING LAWS**

Act 1111 of 1993; Act 258 of 2014

### **INSTITUTION HISTORY AND ORGANIZATION**

The Criminal Justice Institute (CJI) was established in 1993 by Act 1111 to serve the unmet continuing education and technical needs of Arkansas law enforcement executives and managers. Act 258 of Fiscal Session 2014 provided current appropriations for the Institute.

### **Mission**

The mission of the Criminal Justice Institute is to make communities safer by supporting law enforcement professionals through training, educational opportunities, resources and collaborative partnerships. CJI strives to fulfill this mission by offering continuing education to Arkansas's law enforcement professionals, including school and traffic safety officers, in the fields of crime scene and death investigations, computer applications, leadership, management, illicit drug investigations, school and traffic safety and other specialized areas related to public safety. CJI also provides valuable technical assistance to peace officers across the State in grant application and purchase of bullet resistant vests, model policies and procedures for small agencies and the donation of computer equipment (Act 970 of 2005) to rural agencies. CJI is committed to continuing and strengthening collaborative efforts to provide advanced training, education and professional development for the Arkansas law enforcement community.

- The CJI Advisory Board consists of 16 members of the Arkansas law enforcement and higher education communities.

### **Institutional Milestones**

- In 1997, the 81<sup>st</sup> General Assembly with Act 1035 established CJI as a separate division of the University of Arkansas System, expanding the areas of forensic sciences (crime scene and death investigation) and computer applications for public safety personnel. In addition, Act 1035 authorized the initiatives of the Institute to be applicable nationally through the National Center for Rural Law Enforcement.

## CRIMINAL JUSTICE INSTITUTE

### Dr. Cheryl P. May, Director

---

- In 2009, the Arkansas Higher Education Coordinating Board approved a statewide program viability standard for offering law enforcement administration and crime scene investigation certificates and associate degrees through a partnership between CJI and 22 higher education institutions across the State, providing a unique educational opportunity and increased accessibility to Arkansas law enforcement professionals.

#### **Additional Appropriation Request**

ADHE's recommendation for CJI will be used to:

1. Establish the CJI School, Campus and Child Safety Initiative. This initiative will train school resource officers, campus police, public safety officers, security officers, school/ campus administrators, faculty and staff and social service, judicial and medical professionals across the State in the identification and rescue of those children abused, neglected and maltreated as a result of the illicit drug use of their caregivers and intervention measures to be taken to prevent and respond to violence in schools and on campuses.
2. Increase the Law Enforcement Administration and Crime Scene Investigation certificates and AAS degree completion rate by expanding CJI's online and traditional delivery strategies to enhance accessibility especially of rural agencies to CJI programs.

#### **Personnel Services Request**

CJI did not request additional personnel positions.



**SUMMARY OF UNRESTRICTED EDUCATIONAL AND GENERAL CURRENT FUND EXPENDITURES AND INCOME  
AND AHECB GENERAL REVENUE RECOMMENDATIONS  
FOR THE 2015-2017 BIENNIUM (Non-Formula Entities)**

**CRIMINAL JUSTICE INSTITUTE--UA SYSTEM**

NAME OF INSTITUTION

	EXPENDITURE CATEGORIES	2013-2014 ACTUAL	2014-2015 BUDGETED *	2015-17 INSTITUTIONAL REQUESTS / AHECB RECOMMENDATIONS			
				2015-2016		2016-2017	
				REQUEST	RECOMMENDATION	REQUEST	RECOMMENDATION
1	PUBLIC SERVICE	2,221,557	2,543,844	3,459,669	3,282,169	3,547,210	3,364,385
2							
3							
4							
5							
6							
7							
8							
9							
10							
11							
12							
13	MANDATORY TRANSFERS						
14	AUXILIARY TRANSFERS						
15	NON-MANDATORY TRANSFERS	213,997					
16	TOTAL UNREST. E&G EXP.	\$2,435,554	\$2,543,844	\$3,459,669	\$3,282,169	\$3,547,210	\$3,364,385
17	NET LOCAL INCOME	333,882	374,000	200,000	200,000	200,000	200,000
18	PRIOR YEAR BALANCE***	125,903	191,627	191,627	191,627	191,627	191,627
	STATE FUNDS:						
19	GENERAL REVENUE	1,825,769	1,825,769	2,918,042	2,740,542	3,005,583	2,822,758
20	EDUCATIONAL EXCELLENCE						
21	WORKFORCE 2000						
22	TOBACCO SETTLEMENT FUNDS						
23	OTHER STATE FUNDS **	150,000	152,448	150,000	150,000	150,000	150,000
24	TOTAL SOURCES OF INCOME	\$2,435,554	\$2,543,844	\$3,459,669	\$3,282,169	\$3,547,210	\$3,364,385

FORM 15-2 Nonformula

\* The amounts for Revenue Stabilization Act based on the DF&A forecast.

\*\* Funds received for operating purposes from state appropriations other than RSA, EETF, and WF2000 (e.g. General Improvement) should be reported on Line 23 "Other State Funds" and identified in a footnote.

\*\*\*Line 18 Prior Year Fund Balance includes only the portion of the fund balance needed to balance that fiscal year's budget.

NOTE: Line 23 Other State Funds - FY14-- Received \$150,000 Special State Assets Forfeiture Funds. FY15--\$110,000 Special State Assets Forfeiture Funds, \$18,869 GIF and \$23,579 from the Attorney General's Office FY16 and FY17--\$150,000 Special State Assets Forfeiture Funds.

THIS PAGE INTENTIONALLY LEFT BLANK

# ARKANSAS SCHOOL FOR MATHEMATICS, SCIENCES AND THE ARTS

## Mr. Corey Alderdice, Director

---

### **ENABLING LAWS**

Act 305 of 1991; Act 1083 of 1999; Act 1305 of 2003; Act 258 of 2014

### **INSTITUTION HISTORY AND ORGANIZATION**

The Arkansas School for Mathematics and Science (ASMS) was established by Act 305 of 1991 and created a residential school for eleventh- and twelfth-grade students. The purpose of the School was to educate the gifted and talented math and science students of the state and to develop curriculum and materials to improve instruction in mathematics and science for all students in the State. The School was initially governed by the Arkansas Department of Education with the advice and counsel of a nine-member advisory Board of Directors.

Effective January 1, 2004, the Arkansas School for Mathematics and Science was consolidated and incorporated into the University of Arkansas System. Based on Act 1305 of 2003, oversight authority was transferred to The Board of Trustees of the University of Arkansas, and the name was changed to the Arkansas School for Mathematics, Sciences and the Arts (ASMSA). At that time, the Board of Directors was abolished as a separate institution and converted to the current Board of Visitors.

The mission of the ASMSA is to create, encourage and sustain, throughout the State of Arkansas, an educational community of academically talented students, faculty and staff that pursues knowledge of mathematics, sciences and the arts. As one of only 16 public residential schools in the country, ASMSA specializes in the education of students with an interest in advanced careers in math and science as well as passion for and creativity within studio and digital arts. All classes are taught at the college level, and more than one-third of the faculty holds doctorate degrees.

The school offers more than 60 courses that allow students to earn college credit. Many ASMSA graduates begin college at the sophomore level, and some even begin with junior level classes. Through our Concurrent Core program, all ASMSA graduates earn at least 30 hours of college credit through partnerships with the University of Arkansas at Little Rock and National Park Community College. The living and learning environment at ASMSA provides an experience that extends beyond the classroom and after graduation.

Beyond the 230 students in the residential program, ASMSA collaborates with a variety of districts and schools to provide quality digital instruction to meet gaps in human, technical and instructional resources. ASMSA's distance education efforts, which began through Act 1083 of 1999, have grown substantially over the past decade while matching innovation

# ARKANSAS SCHOOL FOR MATHEMATICS, SCIENCES AND THE ARTS

## Mr. Corey Alderdice, Director

---

with a changing technological landscape. ASMSA's digital learning efforts consist of two focused programs: Arkansas STEM Pathways and the Global Languages and Shared Societies (GLASS) Initiative. The STEM Pathways program provides Advanced Placement and pre-AP coursework in biology, chemistry, computer science, mathematics and physics. The GLASS Initiative offers instruction in Spanish, French and Mandarin Chinese.

### **INSTITUTIONAL VISION:**

ASMSA exists to assist schools and districts by providing appropriately challenging learning opportunities to talented and motivated students throughout Arkansas by offering a variety of residential experiences, outreach programs and digital learning initiatives.

### **INSTITUTIONAL PRIORITIES FOR GROWTH AND ADVANCEMENT:**

#### **1. Refine, Cultivate and Expand Exceptional Academic Opportunities that are the Hallmark of the ASMSA Experience**

- a. *Engage Students in a Collegiate Academic Environment that Emphasizes Advanced University-Level Coursework, Excellence and Individual Accountability*

ASMSA students have the opportunity to begin university study thanks to collaborative partnerships with the University of Arkansas at Little Rock and National Park Community College. More than 60 concurrent courses span natural sciences, physical sciences, mathematics, computer science and the humanities. ASMSA offers 18 courses at Advanced Placement (AP) level and additional courses in advanced STEM areas beyond AP level. All students will earn a minimum of 30 credits during their program of study at ASMSA, positioning students to enter college with a broad preparation for higher-level STEM learning.

- b. *Provide Academic Support that Addresses the Needs of All ASMSA Students*

Though all ASMSA students are advanced by traditional standards, the faculty and support staff recognizes that students arrive on our campus with a diverse array of preparatory experiences. As such, the majority of students require a variety of transitional experiences to ensure they are ready for advanced coursework at ASMSA. Over the past several years, ASMSA's Math Department has offered a College Algebra Readiness Camp (CARC). The two-week program provides additional support in algebra and instills confidence in

## ARKANSAS SCHOOL FOR MATHEMATICS, SCIENCES AND THE ARTS

### Mr. Corey Alderdice, Director

---

students who have had uneven exposure to mathematics at their sending high school. The goal is to transition CARC into a more robust Summer Term that focuses on a combination of mathematics, critical reading, writing and socialization that provide students with the greatest possible foundation for study and success at ASMSA.

c. *Grow Our Pool of Applicants through Greater Promotion and Awareness*

One of the greatest challenges as a residential high school is convincing parents to part with their children after their sophomore year of high school. ASMSA offers a supportive, supervised and nurturing learning community with advanced academic opportunities; however, parents are not always fully aware of the benefits of study at ASMSA. Our annual applicant pool fields around 200 students for approximately 130 seats. Through better elaboration of the unique experiences available to ASMSA students and by greater marketing of the program directly to students, our goal is to grow our pool to at least 300 highly-qualified applicants per year.

d. *Increase Student Retention at ASMSA*

Among ASMSA's 15 peer state-supported residential high schools with a STEM emphasis, retention and attrition are key topics of discussion. While practically all students will earn a high school diploma, more than 20% will not complete the full program of study. This is due to a variety of factors: homesickness; academic preparation; social transitions and other family issues. Our commitment is that 90% of students who enroll at ASMSA will earn the school's advanced diploma. A completion rate at this level will outpace our peers.

e. *Leverage Digital Learning to Providing Global Language Instruction not Currently Available in Arkansas*

The current state SMART Core graduation requirements do not include instruction in a foreign language. This omission severely disadvantages Arkansas students not only as global citizens but also when applying to selective colleges and universities. At present, no Arkansas high school offers language instruction in Russian, Japanese or Arabic. These positions would compliment current digital learning efforts to provide instruction in Spanish, French and Mandarin Chinese.

f. *Develop an Entrepreneurship Cognate to Contribute to the State's Economic Development*

# ARKANSAS SCHOOL FOR MATHEMATICS, SCIENCES AND THE ARTS

## Mr. Corey Alderdice, Director

---

None of ASMSA's benchmark institutions nationally or peers in Arkansas offer a specific program of emphasis in entrepreneurship. Funding for this program would allow the School to implement additional curriculum in entrepreneurship, modern manufacturing, mobile applications development and design thinking. The program would be a complimentary effort to economic development efforts in Hot Springs and would establish ASMSA an innovator among peer institutions. These additions would require a faculty member as well as the educational materials for start-up.

### **2. Expand Student Research and Global Learning Opportunities that are Unique to ASMSA's Community of Learning**

#### *a. Continue to Promote Independent Research and Student Inquiry through Expanded Opportunities*

All students at ASMSA complete an independent research project. The study, completed over the course of three semesters, is built upon students' interest and guided by a "quad" of four faculty members. Students have leveraged these research opportunities to go on to great success at the Intel International Science and Engineering Fair. Our goal will be to provide additional pathways toward success in competitions such as the Google International Science Fair, Siemens Competition, and the Intel Science Talent Search that recognize the quality of student research on a global, highly-competitive scale.

#### *b. Develop a Summer Research Science Institute*

The key in opening doors to globally prestigious competitions is facilitating a timeline that allows students to complete their research prior to the fall semester of the senior year. In order to do this, ASMSA will facilitate a Summer Research Science Institute (RSI) on its campus for up to one-quarter of the senior class. This three-week experience will build upon the literature review and experimental design conducted during students' junior year while allowing them to complete the experimentation phase of their study during RSI. All that will remain by the end of summer is completion of the results section and a final review by faculty. The goal will be for at least three students annually to be honored in national research competitions.

#### *c. Promote Greater Partnerships for Research with Arkansas Colleges and Universities*

ASMSA enjoys a collaborative relationship with many of the state's top colleges and universities. As a

## ARKANSAS SCHOOL FOR MATHEMATICS, SCIENCES AND THE ARTS

### Mr. Corey Alderdice, Director

---

campus of the University of Arkansas System, the school has connections to faculties and laboratories across the state. Creating additional research opportunities both during the academic year and summer will ensure more students have access to highly-skilled researchers as well as world-class facilities and equipment. These students also have the distinction of serving as ambassadors for ASMSA while demonstrating that high school students possess the capacity for inquiry that rivals undergraduate- and graduate-level researchers.

d. *Increase Participation in Study Abroad Experiences to 25%*

The goal is for ASMSA to take a more centralized approach to study abroad that promotes consistent experiences and serves as a key component of the school's vision for students. Spring Break and summer programs will provide students the opportunity to explore diverse cultures, historical contexts and critical languages. ASMSA will seek pathways to reduce an individual student's costs for participation through monetary "global learning credits" that can be applied to the cost of these programs. Moreover, ASMSA will seek funds to underwrite the full cost of programs for a select group of students who demonstrate considerable financial need. Additionally, ASMSA will promote opportunities through the National Security Language Initiative for Youth (NSLI-Y), Congress-Bundestag Youth Exchange (CBYX), Confucius Institute, and other programs offered at little or no cost to families.

### 3. Construct Modern Learning Spaces that Address Longstanding Institutional Needs

a. *Define and Launch the Inaugural Development Campaign for the ASMSA Foundation*

The ASMSA Foundation will serve as the primary development arm to provide resources toward the campus master plan and programmatic needs for students. The ASMSA Foundation, guided by the Director of Institutional Advancement, will identify twelve communities of influence across the state that will become pivot points for recruiting, fundraising, marketing and other activities that promote and advance the mission of ASMSA. The Foundation will develop and implement the school's inaugural Capital Campaign that identifies key donor communities, provides for at least two major fundraising events annually and fosters relationships with key supporters on an ongoing basis. The goal of the Capital Campaign is to secure at least \$15 million in funding over the next ten years.

b. *Realize the Campus Master Plan by 2022*

## **ARKANSAS SCHOOL FOR MATHEMATICS, SCIENCES AND THE ARTS**

### **Mr. Corey Alderdice, Director**

---

The core of the ASMSA campus is comprised of facilities previously used as the St. Joseph Mercy Hospital. The primary building was constructed in 1928. Other facilities built in the 1970s and 1980s have been converted to academic spaces. In 2012, ASMSA opened a new \$18 million Student Center. Funding for the project was made possible through the American Recovery and Reinvestment Act of 2009 and through additional support from the Governor of the State of Arkansas. The Student Center represents the first new construction on ASMSA's campus since the program opened in 1993.

In order to demolish the former Residence Life Building and connected structures, ASMSA must first construct academic spaces to house our Computer Science and Arts programs. In the time since fine and performing arts were added to ASMSA's legislated mission in 2004, the General Assembly has not allocated funds to construct appropriate spaces in support of this stated mission. In addition, ASMSA remains one of only a handful of schools in Arkansas offering advanced computer science education. The Creativity and Innovation Complex will provide both of these marquee programs with appropriate learning spaces in support of our residential students and outreach programs for talented Arkansas middle and high school students. The facility will also house ASMSA Information Technology staff, network infrastructure and a "maker space" for 3D printing, CNC milling, laser cutting, wood work and rapid prototyping that could serve as a valuable resource for both the Hot Springs business and manufacturing communities.

A second structure will provide flexible space for community needs. Community Hall will offer a gymnasium/auditorium for school events, assemblies, wellness activities and group gatherings. Additionally, the space will feature a Student Union, workout facilities and locker rooms. Community Hall addresses two critical spaces that ASMSA lacks: a space large enough to accommodate our full community of learning and athletic facilities that are used for physical education and wellness programs. The total cost for this project is estimated at \$5 million.

### **ADDITIONAL APPROPRIATION REQUESTS**

The Arkansas School for Mathematics, Sciences and the Arts is a non-formula entity. The School requested a total increase of \$500,000 in state funding for various program enhancements. These requests include development of an entrepreneurship program, expansion of the Global Languages and Shared Societies (GLASS) Initiative, expanded academic support for research and internship experiences, additional oversight of institutional effectiveness efforts, and capital outlay for scientific equipment.



# ARKANSAS SCHOOL FOR MATHEMATICS, SCIENCES AND THE ARTS

## Mr. Corey Alderdice, Director

---

### PERSONNEL REQUESTS

**Position Title:** Director of Admissions and Public Affairs

**Line Item:** 529.01

**Positions Requested:** 1

As an institution with a selective admissions policy, the practice of identifying, recruiting, and enrolling an annual pool of academically and emotionally qualified students who represent the geographic and ethnic diversity of Arkansas is central to the legislated mission of ASMSA as well as the success of the institution. As more schools begin to understand the critical role of science and mathematics within twenty-first century competencies, ASMSA has an increased burden in securing candidates. The growth of a variety of STEM-focused programs over the last decade requires a skilled communicator who can differentiate the value ASMSA provides to gifted and talented students.

**Position Title:** Assistant Dean for Counseling Services

**Line Item:** 530.01

**Positions Requested:** 1

With increasing expectations from parents that the ASMSA experience will serve as a springboard for college enrollment and scholarship opportunities as well as shrinking acceptance rates at the nation's most selective universities, we wish to place greater emphasis and time on our college planning and advising program. Better utilization of the summer months is critical for assisting students in beginning the college exploration and application processes. Better assistance at a time when students are not balancing an already demanding academic load will help reduce student anxiety and result in timely completion of their applications.

**Position Title:** Assistant Dean for Outreach

**Line Item:** 530.02

**Positions Requested:** 1

In an effort to better unify ASMSA's academic programs, we will relocate our distance and digital learning efforts back into Academic Affairs in lieu of a separate unit. It is critical that there is consistency in the expectations and evaluation of all instructional staff no matter if they serve students in the residential program or in other Arkansas communities via digital tools. Moreover, as part of the institution's efforts to promote greater awareness of ASMSA, the Academic Affairs unit has developed a wide array of student and community outreach programs over the past two years. As interest and demand grows for these programs, additional staffing is necessary to ensure they are scaled effectively. Digital learning programs are the core of our outreach efforts and are a natural organizational pair to these growing programmatic opportunities for Arkansas students, educators, and parents.

**Position Title:** Assistant Dean for Institutional Effectiveness

**ARKANSAS SCHOOL FOR MATHEMATICS, SCIENCES AND THE ARTS**  
**Mr. Corey Alderdice, Director**

---

**Line Item:** 530.03

**Positions Requested:** 1

In order to ensure ASMSA meets its legislated mission of providing exemplary services for Arkansas students and educators, we seek to create a position that will provide leadership and guidance in the areas of research, planning, and institutional effectiveness. The Assistant Dean for Institutional Effectiveness will plan, coordinate and conduct research, analytical studies and surveys related to the assessment, planning, and evaluation of all ASMSA residential, digital, and outreach programs. This increased support will allow campus leadership to better facilitate data driven decisions for the institution with an emphasis in improving success for students in both the residential and digital learning programs. The Assistant Dean will also provide ongoing support and supervision for ASMSA faculty members and assist with their professional development and growth.

**Position Title:** ASMSA Maintenance Worker

**Line Item:** 553

**Positions Requested:** 4

ASMSA seeks to add four additional Maintenance Worker positions to expand our Maintenance department and their areas of responsibility. For many years we have maintained contracts with outside vendors that performed various maintenance duties. We anticipate ending one of our service agreements at the end of the current contract term and bring those services in-house. The school is not requesting additional funding to support the positions, as we will transfer the personnel costs from our Maintenance & Operations budget. These positions are vital to the upkeep of the ASMSA campus and will provide necessary services to our staff and students. We are willing to delete four Residential Mentor positions in order to gain these additional positions.

**PROGRAMS, AWARDS AND SPECIAL RECOGNITIONS:**

ASMSA was ranked 8<sup>th</sup> nationally, 5<sup>th</sup> in the South, and 1<sup>st</sup> in Arkansas in *The Daily Beast's* 2014 survey of "America's Top High Schools."

The 96 members of the Class of 2014 received more than \$16.4 million in scholarship offers. Thirty-four percent of the Class of 2014 are first-generation college students. Over the last five years, 66% of ASMSA graduates have continued their studies at Arkansas institutions of higher learning. Forty-five percent of graduates matriculate to campuses within the University of Arkansas System.

Three seniors qualified for the Intel International Science and Engineering Fair and traveled to Los Angeles in June to present their findings in the annual, global competition. Over the last decade, 30 ASMSA students have competed in the world's largest science competition.

**ARKANSAS SCHOOL FOR MATHEMATICS, SCIENCES AND THE ARTS**  
**Mr. Corey Alderdice, Director**

---

Twenty-two ASMSA students were selected to participate in the Kakehashi Project, an international exchange program sponsored by the Japan Foundation. In summer 2014, 44 ASMSA students and seven faculty members participated in global learning experiences led by ASMSA faculty in locations such as Costa Rica, China, Italy and the United Kingdom. Two students participated in a language immersion program in China through the National Security Language Initiative for Youth (NSLI-Y).

THIS PAGE INTENTIONALLY LEFT BLANK

**INSTITUTION APPROPRIATION SUMMARY  
2015-2017 BIENNIUM**

INSTITUTION ARKANSAS SCHOOL FOR MATHEMATICS, SCIENCES AND THE ARTS

	APPROPRIATION	HISTORICAL DATA						INSTITUTION REQUEST & AHECB RECOMMENDATION							
		2013-2014		2014-2015		2014-2015		2015-2016				2016-2017			
		ACTUAL	POS	BUDGETED	POS	AUTHORIZED	POS	INST REQUEST	POS	AHECB REC	POS	INST REQUEST	POS	AHECB REC	POS
1	STATE TREASURY	7,951,881		8,680,311		10,346,317		8,965,364		8,965,364		8,999,756		8,999,756	
2	CASH	1,100,861		30,000,000		30,000,000		30,000,000		30,000,000		30,000,000		30,000,000	
3															
4															
5															
6															
7															
8															
9															
10															
11	TOTAL	\$9,052,742	102	\$38,680,311	85	\$40,346,317	129	\$38,965,364	129	\$38,965,364	129	\$38,999,756	129	\$38,999,756	129
	<b>FUNDING SOURCES</b>		%		%				%		%		%		%
12	PRIOR YEAR FUND BALANCE*	0	0.00%	278,972	1%			0	0%	0	0%	0	0%	0	0%
13	GENERAL REVENUE	1,113,015	12%	1,113,015	3%			1,677,040	4%	1,677,040	4%	1,711,432	4%	1,711,432	4%
14	EDUCATIONAL EXCELLENCE TRUST FUND	7,117,838	76%	7,288,324	19%			7,288,324	19%	7,288,324	19%	7,288,324	19%	7,288,324	19%
15	WORKFORCE 2000	0	0%	0	0%			0	0%	0	0%	0	0%	0	0%
16	CASH FUNDS	1,100,861	12%	30,000,000	78%			30,000,000	77%	30,000,000	77%	30,000,000	77%	30,000,000	77%
17	SPECIAL REVENUES		0%		0%				0%	0	0%		0%	0	0%
18	FEDERAL FUNDS	0	0%	0	0%			0	0%	0	0%	0	0%	0	0%
19	TOBACCO SETTLEMENT FUNDS	0	0%	0	0%			0	0%	0	0%	0	0%	0	0%
20	OTHER FUNDS	0	0%	0	0%			0	0%	0	0%	0	0%	0	0%
21	TOTAL INCOME	\$9,331,714	100%	\$38,680,311	100%			\$38,965,364	100%	\$38,965,364	100%	\$38,999,756	100%	\$38,999,756	100%
22	EXCESS (FUNDING)/APPROPRIATION	(\$278,972)		\$0				\$0		\$0		\$0		\$0	

UNRESTRICTED EDUCATIONAL & GENERAL FUND BALANCE AS OF JUNE 30, 2014:	\$651,042
LESS RESERVES FOR:	
ACCOUNTS RECEIVABLE	\$32,469
INVENTORIES	
YEAR-END ENCUMBRANCES NOT YET RECORDED AS LIABILITIES	\$26,007
INSURANCE DEDUCTIBLES	
MAJOR CRITICAL SYSTEMS FAILURES	
60 DAYS OF SALARIES & BENEFITS (CASH FLOW PURPOSES)	\$889,896
RESERVE FOR SPECIFIC ITEM (SOFTWARE, EQUIPMENT, ETC.)	
OTHER (FOOTNOTE BELOW)	
UNRESERVED EDUCATIONAL & GENERAL FUND BALANCE	(\$297,330)

\*Line 12 Prior Year Fund Balance includes only the portion of the fund balance needed to balance that fiscal year's budget.

**SUMMARY OF UNRESTRICTED EDUCATIONAL AND GENERAL CURRENT FUND EXPENDITURES AND INCOME  
AND AHECB GENERAL REVENUE RECOMMENDATIONS  
FOR THE 2015-2017 BIENNIUM (Non-Formula Entities)**

**ARKANSAS SCHOOL FOR MATHEMATICS, SCIENCES AND THE ARTS**

NAME OF INSTITUTION

	EXPENDITURE CATEGORIES	2013-2014 ACTUAL	2014-2015 BUDGETED *	2015-17 INSTITUTIONAL REQUESTS / AHECB RECOMMENDATIONS			
				2015-2016		2016-2017	
				REQUEST	RECOMMENDATION	REQUEST	RECOMMENDATION
1	INSTRUCTION	3,262,526	3,074,574	2,969,461	2,969,461	2,980,666	2,980,666
2	ACADEMIC SUPPORT	1,242,929	1,186,009	1,260,016	1,260,016	1,264,552	1,264,552
3	STUDENT SERVICES	1,267,842	1,348,081	1,432,201	1,432,201	1,437,357	1,437,357
4	INSTITUTIONAL SUPPORT	943,530	1,269,616	1,348,840	1,348,840	1,353,696	1,353,696
5	OPERATION & MAINT OF PLANT	2,112,230	2,258,891	2,399,846	2,399,846	2,408,485	2,408,485
6							
7							
8							
9							
10							
11							
12							
13	MANDATORY TRANSFERS						
14	AUXILIARY TRANSFERS						
15	NON-MANDATORY TRANSFERS	904,651	205,000	205,000	205,000	205,000	205,000
16	TOTAL UNREST. E&G EXP.	\$9,733,708	\$9,342,171	\$9,615,364	\$9,615,364	\$9,649,756	\$9,649,756
17	NET LOCAL INCOME	1,585,377	661,860	650,000	650,000	650,000	650,000
18	PRIOR YEAR BALANCE***		278,972				
	STATE FUNDS:						
19	GENERAL REVENUE	1,113,015	1,113,015	1,677,040	1,677,040	1,711,432	1,711,432
20	EDUCATIONAL EXCELLENCE	7,117,838	7,288,324	7,288,324	7,288,324	7,288,324	7,288,324
21	WORKFORCE 2000						
22	TOBACCO SETTLEMENT FUNDS						
23	OTHER STATE FUNDS **						
24	TOTAL SOURCES OF INCOME	\$9,816,230	\$9,342,171	\$9,615,364	\$9,615,364	\$9,649,756	\$9,649,756

FORM 15-2 Nonformula

\* The amounts for Revenue Stabilization Act, Educational Excellence Trust Fund, and Workforce 2000 are based on the DF&A forecast.

\*\* Funds received for operating purposes from state appropriations other than RSA, EETF, and WF2000 (e.g. General Improvement) should be reported on Line 23 "Other State Funds" and identified in a footnote.

\*\*\*Line 18 Prior Year Fund Balance includes only the portion of the fund balance needed to balance that fiscal year's budget.

**APPROPRIATION ACT FORM - STATE TREASURY  
2015-2017 BIENNIUM**

FUND CMS0000

INSTITUTION ARKANSAS SCHOOL FOR MATHEMATICS, SCIENCES AND THE ARTS

APPROPRIATION 2FD

	DESCRIPTION	ACTUAL 2013-2014	BUDGETED 2014-2015	AUTHORIZED APPROPRIATION 2014-2015	INSTITUTIONAL REQUEST / AHECB RECOMMENDATION		LEGISLATIVE RECOMMENDATION	
					2015-2016	2016-2017	2015-2016	2016-2017
1	REGULAR SALARIES	4,027,633	4,009,099	4,100,000	3,685,000	3,685,000		
2	EXTRA HELP WAGES							
3	OVERTIME							
4	PERSONAL SERVICES MATCHING	1,222,759	1,194,895	1,250,000	1,250,000	1,250,000		
5	OPERATING EXPENSES	2,499,279	3,296,317	3,296,317	3,830,364	3,864,756		
6	CONFERENCE FEES & TRAVEL	100,000	100,000	100,000	150,000	150,000		
7	PROFESSIONAL FEES AND SERVICES	0	0	0	0	0		
8	CAPITAL OUTLAY	100,000	80,000	100,000	50,000	50,000		
9	FUNDED DEPRECIATION							
10	WORKER'S COMP & SURETY PREM TRF	2,210						
11	DISTANCE EDUCATION PROGRAM			1,500,000				
12								
13	TOTAL APPROPRIATION	\$7,951,881	\$8,680,311	\$10,346,317	\$8,965,364	\$8,999,756	\$0	\$0
14	PRIOR YEAR FUND BALANCE**		278,972					
15	GENERAL REVENUE	1,113,015	1,113,015		1,677,040	1,711,432		
16	EDUCATIONAL EXCELLENCE TRUST FUND	7,117,838	7,288,324		7,288,324	7,288,324		
17	SPECIAL REVENUES * [WF2000]							
18	FEDERAL FUNDS IN STATE TREASURY							
19	TOBACCO SETTLEMENT FUNDS							
20	OTHER STATE TREASURY FUNDS							
21	TOTAL INCOME	\$8,230,853	\$8,680,311		\$8,965,364	\$8,999,756	\$0	\$0
22	EXCESS (FUNDING)/APPROPRIATION	(\$278,972)	\$0		\$0	\$0	\$0	\$0

\* Report WF2000 funds on line 17 - "Special Revenues".

FORM 15-3

\*\*Line 14 Prior Year Fund Balance includes only the portion of the fund balance needed to balance that fiscal year's budget.

**APPROPRIATION ACT FORM - CASH FUNDS  
2015-2017 BIENNIUM**

FUND 2000300

INSTITUTION ARKANSAS SCHOOL FOR MATHEMATICS, SCIENCES AND THE ARTS

APPROPRIATION B03

	DESCRIPTION	ACTUAL 2013-2014	BUDGETED 2014-2015	AUTHORIZED APPROPRIATION 2014-2015	INSTITUTIONAL REQUEST / AHECB RECOMMENDATION		LEGISLATIVE RECOMMENDATION	
					2015-2016	2016-2017	2015-2016	2016-2017
1	REGULAR SALARIES	30,200	5,000,000	5,000,000	5,000,000	5,000,000		
2	EXTRA HELP WAGES	37,403	150,000	150,000	150,000	150,000		
3	OVERTIME							
4	PERSONAL SERVICES MATCHING	3,851	1,700,000	1,700,000	1,700,000	1,700,000		
5	OPERATING EXPENSES	807,863	3,965,000	3,965,000	3,965,000	3,965,000		
6	CONFERENCE FEES & TRAVEL	35,612	300,000	300,000	300,000	300,000		
7	PROFESSIONAL FEES AND SERVICES	27,423	400,000	400,000	400,000	400,000		
8	CAPITAL OUTLAY	3,569	4,000,000	4,000,000	4,000,000	4,000,000		
9	CAPITAL IMPROVEMENTS		4,000,000	4,000,000	4,000,000	4,000,000		
10	DEBT SERVICE	150,000	450,000	450,000	450,000	450,000		
11	FUND TRANSFERS, REFUNDS AND INVESTMENTS							
12	PROMOTIONAL ITEMS	4,940	35,000	35,000	35,000	35,000		
13	CONSTRUCTION		10,000,000	10,000,000	10,000,000	10,000,000		
14								
15								
16	TOTAL APPROPRIATION	\$1,100,861	\$30,000,000	\$30,000,000	\$30,000,000	\$30,000,000	\$0	\$0
17	PRIOR YEAR FUND BALANCE***							
18	TUITION AND MANDATORY FEES							
19	ALL OTHER FEES							
20	SALES AND SERVICES RELATED TO EDUCATIONAL DEPARTMENTS							
21	INVESTMENT INCOME	59,796	55,000		55,000	55,000		
22	FEDERAL CASH FUNDS							
23	OTHER CASH FUNDS	1,041,065	29,945,000		29,945,000	29,945,000		
24	TOTAL INCOME	\$1,100,861	\$30,000,000		\$30,000,000	\$30,000,000	\$0	\$0
25	EXCESS (FUNDING)/APPROPRIATION	\$0	\$0		\$0	\$0	\$0	\$0

**TOTAL NUMBER OF POSITIONS (GENERAL REVENUE AND CASH COMBINED)**

	ACTUAL 2013-2014	BUDGETED 2014-2015	AUTHORIZED 2014-2015	INSTITUTIONAL REQUEST	AHECB RECOMMEND	LEGISLATIVE RECOMMENDATION
				2015-2017	2015-2017	2015-2017
REGULAR POSITIONS	102	85	129	129	129	
TOBACCO POSITIONS						
EXTRA HELP **	6	4	10	10	10	

FORM 15-4

\*\* The total number of Extra-Help shown in the requested column will be the total extra-Help positions [General Revenue and Cash] requested to be authorized.

\*\*\*Line 17 Prior Year Fund Balance includes only the portion of the fund balance needed to balance that fiscal year's budget.



**AUXILIARY ENTERPRISE CASH INCOME AND EXPENDITURES**

ARKANSAS SCHOOL FOR MATHEMATICS, SCIENCES AND THE ARTS  
(NAME OF INSTITUTION)

	ACTIVITY	ACTUAL 2013-2014				BUDGETED 2014-2015			
		INCOME	OPERATING EXPENSES	DEBT SERVICE	NET INCOME	INCOME	OPERATING EXPENSES	DEBT SERVICE	NET INCOME
1	INTERCOLLEGIATE ATHLETICS *				0				0
2	HOUSING				0				0
3	FOOD SERVICES				0				0
4	STUDENT UNION				0				0
5	BOOKSTORE				0				0
6	STUDENT ORGANIZATIONS AND PUBLICATIONS				0				0
7	OTHER				0				0
8	SUBTOTAL	\$0	\$0	\$0	\$0	\$0	\$0	\$0	\$0
9	ATHLETIC TRANSFER **				0				0
10	OTHER TRANSFERS ***				0				0
11	GRAND TOTAL INCOME, OPERATING EXPENSES, & DEBT SERVICE FOR AUXILIARY ENTERPRISES	\$0	\$0	\$0	\$0	\$0	\$0	\$0	\$0

\* Intercollegiate athletic income should include the institutional board of trustees' approved student athletic fees.

FORM 15-5

\*\* For both two-year and four-year institutions, line 9, Athletic Transfer should contain the amount transferred from E&G to athletics.

\*\*\* For both two-year and four-year institutions, line 10, Other Transfers should contain the amount either transferred from E&G to support the college union, student organizations and student publications; or from auxiliary to other funds (e.g. plant funds), shown as a negative number.

**EMPLOYMENT INFORMATION  
IDENTIFICATION BY EMPLOYMENT CLASSIFICATION**

ARKANSAS SCHOOL FOR MATHEMATICS, SCIENCES AND THE ARTS  
(NAME OF INSTITUTION)

TOTAL NUMBER OF EMPLOYEES IN FISCAL YEAR 2013-2014:						101
						(As of November 1, 2013 )
Nonclassified Administrative Employees:						
White Male:	19	Black Male:	1	Other Male:	0	Total Male: 20
White Female:	23	Black Female:	3	Other Female:	1	Total Female: 27
Nonclassified Health Care Employees:						
White Male:	0	Black Male:	0	Other Male:	0	Total Male: 0
White Female:	0	Black Female:	0	Other Female:	0	Total Female: 0
Classified Employees:						
White Male:	0	Black Male:	0	Other Male:	0	Total Male: 0
White Female:	0	Black Female:	0	Other Female:	0	Total Female: 0
Faculty:						
White Male:	24	Black Male:	0	Other Male:	0	Total Male: 24
White Female:	25	Black Female:	1	Other Female:	4	Total Female: 30
Total White Male:	43	Total Black Male:	1	Total Other Male:	0	Total Male: 44
Total White Female:	48	Total Black Female:	4	Total Other Female:	5	Total Female: 57
Total White:	91	Total Black:	5	Total Other:	5	Total Employees: 101
				<b>Total Minority:</b>	10	

FORM 15-6

**ARKANSAS PUBLIC HIGHER EDUCATION INSTITUTIONS AND ENTITIES**  
**STATE CONTRACTS OVER \$50,000 AWARDED TO MINORITY OWNED BUSINESSES**  
 Fiscal Year 2014  
 Required by A.C.A. 25-36-104

**Institution**

ARKANSAS SCHOOL FOR MATHEMATICS, SCIENCES AND THE ARTS

Minority Business	Total Contract Awarded	Minority Type per A.C.A. 15-4-303 (2)					
		African American	Hispanic American	American Indian	Asian American	Pacific Islander American	Disabled Veteran
N/A							

**TOTAL NUMBER OF MINORITY CONTRACTS AWARDED** 0

**TOTAL EXPENDITURES ON CONTRACTS AWARDED** \$1,354,030

(Total Expenditures equals ALL Contracts Exceeding \$50,000--Minority and Non-Minority)

**% OF MINORITY CONTRACTS AWARDED** 0%

THIS PAGE INTENTIONALLY LEFT BLANK

# UNIVERSITY OF ARKANSAS at FORT SMITH

## Paul B. Beran, Ph.D., Chancellor

---

### **ENABLING LAWS**

Act 971 of 1997; Act 1796 of 2001; Act 177 of 2014

### **INSTITUTION HISTORY AND ORGANIZATION**

The University of Arkansas - Fort Smith (UAFS) recently celebrated 86 years of service to the citizens of Western Arkansas and the region. Over the years, the name has changed several times, but the changes made were more significant than name alone. UAFS's history is one of continuous, purposeful change, driven by the learning needs of the area served. The institution has changed from a public two-year junior college (1928-1950) organized within the public school system to private status (1950-1965) and back to that of a public institution (1965 to present). From being a two-year liberal arts institution, it evolved into a nationally recognized comprehensive community college. Now in its 12th year of transition and transformation to a distinctive, learning-centered, "hybrid" baccalaureate institution, UAFS is in many ways a new school—an 86-year-old institution in its infancy.

UAFS was established in 1928 as an extension of the public school system in Fort Smith, Arkansas. Known originally as Fort Smith Junior College, the institution operated within the Fort Smith public school system until 1950, when the school was incorporated as a private, nonprofit institution with its own governing board.

In September 1952, the College moved from borrowed facilities in the high school to its current site.

In 1960, a vocational-technical division was added. The college began developing the programs and character of a comprehensive community college—a new concept in Arkansas and across the nation.

An Arkansas constitutional amendment received voter approval in the fall of 1964 and was followed by an enabling act passed by the Arkansas General Assembly early in 1965. The latter legislation authorized citizens to create community college districts by popular referendum. In a special election held in the fall of 1965, the Sebastian County electorate approved the creation of the Sebastian County Community Junior College District along with a tax levy on the real and personal property in the county. The governor appointed a Board of Trustees, and the school again became a public institution. Subsequent trustees were elected by popular vote of the citizens of Sebastian County, Arkansas.

In 1966, the name was changed from Fort Smith Junior College to Westark Junior College, indicating the larger area to be served. In 1972, the Board of Trustees again changed the name of the institution to Westark Community College, an

**UNIVERSITY OF ARKANSAS at FORT SMITH**  
**Paul B. Beran, Ph.D., Chancellor**

---

acknowledgement of a national trend to develop comprehensive two-year colleges as "community" rather than junior, transfer only, institutions.

In 1997, the 81st General Assembly of the Arkansas Legislature passed Act 971. This act officially designated Westark Community College as a "*Unique Community College*" and granted it authority to offer up to nine applied bachelor's degrees developed in response to identified needs in the area and industries served. A further feature of this legislation was authority granted "*to experiment with employment models other than tenure to accommodate the development and delivery of curriculum, such as the employment of new faculty on a twelve-month, forty-hour work basis, with rewards for administrative staff and faculty based upon results.*"

The name of the college was changed yet again in February 1998 to Westark College, based on the desire of the Board of Trustees to more accurately portray the evolving mission, role and scope of the rapidly growing institution.

On December 15, 2000, the Board of Trustees of Westark College entered into an agreement with the Board of Trustees of the University of Arkansas to merge Westark College with the University of Arkansas System as a four-year institution and become the University of Arkansas - Fort Smith. The merger agreement endorsed the concept of UAFS as a unique university—one that offers applied and traditional baccalaureate degree programs, one-and two-year associate and technical programs, and noncredit business and industry training programs.

In 2001, the Sebastian County electorate voted to support the merger of Westark College with the University of Arkansas System. Based on this vote and the final determination to proceed with the merger, a formal request to change affiliation status to that of a bachelor's degree-granting institution under the name of the University of Arkansas - Fort Smith was submitted to the Higher Learning Commission in August 2001. The Institutional Actions Council voted on November 19, 2001, to extend the status to that of a bachelor's degree-granting institution. A follow-up focused visit in April 2002 validated the change in affiliation status and was confirmed with a revised Statement of Affiliation Status dated August 12, 2002.

The 83rd General Assembly provided a statutory means for a four-year institution to receive local tax support when it passed Act 1796 of 2001. This legislation authorizes counties to impose a sales tax for the benefit of a community college that merges into a four-year institution, thereby opening an avenue for the merger to proceed if approved by district voters.

The matter of continued local financial support through a sales and use tax was presented to the voters of Sebastian

**UNIVERSITY OF ARKANSAS at FORT SMITH**  
**Paul B. Beran, Ph.D., Chancellor**

---

County at a special election held on July 17, 2001. On that date, citizens approved the dissolution of the community college district, repeal of property tax levies collected for the district, and collection of a one-quarter of one-percent sales tax for the support of UAFS.

On January 1, 2002, the Sebastian County Community Junior College District was dissolved, the property tax collected for the benefit of Westark College was discontinued and replaced by a countywide sales tax, and Westark College, a comprehensive community college, became the University of Arkansas - Fort Smith, a four-year institution. Also on this date, the elected Board of Trustees of Westark College conveyed governance of the merged institution to the Board of Trustees of the University of Arkansas System and then was dissolved to be reappointed as the Board of Visitors, an advisory board, to the University of Arkansas - Fort Smith.

UAFS is currently operating under Act 177 of 2014 (89<sup>th</sup> General Assembly, State of Arkansas). Act 177 is *“An Act to make an appropriation for personal services and operating expenses for the University of Arkansas - Fort Smith for the fiscal year ending June 30, 2015; and for other purposes.”*

**INSTITUTIONAL VISION STATEMENT, MISSION STATEMENT, AND STRATEGIC PLAN**

UAFS has consistently defined its roles as a leader in higher education and a driving force in the regional economy. Following is an outline of actions designed to reinforce and expand the goals UAFS has already put into practice:

VISION

UAFS will be a premier regional university, connecting education with careers.

MISSION

UAFS prepares students to succeed in an ever-changing global world while advancing economic development and quality of place.

# UNIVERSITY OF ARKANSAS at FORT SMITH

## Paul B. Beran, Ph.D., Chancellor

---

### STRATEGIC PLAN

- Develop as a center for intellectual, artistic, social, and cultural advancement;
- Maximize citizenship and real-world work application experiences;
- Solidify and expand UAFS's position as a primary contributor to economic development;
- Lead in the innovative use of technology;
- Promote global learning initiatives; and
- Continue to seek and steward resources.

Additionally, strategic plan initiatives have been introduced which further focus our efforts in technology, student recruitment, student retention, and resource stewardship. By following the framework put forth in the strategic plan, UAFS will solidify its presence as an active partner in global relations and the engine of regional commerce, while producing work-ready graduates.

### **ACCREDITATION**

The University of Arkansas - Fort Smith is accredited by the Higher Learning Commission of the North Central Association of Colleges and Schools. The HLC has made the following accreditation visits and focus visits:

- 1970 -- Granted candidacy status by the North Central Association of Colleges and Schools
- 1973 -- First accreditation visit—received initial 5-year accreditation
- 1978 -- Second accreditation visit—received 7-year accreditation
- 1985 -- Third accreditation visit—won a full 10-year accreditation
- 1995 -- Fourth accreditation visit—won a full 10-year accreditation
- 1999 -- Focused Visit--Manufacturing Technology Program (bachelor's degree program)
- 2002 -- Focused Visit—Accreditation visit for WC/UAFS conversion; requested approval of institutional change from a two-year degree-granting institution (Westark College) to a bachelor's degree granting institution (University of Arkansas - Fort Smith)
- 2005 -- Fifth Accreditation visit—won a full 10-year accreditation

The Sixth Accreditation Visit by the HLC is scheduled for April 12-15, 2015.

In addition to NCA accreditation, UAFS is approved by the United States Department of Education, the United States



**UNIVERSITY OF ARKANSAS at FORT SMITH**  
**Paul B. Beran, Ph.D., Chancellor**

---

Department of Health and Human Services, and the Arkansas State Approving Agency for veterans' training.

Program accreditations:

- Programs offered by the College of Applied Science and Technology are accredited by the Association of Technology, Management and Applied Engineering (ATMAE). The automotive program is certified by the National Automotive Technicians Education Foundation (NATEF). The legal assistance/paralegal program is approved by the American Bar Association (ABA).
- The education programs offered by the School of Education are accredited by the Council for the Accreditation of Educator Preparation (CAEP), formerly known as National Council for the Accreditation of Teacher Education (NCATE).
- Nursing programs offered by the College of Health Sciences are approved by the Arkansas State Board of Nursing. The traditional BSN program, the RN-BSN online completion program, and the associate degree nursing program are accredited by the Accreditation Commission for Education in Nursing (ACEN). The surgical technology program is accredited by the Accreditation Review Council on Education in Surgical Technology and Surgical Assisting (ARC/STSA) through the Commission on Accreditation of Allied Health Education Programs (CAAHEP). The dental hygiene program is accredited by the American Dental Association's Commission on Dental Accreditation (CODA). The radiography program is accredited by the Joint Review Committee on Education in Radiologic Technology (JRCERT) and the diagnostic medical sonography program is accredited by the Joint Review Committee of Diagnostic Medical Sonography (JRCEDMS) through the Commission on Accreditation of Allied Health Education Programs (CAAHEP).
- Within the College of Humanities and Social Sciences, the music department is an accredited institutional member of the National Association of Schools of Music (NASM).

**UNIVERSITY OF ARKANSAS at FORT SMITH**  
**Paul B. Beran, Ph.D., Chancellor**

---

**ADDITIONAL APPROPRIATIONS AND NEW POSITIONS**

The University of Arkansas – Fort Smith is a formula driven entity and as such will not make a request for general revenue. In accordance with Act 1203 of 2011, which modified Arkansas Annotated Code 6-61-224, UAFS will be funded with an outcome-centered component of the formula in addition to the needs-based formula that has been used in previous years.

The University of Arkansas – Fort Smith requests no additional positions

**INSTITUTION APPROPRIATION SUMMARY  
2015-2017 BIENNIUM**

INSTITUTION UNIVERSITY OF ARKANSAS-FORT SMITH

	APPROPRIATION	HISTORICAL DATA						INSTITUTION REQUEST & AHECB RECOMMENDATION							
		2013-2014		2014-2015		2014-2015		2015-2016				2016-2017			
		ACTUAL	POS	BUDGETED	POS	AUTHORIZED	POS	INST REQUEST	POS	AHECB REC	POS	INST REQUEST	POS	AHECB REC	POS
1	STATE TREASURY	23,606,938		23,721,802		25,245,388		26,500,018		26,500,018		27,295,019		27,295,019	
2	CASH	53,330,882		221,901,642		221,901,642		221,901,642		221,901,642		221,901,642		221,901,642	
3															
4															
5															
6															
7															
8															
9															
10															
11	TOTAL	\$76,937,820	901	\$245,623,444	899	\$247,147,030	1,119	\$248,401,660	1,119	\$248,401,660	1,119	\$249,196,661	1,119	\$249,196,661	1,119
	<b>FUNDING SOURCES</b>		%		%				%		%		%		%
12	PRIOR YEAR FUND BALANCE*	0	0.00%	0	0%			0	0%	0	0%	0	0%	0	0%
13	GENERAL REVENUE	20,415,091	27%	20,594,615	8%			23,372,831	9%	23,372,831	9%	24,167,832	10%	24,167,832	10%
14	EDUCATIONAL EXCELLENCE TRUST FUND	3,054,036	4%	3,127,187	1%			3,127,187	1%	3,127,187	1%	3,127,187	1%	3,127,187	1%
15	WORKFORCE 2000	0	0%	0	0%			0	0%	0	0%	0	0%	0	0%
16	CASH FUNDS	36,430,852	47%	205,001,642	83%			205,001,642	83%	205,001,642	83%	205,001,642	82%	205,001,642	82%
17	SPECIAL REVENUES		0%		0%				0%		0%		0%		0%
18	FEDERAL FUNDS	16,900,030	22%	16,900,000	7%			16,900,000	7%	16,900,000	7%	16,900,000	7%	16,900,000	7%
19	TOBACCO SETTLEMENT FUNDS	0	0%	0	0%			0	0%	0	0%	0	0%	0	0%
20	OTHER FUNDS	137,811	0%	0	0%			0	0%	0	0%	0	0%	0	0%
21	TOTAL INCOME	\$76,937,820	100%	\$245,623,444	100%			\$248,401,660	100%	\$248,401,660	100%	\$249,196,661	100%	\$249,196,661	100%
22	EXCESS (FUNDING)/APPROPRIATION	\$0		\$0				\$0		\$0		\$0		\$0	

UNRESTRICTED EDUCATIONAL & GENERAL FUND BALANCE AS OF JUNE 30, 2014:	\$2,649,299
LESS RESERVES FOR:	
ACCOUNTS RECEIVABLE	\$1,530,751
INVENTORIES	\$50,037
YEAR-END ENCUMBRANCES NOT YET RECORDED AS LIABILITIES	\$141,134
INSURANCE DEDUCTIBLES	\$100,000
MAJOR CRITICAL SYSTEMS FAILURES	\$750,000
60 DAYS OF SALARIES & BENEFITS (CASH FLOW PURPOSES)	\$6,466,084
RESERVE FOR SPECIFIC ITEM (SOFTWARE, EQUIPMENT, ETC.)	
OTHER (FOOTNOTE BELOW)	
UNRESERVED EDUCATIONAL & GENERAL FUND BALANCE	(\$6,388,707)

\*Line 12 Prior Year Fund Balance includes only the portion of the fund balance needed to balance that fiscal year's budget.

**APPROPRIATION ACT FORM - STATE TREASURY  
2015-2017 BIENNIUM**

FUND CWW0000

INSTITUTION UNIVERSITY OF ARKANSAS-FORT SMITH

APPROPRIATION 568

	DESCRIPTION	ACTUAL 2013-2014	BUDGETED 2014-2015	AUTHORIZED APPROPRIATION 2014-2015	INSTITUTIONAL REQUEST / AHECB RECOMMENDATION		LEGISLATIVE RECOMMENDATION	
					2015-2016	2016-2017	2015-2016	2016-2017
1	REGULAR SALARIES	17,618,002	17,382,614	18,806,200	19,967,755	20,600,000		
2	EXTRA HELP WAGES	571,830	571,433	671,433	700,000	760,019		
3	OVERTIME							
4	PERSONAL SERVICES MATCHING	3,400,000	3,405,000	3,405,000	3,437,263	3,515,000		
5	OPERATING EXPENSES	2,000,000	2,342,755	2,342,755	2,375,000	2,400,000		
6	CONFERENCE FEES & TRAVEL	0	0	0	0	0		
7	PROFESSIONAL FEES AND SERVICES	0	0	0	0	0		
8	CAPITAL OUTLAY	0	0	0	0	0		
9	FUNDED DEPRECIATION	10,000	20,000	20,000	20,000	20,000		
10	WORKERS COMP/SURETY PREMIUM	7,106						
11								
12								
13	TOTAL APPROPRIATION	\$23,606,938	\$23,721,802	\$25,245,388	\$26,500,018	\$27,295,019	\$0	\$0
14	PRIOR YEAR FUND BALANCE**	0	0					
15	GENERAL REVENUE	20,415,091	20,594,615		23,372,831	24,167,832		
16	EDUCATIONAL EXCELLENCE TRUST FUND	3,054,036	3,127,187		3,127,187	3,127,187		
17	SPECIAL REVENUES * [WF2000]							
18	FEDERAL FUNDS IN STATE TREASURY							
19	TOBACCO SETTLEMENT FUNDS							
20	OTHER STATE TREASURY FUNDS	137,811						
21	TOTAL INCOME	\$23,606,938	\$23,721,802		\$26,500,018	\$27,295,019	\$0	\$0
22	EXCESS (FUNDING)/APPROPRIATION	\$0	\$0		\$0	\$0	\$0	\$0

\* Report WF2000 funds on line 17 - "Special Revenues".

\*\*Line 14 Prior Year Fund Balance includes only the portion of the fund balance needed to balance that fiscal year's budget.

**APPROPRIATION ACT FORM - CASH FUNDS  
2015-2017 BIENNIUM**

FUND 2160000

INSTITUTION UNIVERSITY OF ARKANSAS-FORT SMITH

APPROPRIATION B12

	DESCRIPTION	ACTUAL 2013-2014	BUDGETED 2014-2015	AUTHORIZED APPROPRIATION 2014-2015	INSTITUTIONAL REQUEST / AHECB RECOMMENDATION		LEGISLATIVE RECOMMENDATION	
					2015-2016	2016-2017	2015-2016	2016-2017
1	REGULAR SALARIES	16,649,353	42,575,000	42,575,000	42,575,000	42,575,000		
2	EXTRA HELP WAGES	969,966	4,291,326	4,291,326	4,291,326	4,291,326		
3	OVERTIME	15,483	1,163,518	1,163,518	1,163,518	1,163,518		
4	PERSONAL SERVICES MATCHING	8,390,539	14,453,679	14,453,679	14,453,679	14,453,679		
5	OPERATING EXPENSES	14,359,698	31,752,034	31,752,034	31,752,034	31,752,034		
6	CONFERENCE FEES & TRAVEL	354,693	1,500,000	1,500,000	1,500,000	1,500,000		
7	PROFESSIONAL FEES AND SERVICES	475,232	4,450,000	4,450,000	4,450,000	4,450,000		
8	CAPITAL OUTLAY	818,381	32,958,940	32,958,940	32,958,940	32,958,940		
9	CAPITAL IMPROVEMENTS	2,535,119	50,000,000	50,000,000	50,000,000	50,000,000		
10	DEBT SERVICE	0	10,773,118	10,773,118	10,773,118	10,773,118		
11	FUND TRANSFERS, REFUNDS AND INVESTMENTS	8,658,812	27,559,027	27,559,027	27,559,027	27,559,027		
12	PROMOTIONAL ITEMS	103,606	425,000	425,000	425,000	425,000		
13								
14								
15								
16	TOTAL APPROPRIATION	\$53,330,882	\$221,901,642	\$221,901,642	\$221,901,642	\$221,901,642	\$0	\$0
17	PRIOR YEAR FUND BALANCE***							
18	TUITION AND MANDATORY FEES	35,895,100	37,392,665		37,392,665	37,392,665		
19	ALL OTHER FEES							
20	SALES AND SERVICES RELATED TO EDUCATIONAL DEPARTMENTS	312,648	315,000		315,000	315,000		
21	INVESTMENT INCOME	154,495	155,000		155,000	155,000		
22	FEDERAL CASH FUNDS	16,900,030	16,900,000		16,900,000	16,900,000		
23	OTHER CASH FUNDS	68,609	167,138,977		167,138,977	167,138,977		
24	TOTAL INCOME	\$53,330,882	\$221,901,642		\$221,901,642	\$221,901,642	\$0	\$0
25	EXCESS (FUNDING)/APPROPRIATION	\$0	\$0		\$0	\$0	\$0	\$0

**TOTAL NUMBER OF POSITIONS (GENERAL REVENUE AND CASH COMBINED)**

	ACTUAL 2013-2014	BUDGETED 2014-2015	AUTHORIZED 2014-2015	INSTITUTIONAL REQUEST	AHECB RECOMMEND	LEGISLATIVE RECOMMENDATION
				2015-2017	2015-2017	2015-2017
REGULAR POSITIONS	901	899	1,119	1,119	1,119	
TOBACCO POSITIONS						
EXTRA HELP **	385	385	910	910	910	

FORM 15-4

\*\* The total number of Extra-Help shown in the requested column will be the total extra-Help positions [General Revenue and Cash] requested to be authorized.

\*\*\*Line 17 Prior Year Fund Balance includes only the portion of the fund balance needed to balance that fiscal year's budget.

**AUXILIARY ENTERPRISE CASH INCOME AND EXPENDITURES**

UNIVERSITY OF ARKANSAS-FORT SMITH  
(NAME OF INSTITUTION)

	ACTIVITY	ACTUAL 2013-2014				BUDGETED 2014-2015			
		INCOME	OPERATING EXPENSES	DEBT SERVICE	NET INCOME	INCOME	OPERATING EXPENSES	DEBT SERVICE	NET INCOME
1	INTERCOLLEGIATE ATHLETICS *	3,579,338	3,579,338		0	2,895,156	3,557,916		(662,760)
2	HOUSING	4,470,278	1,239,105	3,174,455	56,718	4,438,177	1,787,741	3,123,190	(472,754)
3	FOOD SERVICES	1,561,922	1,395,908		166,014	1,768,000	1,768,000		0
4	STUDENT UNION		0		0				0
5	BOOKSTORE	436,870	19,336		417,534	500,000	500,000		0
6	STUDENT ORGANIZATIONS AND PUBLICATIONS	2,347,625	1,884,428		463,197	2,290,883	840,145		1,450,738
7	OTHER	264,429	327,242		(62,813)	276,000	591,224		(315,224)
8	SUBTOTAL	\$12,660,462	\$8,445,357	\$3,174,455	\$1,040,650	\$12,168,216	\$9,045,026	\$3,123,190	\$0
9	ATHLETIC TRANSFER **				0				0
10	OTHER TRANSFERS ***				(1,031,717)				0
11	GRAND TOTAL INCOME, OPERATING EXPENSES, & DEBT SERVICE FOR AUXILIARY ENTERPRISES	\$12,660,462	\$8,445,357	\$3,174,455	\$8,933	\$12,168,216	\$9,045,026	\$3,123,190	\$0

\* Intercollegiate athletic income should include the institutional board of trustees' approved student athletic fees.

FORM 15-5

\*\* For both two-year and four-year institutions, line 9, Athletic Transfer should contain the amount transferred from E&G to athletics.

\*\*\* For both two-year and four-year institutions, line 10, Other Transfers should contain the amount either transferred from E&G to support the college union, student organizations and student publications; or from auxiliary to other funds (e.g. plant funds), shown as a negative number.

NOTE: Line 7 Other - Income: ATM Fees, Recovery of Bad Debt, Net Investment Income, Season of Entertainment; Expenses: Bad Debt Expense, Season of Entertainment

NOTE: Line 10 Other Transfers - AHECB Facility Maintenance Transfer, E&G, Plant

**EMPLOYMENT INFORMATION  
IDENTIFICATION BY EMPLOYMENT CLASSIFICATION**

UNIVERSITY OF ARKANSAS-FORT SMITH  
(NAME OF INSTITUTION)

TOTAL NUMBER OF EMPLOYEES IN FISCAL YEAR 2013-2014:						804
(As of November 1, 2013 )						
Nonclassified Administrative Employees:						
White Male:	16	Black Male:	1	Other Male:	1	Total Male: 18
White Female:	9	Black Female:	2	Other Female:	0	Total Female: 11
Nonclassified Health Care Employees:						
White Male:	0	Black Male:	0	Other Male:	0	Total Male: 0
White Female:	0	Black Female:	0	Other Female:	0	Total Female: 0
Classified Employees:						
White Male:	110	Black Male:	8	Other Male:	13	Total Male: 131
White Female:	176	Black Female:	7	Other Female:	21	Total Female: 204
Faculty:						
White Male:	188	Black Male:	3	Other Male:	22	Total Male: 213
White Female:	184	Black Female:	9	Other Female:	34	Total Female: 227
Total White Male:	314	Total Black Male:	12	Total Other Male:	36	Total Male: 362
Total White Female:	369	Total Black Female:	18	Total Other Female:	55	Total Female: 442
Total White:	683	Total Black:	30	Total Other:	91	Total Employees: 804
				<b>Total Minority:</b>	121	

FORM 15-6

**ARKANSAS PUBLIC HIGHER EDUCATION INSTITUTIONS AND ENTITIES**  
**STATE CONTRACTS OVER \$50,000 AWARDED TO MINORITY OWNED BUSINESSES**  
 Fiscal Year 2014  
 Required by A.C.A. 25-36-104

**Institution**

UNIVERSITY OF ARKANSAS-FORT SMITH

Minority Business	Total Contract Awarded	Minority Type per A.C.A. 15-4-303 (2)					
		African American	Hispanic American	American Indian	Asian American	Pacific Islander American	Disabled Veteran
N/A							

**TOTAL NUMBER OF MINORITY CONTRACTS AWARDED**                0

**TOTAL EXPENDITURES ON CONTRACTS AWARDED**            \$2,161,608

(Total Expenditures equals ALL Contracts Exceeding \$50,000--Minority and Non-Minority)

**% OF MINORITY CONTRACTS AWARDED**                0%



**DIVISION OF LEGISLATIVE AUDIT  
AUDIT OF UNIVERSITY OF ARKANSAS FORT SMITH  
June 30, 2013**

<i>Finding No. 1:</i>	The Disaster Recovery Plan in place is inadequate (both technical and end user) for restoring from short-term or long-term interruptions of computer processing. This situation could cause the entity to be without computer processing for an extended period of time in the event of a disaster or major interruption and could also place a financial and personnel burden on the resources of the entity. A similar finding was reported in the previous audit.
<i>Institution's Response</i>	We have and will continue to review the University's disaster recovery plan relating to interruptions of computer processing. We have also reviewed the audit checklist for deficiencies and are currently implementing the recommendations in order to enhance our current disaster recovery plan.

**AUDIT OF UNIVERSITY OF ARKANSAS FORT SMITH  
June 30, 2013**

**U.S. DEPARTMENT OF EDUCATION**

**Finding Number:** 13-195-01  
**State/Educational Agency(s):** University of Arkansas at Fort Smith  
**CFDA Number(s) and Program Title(s):** 84.032 – Federal Family Education Loans  
 84.063 – Federal Pell Grant Program  
 84.268 – Federal Direct Student Loans  
 (Student Financial Assistance Cluster)  
**Federal Award Number(s):** P063P081090; P063P091090; P063P101090;  
 P268K091090; P268K101090; P268K111090  
**Federal Award Year(s):** 2009, 2010, and 2011  
**Compliance Requirement(s) Affected:** Eligibility  
**Type of Finding:** Noncompliance and Significant Deficiency

**Criteria:**

In accordance with 34 CFR § 668.34 of the Student Assistance General Provisions, an institution must establish a reasonable, satisfactory academic progress policy for determining whether an otherwise eligible student is making satisfactory academic progress in his or her educational program and may receive assistance under the Title IV, HEA programs. Generally, the policy should provide that, at the time of each evaluation, a student who has not achieved the required GPA, or who is not successfully completing his or her educational program at the required pace, is no longer eligible to receive assistance under the Title IV, HEA programs.

**Condition and Context:**

The University of Arkansas at Fort Smith reported, and we verified, that a Financial Aid Office employee altered the Satisfactory Academic Progress (SAP) code from ineligible to eligible in the University's financial aid software to allow his spouse to receive Federal Family Education Loans, Federal Direct Student Loans, and Federal PELL Grants when she was academically ineligible to receive them, as follows:

<u>Term</u>	<u>Federal Family Education Loans</u>	<u>Federal Pell Grant Program</u>	<u>Federal Direct Student Loans</u>	<u>Total</u>
Spring 2009	\$4,750	\$2,366		\$7,116
Spring 2010		875	\$9,454	10,329
Totals	<u>\$4,750</u>	<u>\$3,241</u>	<u>\$9,454</u>	<u>\$17,445</u>

**AUDIT OF UNIVERSITY OF ARKANSAS FORT SMITH**  
**June 30, 2013**

**U.S. DEPARTMENT OF EDUCATION (Continued)**

<b>Finding Number:</b>	13-195-01 (Continued)
<b>State/Educational Agency(s):</b>	University of Arkansas at Fort Smith
<b>CFDA Number(s) and Program Title(s):</b>	84.032 – Federal Family Education Loans 84.063 – Federal Pell Grant Program 84.268 – Federal Direct Student Loans (Student Financial Assistance Cluster)
<b>Federal Award Number(s):</b>	P063P081090; P063P091090; P063P101090; P268K091090; P268K101090; P268K111090
<b>Federal Award Year(s):</b>	2009, 2010, and 2011
<b>Compliance Requirement(s) Affected:</b>	Eligibility
<b>Type of Finding:</b>	Noncompliance and Significant Deficiency

Additionally, our review revealed that SAP codes for two additional students were modified without adequate supporting documentation being maintained. These students received federal financial aid for Spring 2010 and Summer 2010. We were unable to verify the validity of these modifications due to the lack of documentation.

**Questioned Costs:**

\$ 17,445

**Cause:**

The University did not follow the established policy on appeals of financial aid suspensions and did not maintain supporting documentation to justify financial aid eligibility for students who failed to achieve SAP.

**Effect:**

The University disbursed federal financial aid to a student who was academically ineligible.

**Recommendation:**

The University should establish effective internal controls to ensure that modifications to SAP codes are valid and adequately documented.

**AUDIT OF UNIVERSITY OF ARKANSAS FORT SMITH  
June 30, 2013**

**U.S. DEPARTMENT OF EDUCATION (Continued)**

**Finding Number:** 13-195-01 (Continued)  
**State/Educational Agency(s):** University of Arkansas at Fort Smith  
**CFDA Number(s) and Program Title(s):** 84.032 – Federal Family Education Loans  
84.063 – Federal Pell Grant Program  
84.268 – Federal Direct Student Loans  
(Student Financial Assistance Cluster)  
**Federal Award Number(s):** P063P081090; P063P091090; P063P101090;  
P268K091090; P268K101090; P268K111090  
**Federal Award Year(s):** 2009, 2010, and 2011  
**Compliance Requirement(s) Affected:** Eligibility  
**Type of Finding:** Noncompliance and Significant Deficiency

**Views of Responsible Officials and Planned Corrective Action:**

Upon review of the State of Arkansas Single Audit Schedule of Findings and Questioned Costs for the Year Ended June 30, 2013, the University of Arkansas – Fort Smith reports on actions taken and procedures implemented as listed below:

The following corrective actions and internal control procedures have been implemented concerning the adjustment of a student's satisfactory academic progress status:

1. If a student's satisfactory academic progress status has been adjusted, the Director of Financial Aid will receive an automated email which states the adjustment and who performed the adjustment. These emails are reviewed and placed in an electronic folder.
2. All supporting documentation in regards to satisfactory academic progress, such as the appeal, the decision, etc., is scanned and indexed to the student.
3. Advisors are not allowed to work on relative's files.

**Anticipated Completion Date:** Complete

# UNIVERSITY OF ARKANSAS - LITTLE ROCK

## Dr. Joel E. Anderson, Chancellor

---

### **ENABLING ACTS**

Act 35 of 1969; A.C.A. §6-64-301; Act 219 of 2014

### **INSTITUTION HISTORY AND ORGANIZATION**

By Act 35 of 1969 of the Arkansas General Assembly, the University Of Arkansas Board Of Trustees was legally authorized to establish the campus to be known as the University of Arkansas at Little Rock (UALR). This enabling legislation is now codified as section 6-64-301 of the Arkansas Code. The current appropriation act for the university is Act 219 of 2014. UALR is governed by all other applicable state law and regulations regarding state-funded universities. By law, UALR is governed by the University Of Arkansas Board Of Trustees and operates with the advice and counsel of the University of Arkansas at Little Rock Board of Visitors. UALR is accredited by the North Central Higher Learning Commission.

The mission of the University of Arkansas at Little Rock is to develop the intellect of students; to discover and disseminate knowledge; to serve and strengthen society by enhancing awareness in scientific, technical, and cultural arenas; and to promote humane sensitivities and understanding of interdependence. Within this broad mission are the responsibilities to use quality instruction to instill in students a lifelong desire to learn; to use knowledge in ways that will contribute to society; and to apply the resources and research skills of the University community to the service of the city, the state, the nation, and the world in ways that will benefit humanity. (Statement adopted by the UALR Faculty Senate, 1988)

As described in the institution's official role and scope statements, the University of Arkansas at Little Rock (UALR) has the responsibility for serving:

- Residents of Arkansas and the Little Rock metropolitan area who have completed a high school education and are seeking either a college degree or continuing professional education. As a metropolitan university, the institution serves adult, part-time students in particular.
- Employers across the state, particularly in the region, both public and private, seeking well-educated employees, technical assistance and applied research.
- Economic development interests and entrepreneurs in the region and across the state.

# UNIVERSITY OF ARKANSAS - LITTLE ROCK

## Dr. Joel E. Anderson, Chancellor

---

- The research community.
- The community and area by providing a broad range of academic and cultural activities and public events.
- Area K-12 schools seeking college general education courses for advanced students.
- Two-year college transfer students.

### **MAJOR MILESTONES/CHANGES**

Since February 2013, UALR has been involved in a restructuring initiative that has changed the university both structurally and philosophically. This process was begun because of several key new hires and significant retirements at the top administrative level. Three vice chancellors and four deans either retired or left for other institutions. UALR had hired a new Provost and a new Vice chancellor for Enrollment Management. All of this created an unprecedented opportunity to reshape the structure and direction of the university.

The process of academic and administrative restructuring from February to October brought about a time of creative and critical thinking. Cooperative people, working together, can make virtually any organizational structure work. Structure, however, can make it easier for people to cooperate and work together. Collaboration between units is crucial for improving student success and enrollment metrics.

Provost Zulma Toro articulated for UALR a vision of “becoming one of the top metropolitan, community-engaged, research universities among the 16 member states of the Southern Regional Education Board (SREB).” Across the SREB there are a number of excellent metropolitan research universities. In order to be among the best, UALR must improve its performance on student success measures; offer more academic programs, both graduate and undergraduate, that are nationally recognized; and support an increasing number of faculty whose research is nationally competitive. We will increase our record as an engaged university.

### The New UALR Administrative Structure

The new administrative structure houses all academic functions within Academic Affairs, facilitates a culture of student success through grouping like-units to enhance collaboration, and reduce unnecessary duplication of human and financial resources. More rational relationships among units will simplify interactions, increase efficiency, and remove barriers to student progress. Slimming down the administrative structure is another step that helps control costs.

## UNIVERSITY OF ARKANSAS - LITTLE ROCK

### Dr. Joel E. Anderson, Chancellor

---

In addition to financial advantages, the reduction of the number of administrative vice chancellors allows the chancellor more time to focus energy off campus to protect and promote the interests of the university. This is one important reason to strengthen the hands of vice chancellors in directing campus affairs.

The process was broad-based and extended. It allowed all interested parties an opportunity to voice their ideas, concerns, and recommendations. The new academic and administrative structures will put UALR in a better position to thrive in today's challenging and different higher education environment. This reorganization will maximize the unique strengths of UALR, eliminate barriers to student success, and put the university on the firmest possible footing for the future.

As the history of every institution shows, including this one, no structure is forever. What worked well for UALR twenty-five years ago does not necessarily work best for UALR today. The purpose of restructuring is to re-shape the university to operate more successfully and more responsively within its current and future environment.

The current higher education climate necessitates change. The university faces changing student demographics, declining state support, changing accreditation standards, a call to double the number of graduates by 2025, performance funding, frequent legislative mandates, more competition from both public and private universities, increasing technology demands, and persistent political turbulence in Washington, D.C. Twenty-five years ago the environment faced by public universities was less complicated and less threatening.

The government relations functions of the university will be managed by the Chief Government Relations Officer who will report to the chancellor. This change will facilitate a more constant role for the chancellor in the vital relationships with elected officials, other government personnel, and political leaders.

In the new organizational structure, the intent is to sort administrative areas more clearly and to connect similar programs and functions and thereby enhance institutional effectiveness. This can be seen in student services, community engagement, data management, and government relations. This intent is also reflected in the academic structure recommended by the provost.

The efficiencies enabled by the new organizational structure also will result in cost savings for the university.

**UNIVERSITY OF ARKANSAS - LITTLE ROCK**  
**Dr. Joel E. Anderson, Chancellor**

---

**Non-Formula Request**

To further the campus vision of “becoming one of the top metropolitan, community-engaged, research universities among the 16 member states of the Southern Regional Education Board (SREB).,” UALR’s non-formula request includes an on-going request for general operating dollars for our Nanotechnology Center and funds for two researchers in the Institute for Race and Ethnicity.

The initial funding of \$5.9 million from the Arkansas General Assembly to establish the Nanotechnology Center in 2005 has yielded significant strides in this important strategic research. The center has attracted more than \$12 million in research grants, produced over 250 publications, and provided technical services to local business and industry. Five existing companies have licensed the center’s discoveries and a new company was established this year to focus on the center’s research in biomedical technologies. This center has significant potential to stimulate economic development for the state.

However, to date UALR has received only \$498,920 to fund its basic operation. The request is for \$2,046,014 to continue and expand the work currently being done.

The second of our non-formula requests is for support for our Institute for Race and Ethnicity. Recent events have reinforced the need to expand the research capabilities of the center by adding two positions in economics and demographics related to race to assist in solving the complex issues in education, economic development, health, criminal justice and human services.



**INSTITUTION APPROPRIATION SUMMARY  
2015-2017 BIENNIUM**

INSTITUTION UNIVERSITY OF ARKANSAS AT LITTLE ROCK

	APPROPRIATION	HISTORICAL DATA						INSTITUTION REQUEST & AHECB RECOMMENDATION							
		2013-2014		2014-2015		2014-2015		2015-2016				2016-2017			
		ACTUAL	POS	BUDGETED	POS	AUTHORIZED	POS	INST REQUEST	POS	AHECB REC	POS	INST REQUEST	POS	AHECB REC	POS
1	STATE TREASURY	66,193,310		66,174,885		72,181,086		73,790,697		73,790,697		76,004,418		76,004,418	
2	CASH	100,348,880		371,200,000		371,200,000		371,200,000		371,200,000		371,200,000		371,200,000	
3	STATE TREASURY - NANOTECHNOLOGY	0		0		2,000,000		2,000,000		2,000,000		2,000,000		2,000,000	
4	STATE TREASURY - WILLIAM H. BOWEN SCHOOL OF LAW	416,556		800,000		800,000		800,000		800,000		800,000		800,000	
5															
6															
7															
8															
9															
10															
11	TOTAL	\$166,958,746	1,664	\$438,174,885	1,664	\$446,181,086	2,296	\$447,790,697	2,302	\$447,790,697	2,302	\$450,004,418	2,302	\$450,004,418	2,302
	<b>FUNDING SOURCES</b>		%		%				%		%		%		%
12	PRIOR YEAR FUND BALANCE*	444,125	0.27%	0	0%			0	0%	0	0%	0	0%	0	0%
13	GENERAL REVENUE	60,256,177	36%	60,755,097	14%			68,370,909	15%	68,370,909	15%	70,584,630	16%	70,584,630	16%
14	EDUCATIONAL EXCELLENCE TRUST FUND	5,293,008	3%	5,419,788	1%			5,419,788	1%	5,419,788	1%	5,419,788	1%	5,419,788	1%
15	WORKFORCE 2000	0	0%	0	0%			0	0%	0	0%	0	0%	0	0%
16	CASH FUNDS	98,763,489	59%	371,200,000	85%			371,200,000	83%	371,200,000	83%	371,200,000	82%	371,200,000	82%
17	SPECIAL REVENUES		0%		0%				0%		0%		0%		0%
18	FEDERAL FUNDS	1,585,391	1%	0	0%			0	0%	0	0%	0	0%	0	0%
19	TOBACCO SETTLEMENT FUNDS	0	0%	0	0%			0	0%	0	0%	0	0%	0	0%
20	OTHER FUNDS	616,556	0%	800,000	0%			2,800,000	1%	2,800,000	1%	2,800,000	1%	2,800,000	1%
21	TOTAL INCOME	\$166,958,746	100%	\$438,174,885	100%			\$447,790,697	100%	\$447,790,697	100%	\$450,004,418	100%	\$450,004,418	100%
22	EXCESS (FUNDING)/APPROPRIATION	\$0		\$0				\$0		\$0		\$0		\$0	

UNRESTRICTED EDUCATIONAL & GENERAL FUND BALANCE AS OF JUNE 30, 2014:	\$10,703,100
LESS RESERVES FOR:	
ACCOUNTS RECEIVABLE	\$6,455,080
INVENTORIES	\$64,928
YEAR-END ENCUMBRANCES NOT YET RECORDED AS LIABILITIES	\$337,523
INSURANCE DEDUCTIBLES	\$100,000
MAJOR CRITICAL SYSTEMS FAILURES	
60 DAYS OF SALARIES & BENEFITS (CASH FLOW PURPOSES)	\$18,737,403
RESERVE FOR SPECIFIC ITEM (SOFTWARE, EQUIPMENT, ETC.)	
OTHER (FOOTNOTE BELOW)	
UNRESERVED EDUCATIONAL & GENERAL FUND BALANCE	(\$14,991,834)

\*Line 12 Prior Year Fund Balance includes only the portion of the fund balance needed to balance that fiscal year's budget.

**SUMMARY OF UNRESTRICTED EDUCATIONAL AND GENERAL CURRENT FUND EXPENDITURES AND INCOME  
AND AHECB GENERAL REVENUE RECOMMENDATIONS  
FOR THE 2015-2017 BIENNIUM (Non-Formula Entities)**

**UNIVERSITY OF ARKANSAS AT LITTLE ROCK - RAPS/NANOTECHNOLOGY**

NAME OF INSTITUTION

	EXPENDITURE CATEGORIES	2013-2014 ACTUAL	2014-2015 BUDGETED *	2015-17 INSTITUTIONAL REQUESTS / AHECB RECOMMENDATIONS			
				2015-2016		2016-2017	
				REQUEST	RECOMMENDATION	REQUEST	RECOMMENDATION
1	RESEARCH	932,708	1,055,060	1,337,178	1,227,723	1,377,293	1,264,555
2	PUBLIC SERVICE	2,938,406	2,563,263	2,637,840	3,171,748	2,716,975	3,266,900
3	NANOTECHNOLOGY/RESEARCH	1,111,554	2,498,920	2,046,014	2,000,000	2,107,394	2,060,000
4							
5							
6							
7							
8							
9							
10							
11							
12							
13	MANDATORY TRANSFERS						
14	AUXILIARY TRANSFERS						
15	NON-MANDATORY TRANSFERS						
16	TOTAL UNREST. E&G EXP.	\$4,982,668	\$6,117,243	\$6,021,032	\$6,399,471	\$6,201,662	\$6,591,455
17	NET LOCAL INCOME	393,752	29,407	86,830		86,830	
18	PRIOR YEAR BALANCE***						
	STATE FUNDS:						
19	GENERAL REVENUE	3,588,916	4,087,836	6,433,122	6,399,471	6,613,752	6,591,455
20	EDUCATIONAL EXCELLENCE						
21	WORKFORCE 2000						
22	TOBACCO SETTLEMENT FUNDS						
23	OTHER STATE FUNDS **	1,000,000	2,000,000				
24	TOTAL SOURCES OF INCOME	\$4,982,668	\$6,117,243	\$6,519,952	\$6,399,471	\$6,700,582	\$6,591,455

FORM 15-2 Nonformula

\* The amounts for Revenue Stabilization Act, Educational Excellence Trust Fund, and Workforce 2000 are based on the DF&A forecast.

\*\* Funds received for operating purposes from state appropriations other than RSA, EETF, and WF2000 (e.g. General Improvement) should be reported on Line 23 "Other State Funds" and identified in a footnote.

\*\*\*Line 18 Prior Year Fund Balance includes only the portion of the fund balance needed to balance that fiscal year's budget.

NOTE: Line 23 - Other State Funds - KBQ1L42 Viable Tech - Nano Tech (300,000); KBQ1180 UALR Nanotech Ctr (600,000); KBQ1L41 Nanotechnology Ct (100,000)

**APPROPRIATION ACT FORM - STATE TREASURY  
2015-2017 BIENNIUM**

FUND CEA0000

INSTITUTION UNIVERSITY OF ARKANSAS AT LITTLE ROCK

APPROPRIATION 297

	DESCRIPTION	ACTUAL 2013-2014	BUDGETED 2014-2015	AUTHORIZED APPROPRIATION 2014-2015	INSTITUTIONAL REQUEST / AHECB RECOMMENDATION		LEGISLATIVE RECOMMENDATION	
					2015-2016	2016-2017	2015-2016	2016-2017
1	REGULAR SALARIES	55,230,377	54,475,466	60,511,667	61,861,054	63,716,886		
2	EXTRA HELP WAGES							
3	OVERTIME							
4	PERSONAL SERVICES MATCHING	10,952,373	11,699,419	11,669,419	11,929,643	12,287,532		
5	OPERATING EXPENSES							
6	CONFERENCE FEES & TRAVEL							
7	PROFESSIONAL FEES AND SERVICES							
8	CAPITAL OUTLAY							
9	FUNDED DEPRECIATION							
10	WORKERS COMP/SURETY PREMIUM	10,560						
11								
12								
13	TOTAL APPROPRIATION	\$66,193,310	\$66,174,885	\$72,181,086	\$73,790,697	\$76,004,418	\$0	\$0
14	PRIOR YEAR FUND BALANCE**	444,125						
15	GENERAL REVENUE	60,256,177	60,755,097		68,370,909	70,584,630		
16	EDUCATIONAL EXCELLENCE TRUST FUND	5,293,008	5,419,788		5,419,788	5,419,788		
17	SPECIAL REVENUES * [WF2000]							
18	FEDERAL FUNDS IN STATE TREASURY							
19	TOBACCO SETTLEMENT FUNDS							
20	OTHER STATE TREASURY FUNDS	200,000						
21	TOTAL INCOME	\$66,193,310	\$66,174,885		\$73,790,697	\$76,004,418	\$0	\$0
22	EXCESS (FUNDING)/APPROPRIATION	\$0	\$0		\$0	\$0	\$0	\$0

\* Report WF2000 funds on line 17 - "Special Revenues".

FORM 15-3

\*\*Line 14 Prior Year Fund Balance includes only the portion of the fund balance needed to balance that fiscal year's budget.

**APPROPRIATION ACT FORM - STATE TREASURY  
2015-2017 BIENNIUM**

FUND CEA0000

INSTITUTION UNIVERSITY OF ARKANSAS AT LITTLE ROCK  
NANOTECHNOLOGY

APPROPRIATION 86P

	DESCRIPTION	ACTUAL 2013-2014	BUDGETED 2014-2015	AUTHORIZED APPROPRIATION 2014-2015	INSTITUTIONAL REQUEST / AHECB RECOMMENDATION		LEGISLATIVE RECOMMENDATION	
					2015-2016	2016-2017	2015-2016	2016-2017
1	REGULAR SALARIES	0	0	2,000,000	2,000,000	2,000,000		
2	EXTRA HELP WAGES							
3	OVERTIME							
4	PERSONAL SERVICES MATCHING							
5	OPERATING EXPENSES							
6	CONFERENCE FEES & TRAVEL							
7	PROFESSIONAL FEES AND SERVICES							
8	CAPITAL OUTLAY							
9	FUNDED DEPRECIATION							
10								
11								
12								
13	TOTAL APPROPRIATION	\$0	\$0	\$2,000,000	\$2,000,000	\$2,000,000	\$0	\$0
14	PRIOR YEAR FUND BALANCE**							
15	GENERAL REVENUE							
16	EDUCATIONAL EXCELLENCE TRUST FUND							
17	SPECIAL REVENUES * [WF2000]							
18	FEDERAL FUNDS IN STATE TREASURY							
19	TOBACCO SETTLEMENT FUNDS							
20	OTHER STATE TREASURY FUNDS				2,000,000	2,000,000		
21	TOTAL INCOME	\$0	\$0		\$2,000,000	\$2,000,000	\$0	\$0
22	EXCESS (FUNDING)/APPROPRIATION	\$0	\$0		\$0	\$0	\$0	\$0

\* Report WF2000 funds on line 17 - "Special Revenues".

FORM 15-3

\*\*Line 14 Prior Year Fund Balance includes only the portion of the fund balance needed to balance that fiscal year's budget.

**APPROPRIATION ACT FORM - STATE TREASURY  
2015-2017 BIENNIUM**

FUND CEA0100

INSTITUTION UNIVERSITY OF ARKANSAS AT LITTLE ROCK

APPROPRIATION 297

	DESCRIPTION	ACTUAL 2013-2014	BUDGETED 2014-2015	AUTHORIZED APPROPRIATION 2014-2015	INSTITUTIONAL REQUEST / AHECB RECOMMENDATION		LEGISLATIVE RECOMMENDATION	
					2015-2016	2016-2017	2015-2016	2016-2017
1	WILLIAM H. BOWEN SCHOOL OF LAW	416,556	800,000	800,000	800,000	800,000		
2								
3								
4								
5								
6								
7								
8								
9								
10								
11								
12								
13	TOTAL APPROPRIATION	\$416,556	\$800,000	\$800,000	\$800,000	\$800,000	\$0	\$0
14	PRIOR YEAR FUND BALANCE**							
15	GENERAL REVENUE							
16	EDUCATIONAL EXCELLENCE TRUST FUND							
17	SPECIAL REVENUES * [WF2000]							
18	FEDERAL FUNDS IN STATE TREASURY							
19	TOBACCO SETTLEMENT FUNDS							
20	OTHER STATE TREASURY FUNDS	416,556	800,000		800,000	800,000		
21	TOTAL INCOME	\$416,556	\$800,000		\$800,000	\$800,000	\$0	\$0
22	EXCESS (FUNDING)/APPROPRIATION	\$0	\$0		\$0	\$0	\$0	\$0

\* Report WF2000 funds on line 17 - "Special Revenues".

FORM 15-3

\*\*Line 14 Prior Year Fund Balance includes only the portion of the fund balance needed to balance that fiscal year's budget.

**APPROPRIATION ACT FORM - CASH FUNDS  
2015-2017 BIENNIUM**

FUND 2010000

INSTITUTION UNIVERSITY OF ARKANSAS AT LITTLE ROCK

APPROPRIATION A68

	DESCRIPTION	ACTUAL 2013-2014	BUDGETED 2014-2015	AUTHORIZED APPROPRIATION 2014-2015	INSTITUTIONAL REQUEST / AHECB RECOMMENDATION		LEGISLATIVE RECOMMENDATION	
					2015-2016	2016-2017	2015-2016	2016-2017
1	REGULAR SALARIES	34,906,476	72,828,000	72,828,000	72,828,000	72,828,000		
2	EXTRA HELP WAGES	2,573,567	12,000,000	12,000,000	12,000,000	12,000,000		
3	OVERTIME	0	1,000,000	1,000,000	1,000,000	1,000,000		
4	PERSONAL SERVICES MATCHING	12,548,855	20,808,000	20,808,000	20,808,000	20,808,000		
5	OPERATING EXPENSES	26,570,802	40,800,000	40,800,000	40,800,000	40,800,000		
6	CONFERENCE FEES & TRAVEL	2,497,616	6,000,000	6,000,000	6,000,000	6,000,000		
7	PROFESSIONAL FEES AND SERVICES	4,517,621	10,000,000	10,000,000	10,000,000	10,000,000		
8	CAPITAL OUTLAY	6,823,790	35,000,000	35,000,000	35,000,000	35,000,000		
9	CAPITAL IMPROVEMENTS	0	123,264,000	123,264,000	123,264,000	123,264,000		
10	DEBT SERVICE	9,794,601	15,000,000	15,000,000	15,000,000	15,000,000		
11	FUND TRANSFERS, REFUNDS AND INVESTMENTS	115,552	34,000,000	34,000,000	34,500,000	34,500,000		
12	PROMOTIONAL ITEMS	0	500,000	500,000				
13								
14								
15								
16	TOTAL APPROPRIATION	\$100,348,880	\$371,200,000	\$371,200,000	\$371,200,000	\$371,200,000	\$0	\$0
17	PRIOR YEAR FUND BALANCE***							
18	TUITION AND MANDATORY FEES	73,423,545	75,602,428		75,602,428	75,602,428		
19	ALL OTHER FEES	921,043	1,187,095		1,187,095	1,187,095		
20	SALES AND SERVICES RELATED TO EDUCATIONAL DEPARTMENTS	2,497,181	1,679,279		1,679,279	1,679,279		
21	INVESTMENT INCOME	2,290,853	255,000		255,000	255,000		
22	FEDERAL CASH FUNDS	1,585,391						
23	OTHER CASH FUNDS	19,630,867	292,476,198		292,476,198	292,476,198		
24	TOTAL INCOME	\$100,348,880	\$371,200,000		\$371,200,000	\$371,200,000	\$0	\$0
25	EXCESS (FUNDING)/APPROPRIATION	\$0	\$0		\$0	\$0	\$0	\$0

**TOTAL NUMBER OF POSITIONS (GENERAL REVENUE AND CASH COMBINED)**

	ACTUAL 2013-2014	BUDGETED 2014-2015	AUTHORIZED 2014-2015	INSTITUTIONAL REQUEST	AHECB RECOMMEND	LEGISLATIVE RECOMMENDATION
				2015-2017	2015-2017	2015-2017
REGULAR POSITIONS	1,664	1,664	2,296	2,302	2,302	
TOBACCO POSITIONS						
EXTRA HELP **	492	560	1,300	1,300	1,300	

FORM 15-4

\*\* The total number of Extra-Help shown in the requested column will be the total extra-Help positions [General Revenue and Cash] requested to be authorized.

\*\*\*Line 17 Prior Year Fund Balance includes only the portion of the fund balance needed to balance that fiscal year's budget.

**AUXILIARY ENTERPRISE CASH INCOME AND EXPENDITURES**

UNIVERSITY OF ARKANSAS AT LITTLE ROCK  
(NAME OF INSTITUTION)

	ACTIVITY	ACTUAL 2013-2014				BUDGETED 2014-2015			
		INCOME	OPERATING EXPENSES	DEBT SERVICE	NET INCOME	INCOME	OPERATING EXPENSES	DEBT SERVICE	NET INCOME
1	INTERCOLLEGIATE ATHLETICS *	6,277,717	7,302,377	75,931	(1,100,591)	6,222,288	7,211,111		(988,823)
2	HOUSING	5,942,118	2,271,712	3,828,898	(158,492)	6,822,378	2,697,731	3,831,640	293,007
3	FOOD SERVICES	2,518,485	2,544,042		(25,557)	2,300,000	2,300,000		0
4	STUDENT UNION	1,064,228	1,764,368	463,762	(1,163,902)	1,321,970	1,781,812	463,926	(923,768)
5	BOOKSTORE				0				0
6	STUDENT ORGANIZATIONS AND PUBLICATIONS	624,262	617,595		6,667	635,605	635,605		0
7	OTHER ****	912,138	937,699	172,191	(197,752)	1,905,780	1,836,887		68,893
8	SUBTOTAL	\$17,338,948	\$15,437,793	\$4,540,782	(\$2,639,627)	\$19,208,021	\$16,463,146	\$4,295,566	(\$1,550,691)
9	ATHLETIC TRANSFER **	1,174,629			1,174,629	988,823			988,823
10	OTHER TRANSFERS ***	1,464,998			1,464,998	561,868			561,868
11	GRAND TOTAL INCOME, OPERATING EXPENSES, & DEBT SERVICE FOR AUXILIARY ENTERPRISES	\$19,978,575	\$15,437,793	\$4,540,782	\$0	\$20,758,712	\$16,463,146	\$4,295,566	\$0

\* Intercollegiate athletic income should include the institutional board of trustees' approved student athletic fees.

FORM 15-5

\*\* For both two-year and four-year institutions, line 9, Athletic Transfer should contain the amount transferred from E&G to athletics.

\*\*\* For both two-year and four-year institutions, line 10, Other Transfers should contain the amount either transferred from E&G to support the college union, student organizations and student publications; or from auxiliary to other funds (e.g. plant funds), shown as a negative number.

NOTE: Line 7 Other - includes Print Shop, Law School Auxiliary Services, and Rental Property Income.

NOTE: Line 10 Other Transfers - \$1,570,290 E&G Transfer in to Student Union & 105,292 Net Transfers other between E&G and Plant funds

**EMPLOYMENT INFORMATION  
IDENTIFICATION BY EMPLOYMENT CLASSIFICATION**

UNIVERSITY OF ARKANSAS AT LITTLE ROCK  
(NAME OF INSTITUTION)

TOTAL NUMBER OF EMPLOYEES IN FISCAL YEAR 2013-2014:				<u>2,012</u>			
(As of November 1, 2013 )							
<b>Nonclassified Administrative Employees:</b>							
White Male:	<u>190</u>	Black Male:	<u>31</u>	Other Male:	<u>30</u>	Total Male:	<u>251</u>
White Female:	<u>221</u>	Black Female:	<u>85</u>	Other Female:	<u>27</u>	Total Female:	<u>333</u>
<b>Nonclassified Health Care Employees:</b>							
White Male:	<u>0</u>	Black Male:	<u>0</u>	Other Male:	<u>0</u>	Total Male:	<u>0</u>
White Female:	<u>1</u>	Black Female:	<u>1</u>	Other Female:	<u>0</u>	Total Female:	<u>2</u>
<b>Classified Employees:</b>							
White Male:	<u>90</u>	Black Male:	<u>64</u>	Other Male:	<u>11</u>	Total Male:	<u>165</u>
White Female:	<u>82</u>	Black Female:	<u>119</u>	Other Female:	<u>16</u>	Total Female:	<u>217</u>
<b>Faculty:</b>							
White Male:	<u>359</u>	Black Male:	<u>27</u>	Other Male:	<u>159</u>	Total Male:	<u>545</u>
White Female:	<u>333</u>	Black Female:	<u>44</u>	Other Female:	<u>122</u>	Total Female:	<u>499</u>
Total White Male:	<u>639</u>	Total Black Male:	<u>122</u>	Total Other Male:	<u>200</u>	Total Male:	<u>961</u>
Total White Female:	<u>637</u>	Total Black Female:	<u>249</u>	Total Other Female:	<u>165</u>	Total Female:	<u>1,051</u>
Total White:	<u>1,276</u>	Total Black:	<u>371</u>	Total Other:	<u>365</u>	Total Employees:	<u>2,012</u>
				<b>Total Minority:</b>	<u>736</u>		

FORM 15-6



**ARKANSAS PUBLIC HIGHER EDUCATION INSTITUTIONS AND ENTITIES**  
**STATE CONTRACTS OVER \$50,000 AWARDED TO MINORITY OWNED BUSINESSES**  
 Fiscal Year 2014  
 Required by A.C.A. 25-36-104

**Institution**

UNIVERSITY OF ARKANSAS AT LITTLE ROCK

Minority Business	Total Contract Awarded	Minority Type per A.C.A. 15-4-303 (2)					
		African American	Hispanic American	American Indian	Asian American	Pacific Islander American	Disabled Veteran
N/A							

**TOTAL NUMBER OF MINORITY CONTRACTS AWARDED** 0

**TOTAL EXPENDITURES ON CONTRACTS AWARDED** \$722,416

(Total Expenditures equals ALL Contracts Exceeding \$50,000--Minority and Non-Minority)

**% OF MINORITY CONTRACTS AWARDED** 0%

**DIVISION OF LEGISLATIVE AUDIT  
AUDIT OF UNIVERSITY OF ARKANSAS LITTLE ROCK  
June 30, 2013**

<i>Finding:</i>	No Findings noted
-----------------	-------------------

# UNIVERSITY OF ARKANSAS - MONTICELLO

## H. Jack Lassiter, Chancellor

---

### **ENABLING LAWS**

Act 100 of 1909; Act 53 of 2014

### **INSTITUTION HISTORY AND ORGANIZATION**

As one of the few remaining open admissions universities in the region, the University of Arkansas at Monticello is proud of its heritage of offering educational opportunities to the people of Arkansas. Founded in 1909 (Act 100) as the Fourth District Agricultural School, UAM completes its 103<sup>rd</sup> year with a renewed commitment to meeting the challenges of higher education in the 21st century. The University of Arkansas at Monticello (UAM) is a comprehensive institution offering undergraduate and graduate programs. UAM provides degree opportunities for both traditional and non-traditional students and provides an environment which nurtures individual achievement and personal development. UAM offers associate and bachelor's degrees in the liberal arts and sciences and it also offers pre-professional and professional, and applied programs to prepare graduates for careers and advanced study. Master's degrees are offered in Elementary and Secondary Education, Fine Arts, and Forest Resources. UAM also offers and receives courses via video conferencing and the Internet. The UAM College of Technology at Crossett, the UAM College of Technology at McGehee, and the Arkansas Heavy Equipment Operator Training Academy in Warren incorporate technical and workforce education into the offerings of the University. These campuses offer programs leading to technical certificates, certificates of proficiency and the associate of applied science awarded by UAM in various technical fields. UAM also cooperates with other institutions to bring services and programs to the southeast region of the state.

The University of Arkansas at Monticello is committed to providing a campus environment conducive to inspired teaching and learning. Therefore, the primary focus for faculty members at UAM is excellence in teaching. To enrich teaching and learning, UAM's faculty is also encouraged to be involved in research, scholarship and/or creative activities. A stronger emphasis is placed on applied research in the School of Agriculture and the School of Forest Resources as UAM partners with the UA Division of Agriculture, the Arkansas Agriculture Experiment Station and Cooperative Extension Service and their related missions.

The University of Arkansas at Monticello, as the only state university in southeastern Arkansas, has a special role in providing cultural opportunities for students and citizens within its service area. In this regard, the campus serves as an advocate and sponsor for many activities and events in seeking to promote the growth and development of the region. UAM also seeks to collaborate with and serve the needs of public schools, business and industry, transportation, agriculture, economic development agencies and the wood products industry. UAM, in particular, assumes a leadership

## UNIVERSITY OF ARKANSAS - MONTICELLO

### H. Jack Lassiter, Chancellor

---

role in the delivery of services and resources in the areas of community, leadership, economic and industrial development, and cooperative educational programs with emphases on basic education literacy, disadvantaged youth, and workforce training and retraining. UAM is also committed to K-12 enrichment programs and educational reform and actively collaborates with area schools and the regional educational cooperative.

Like other colleges and universities in the state, UAM's appropriation is formula driven, in accordance with Act 1203 of 2011, which modified Arkansas Code section 6-61-224 to include an outcome-centered component of the formula in addition to the needs-based factor that had been the sole determinant in previous years. The Higher Learning Commission of the North Central Association is UAM's primary accrediting body.

Since setting a record enrollment for the 10<sup>th</sup> straight year in the fall of 2012 at 3,946 students, UAM's enrollment has plateaued in the fall semesters of 2013 (3,893) and 2014 (3,854). Amid a population base in southeast Arkansas that is decreasing, a renewed focus on retention will be a major element of UAM's plan to maintain and increase enrollment in future years.

The University has requested five (5) additional positions for the coming biennium that it believes necessary to assist in the achievement of its mission. Unlike state agencies, the number of authorized positions in the University's appropriation act does not affect institutional appropriation or funding. There must be adequate funding for the filling of any position prior to inclusion in UAM's budget.

Our request includes 2 positions on the Crossett campus and 3 on the McGehee campus. The McGehee campus is requesting a new Project Coordinator position to assist in coordinating workforce business and industry classes, technical concurrent credit classes that are offered with the public schools in the area, as well as assist with other special projects on campus. The McGehee campus is also requesting 2 additional full-time Workforce Education instructors. These instructors are needed for new program offerings, including a new diesel technology training program and a CDL/truck driving program.

For our Crossett campus, we are requesting 2 additional full-time Workforce Education instructors. This campus has seen steady increases in enrollment and is in need of the increased number of authorized positions to meet the demands caused by this growth.

**UNIVERSITY OF ARKANSAS - MONTICELLO**  
**H. Jack Lassiter, Chancellor**

---

**Institutional Mission Statement**

The University of Arkansas at Monticello shares with all universities the commitment to search for truth and understanding through scholastic endeavor. The University seeks to enhance and share knowledge, to preserve and promote the intellectual content of society, and to educate people for critical thought. The University provides learning experiences which enable students to synthesize knowledge, communicate effectively, use knowledge and technology with intelligence and responsibility, and act creatively within their own and other cultures.

The University strives for excellence in all its endeavors. Educational opportunities encompass the liberal arts, basic and applied sciences, selected professions, and vocational and technical preparation. These opportunities are founded in a strong program of general education and are fulfilled through contemporary disciplinary curricula, certification programs, and vocational/technical education or workforce training. The University assures opportunities in higher education for both traditional and non-traditional students and strives to provide an environment which fosters individual achievement and personal development.

THIS PAGE INTENTIONALLY LEFT BLANK

**INSTITUTION APPROPRIATION SUMMARY  
2015-2017 BIENNIUM**

INSTITUTION UNIVERSITY OF ARKANSAS AT MONTICELLO

	APPROPRIATION	HISTORICAL DATA						INSTITUTION REQUEST & AHECB RECOMMENDATION							
		2013-2014		2014-2015		2014-2015		2015-2016				2016-2017			
		ACTUAL	POS	BUDGETED	POS	AUTHORIZED	POS	INST REQUEST	POS	AHECB REC	POS	INST REQUEST	POS	AHECB REC	POS
1	STATE TREASURY	18,259,114		18,734,688		19,339,845		19,330,356		19,330,356		19,899,767		19,899,767	
2	CASH	25,681,630		59,050,000		59,050,000		59,050,000		59,050,000		59,050,000		59,050,000	
3															
4															
5															
6															
7															
8															
9															
10															
11	TOTAL	\$43,940,744	454	\$77,784,688	458	\$78,389,845	635	\$78,380,356	640	\$78,380,356	640	\$78,949,767	640	\$78,949,767	640
	<b>FUNDING SOURCES</b>		%		%				%		%		%		%
12	PRIOR YEAR FUND BALANCE*	0	0.00%	0	0%			0	0%	0	0%	0	0%	0	0%
13	GENERAL REVENUE	15,832,510	36%	15,946,042	21%			16,541,710	21%	16,541,710	21%	17,111,121	22%	17,111,121	22%
14	EDUCATIONAL EXCELLENCE TRUST FUND	1,063,483	2%	1,088,956	1%			1,088,956	1%	1,088,956	1%	1,088,956	1%	1,088,956	1%
15	WORKFORCE 2000	1,363,121	3%	1,349,690	2%			1,349,690	2%	1,349,690	2%	1,349,690	2%	1,349,690	2%
16	CASH FUNDS	20,831,630	47%	29,350,000	38%			29,350,000	37%	29,350,000	37%	29,350,000	37%	29,350,000	37%
17	SPECIAL REVENUES		0%		0%				0%		0%		0%		0%
18	FEDERAL FUNDS	4,850,000	11%	29,700,000	38%			29,700,000	38%	29,700,000	38%	29,700,000	38%	29,700,000	38%
19	TOBACCO SETTLEMENT FUNDS	0	0%	0	0%			0	0%	0	0%	0	0%	0	0%
20	OTHER FUNDS	0	0%	350,000	0%			350,000	0%	350,000	0%	350,000	0%	350,000	0%
21	TOTAL INCOME	\$43,940,744	100%	\$77,784,688	100%			\$78,380,356	100%	\$78,380,356	100%	\$78,949,767	100%	\$78,949,767	100%
22	EXCESS (FUNDING)/APPROPRIATION	\$0		\$0				\$0		\$0		\$0		\$0	

UNRESTRICTED EDUCATIONAL & GENERAL FUND BALANCE AS OF JUNE 30, 2014:	\$4,088,280
LESS RESERVES FOR:	
ACCOUNTS RECEIVABLE	\$1,484,392
INVENTORIES	\$236,066
YEAR-END ENCUMBRANCES NOT YET RECORDED AS LIABILITIES	\$152,609
INSURANCE DEDUCTIBLES	
MAJOR CRITICAL SYSTEMS FAILURES	
60 DAYS OF SALARIES & BENEFITS (CASH FLOW PURPOSES)	\$3,820,616
RESERVE FOR SPECIFIC ITEM (SOFTWARE, EQUIPMENT, ETC.)	
OTHER (FOOTNOTE BELOW)	
UNRESERVED EDUCATIONAL & GENERAL FUND BALANCE	(\$1,605,403)

\*Line 12 Prior Year Fund Balance includes only the portion of the fund balance needed to balance that fiscal year's budget.

**APPROPRIATION ACT FORM - STATE TREASURY  
2015-2017 BIENNIUM**

FUND CIA0000

INSTITUTION UNIVERSITY OF ARKANSAS AT MONTICELLO

APPROPRIATION 298

	DESCRIPTION	ACTUAL 2013-2014	BUDGETED 2014-2015	AUTHORIZED APPROPRIATION 2014-2015	INSTITUTIONAL REQUEST / AHECB RECOMMENDATION		LEGISLATIVE RECOMMENDATION	
					2015-2016	2016-2017	2015-2016	2016-2017
1	REGULAR SALARIES	11,695,616	11,800,000	12,000,000	12,000,000	12,200,000		
2	EXTRA HELP WAGES							
3	OVERTIME							
4	PERSONAL SERVICES MATCHING	620,000	820,000	1,000,000	1,000,000	1,100,000		
5	OPERATING EXPENSES	1,597,774	1,786,779	1,862,173	1,759,610	1,869,899		
6	CONFERENCE FEES & TRAVEL	0	0	0	0	0		
7	PROFESSIONAL FEES AND SERVICES	0	0	0	0	0		
8	CAPITAL OUTLAY	100,000	100,000	100,000	100,000	125,000		
9	FUNDED DEPRECIATION							
10	WORKERS COMP/SURETY PREMIUM	4,384						
11								
12								
13	TOTAL APPROPRIATION	\$14,017,774	\$14,506,779	\$14,962,173	\$14,859,610	\$15,294,899	\$0	\$0
14	PRIOR YEAR FUND BALANCE**							
15	GENERAL REVENUE	12,954,291	13,067,823		13,420,654	13,855,943		
16	EDUCATIONAL EXCELLENCE TRUST FUND	1,063,483	1,088,956		1,088,956	1,088,956		
17	SPECIAL REVENUES * [WF2000]							
18	FEDERAL FUNDS IN STATE TREASURY							
19	TOBACCO SETTLEMENT FUNDS							
20	OTHER STATE TREASURY FUNDS***		350,000		350,000	350,000		
21	TOTAL INCOME	\$14,017,774	\$14,506,779		\$14,859,610	\$15,294,899	\$0	\$0
22	EXCESS (FUNDING)/APPROPRIATION	\$0	\$0		\$0	\$0	\$0	\$0

\* Report WF2000 funds on line 17 - "Special Revenues".

FORM 15-3

\*\*Line 14 Prior Year Fund Balance includes only the portion of the fund balance needed to balance that fiscal year's budget.



**APPROPRIATION ACT FORM - STATE TREASURY  
2015-2017 BIENNIUM**

FUND CIA0000

INSTITUTION UNIVERSITY OF ARKANSAS AT MONTICELLO  
CROSSETT

APPROPRIATION 1MG

	DESCRIPTION	ACTUAL 2013-2014	BUDGETED 2014-2015	AUTHORIZED APPROPRIATION 2014-2015	INSTITUTIONAL REQUEST / AHECB RECOMMENDATION		LEGISLATIVE RECOMMENDATION	
					2015-2016	2016-2017	2015-2016	2016-2017
1	REGULAR SALARIES	1,150,000	1,150,000	1,250,000	1,200,000	1,250,000		
2	EXTRA HELP WAGES	290,000	250,000	250,000	300,000	300,000		
3	OVERTIME							
4	PERSONAL SERVICES MATCHING	50,000	90,000	100,000	100,000	100,000		
5	OPERATING EXPENSES	321,324	314,851	318,062	395,970	405,849		
6	CONFERENCE FEES & TRAVEL	0	0	0	0	0		
7	PROFESSIONAL FEES AND SERVICES	0	0	0	0	0		
8	CAPITAL OUTLAY	0	0	0	0	0		
9	FUNDED DEPRECIATION							
10								
11								
12								
13	TOTAL APPROPRIATION	\$1,811,324	\$1,804,851	\$1,918,062	\$1,995,970	\$2,055,849	\$0	\$0
14	PRIOR YEAR FUND BALANCE**							
15	GENERAL REVENUE	1,154,300	1,154,300		1,345,419	1,405,298		
16	EDUCATIONAL EXCELLENCE TRUST FUND							
17	SPECIAL REVENUES * [WF2000]	657,024	650,551		650,551	650,551		
18	FEDERAL FUNDS IN STATE TREASURY							
19	TOBACCO SETTLEMENT FUNDS							
20	OTHER STATE TREASURY FUNDS							
21	TOTAL INCOME	\$1,811,324	\$1,804,851		\$1,995,970	\$2,055,849	\$0	\$0
22	EXCESS (FUNDING)/APPROPRIATION	\$0	\$0		\$0	\$0	\$0	\$0

\* Report WF2000 funds on line 17 - "Special Revenues".

FORM 15-3

\*\*Line 14 Prior Year Fund Balance includes only the portion of the fund balance needed to balance that fiscal year's budget.

**APPROPRIATION ACT FORM - STATE TREASURY  
2015-2017 BIENNIUM**

FUND CIA0000

INSTITUTION UNIVERSITY OF ARKANSAS AT MONTICELLO  
MCGEHEE

APPROPRIATION 1MF

	DESCRIPTION	ACTUAL 2013-2014	BUDGETED 2014-2015	AUTHORIZED APPROPRIATION 2014-2015	INSTITUTIONAL REQUEST / AHECB RECOMMENDATION		LEGISLATIVE RECOMMENDATION	
					2015-2016	2016-2017	2015-2016	2016-2017
1	REGULAR SALARIES	1,470,000	1,475,000	1,500,000	1,450,000	1,500,000		
2	EXTRA HELP WAGES	305,000	250,000	250,000	300,000	300,000		
3	OVERTIME							
4	PERSONAL SERVICES MATCHING	50,000	100,000	100,000	100,000	100,000		
5	OPERATING EXPENSES	605,016	598,058	609,610	624,776	649,019		
6	CONFERENCE FEES & TRAVEL	0	0	0	0	0		
7	PROFESSIONAL FEES AND SERVICES	0	0	0	0	0		
8	CAPITAL OUTLAY	0	0	0	0	0		
9	FUNDED DEPRECIATION							
10								
11								
12								
13	TOTAL APPROPRIATION	\$2,430,016	\$2,423,058	\$2,459,610	\$2,474,776	\$2,549,019	\$0	\$0
14	PRIOR YEAR FUND BALANCE**							
15	GENERAL REVENUE	1,723,919	1,723,919		1,775,637	1,849,880		
16	EDUCATIONAL EXCELLENCE TRUST FUND							
17	SPECIAL REVENUES * [WF2000]	706,097	699,139		699,139	699,139		
18	FEDERAL FUNDS IN STATE TREASURY							
19	TOBACCO SETTLEMENT FUNDS							
20	OTHER STATE TREASURY FUNDS							
21	TOTAL INCOME	\$2,430,016	\$2,423,058		\$2,474,776	\$2,549,019	\$0	\$0
22	EXCESS (FUNDING)/APPROPRIATION	\$0	\$0		\$0	\$0	\$0	\$0

\* Report WF2000 funds on line 17 - "Special Revenues".

FORM 15-3

\*\*Line 14 Prior Year Fund Balance includes only the portion of the fund balance needed to balance that fiscal year's budget.

**APPROPRIATION ACT FORM - CASH FUNDS  
2015-2017 BIENNIUM**

FUND 2030000

INSTITUTION UNIVERSITY OF ARKANSAS AT MONTICELLO

APPROPRIATION A69

	DESCRIPTION	ACTUAL 2013-2014	BUDGETED 2014-2015	AUTHORIZED APPROPRIATION 2014-2015	INSTITUTIONAL REQUEST / AHECB RECOMMENDATION		LEGISLATIVE RECOMMENDATION	
					2015-2016	2016-2017	2015-2016	2016-2017
1	REGULAR SALARIES	2,244,649	10,698,960	10,698,960	10,698,960	10,698,960		
2	EXTRA HELP WAGES	496,395	2,250,000	2,250,000	2,250,000	2,250,000		
3	OVERTIME		50,000	50,000	50,000	50,000		
4	PERSONAL SERVICES MATCHING	1,629,902	3,080,800	3,080,800	3,080,800	3,080,800		
5	OPERATING EXPENSES	8,629,200	12,000,000	12,000,000	12,000,000	12,000,000		
6	CONFERENCE FEES & TRAVEL	10,387	650,000	650,000	650,000	650,000		
7	PROFESSIONAL FEES AND SERVICES	967,411	1,650,000	1,650,000	1,650,000	1,650,000		
8	CAPITAL OUTLAY	8,764,283	6,000,000	6,000,000	6,000,000	6,000,000		
9	CAPITAL IMPROVEMENTS		7,082,620	7,082,620	7,082,620	7,082,620		
10	DEBT SERVICE	154,209	1,000,000	1,000,000	1,000,000	1,000,000		
11	FUND TRANSFERS, REFUNDS AND INVESTMENTS		10,700,000	10,700,000	10,700,000	10,700,000		
12	PROMOTIONAL ITEMS							
13								
14								
15								
16	TOTAL APPROPRIATION	\$22,896,436	\$55,162,380	\$55,162,380	\$55,162,380	\$55,162,380	\$0	\$0
17	PRIOR YEAR FUND BALANCE***							
18	TUITION AND MANDATORY FEES	13,424,384	13,776,580		13,776,580	13,776,580		
19	ALL OTHER FEES	1,036,719	953,065		953,065	953,065		
20	SALES AND SERVICES RELATED TO EDUCATIONAL DEPARTMENTS	153,307	127,500		127,500	127,500		
21	INVESTMENT INCOME	110,813	245,000		245,000	245,000		
22	FEDERAL CASH FUNDS	4,500,000	28,500,000		28,500,000	28,500,000		
23	OTHER CASH FUNDS	3,671,213	11,560,235		11,560,235	11,560,235		
24	TOTAL INCOME	\$22,896,436	\$55,162,380		\$55,162,380	\$55,162,380	\$0	\$0
25	EXCESS (FUNDING)/APPROPRIATION	\$0	\$0		\$0	\$0	\$0	\$0

**TOTAL NUMBER OF POSITIONS (GENERAL REVENUE AND CASH COMBINED)**

	ACTUAL 2013-2014	BUDGETED 2014-2015	AUTHORIZED 2014-2015	INSTITUTIONAL REQUEST	AHECB RECOMMEND	LEGISLATIVE RECOMMENDATION
				2015-2017	2015-2017	2015-2017
REGULAR POSITIONS	370	378	510	510	510	
TOBACCO POSITIONS						
EXTRA HELP **	16	30	790	790	790	

FORM 15-4

\*\* The total number of Extra-Help shown in the requested column will be the total extra-Help positions [General Revenue and Cash] requested to be authorized.

\*\*\*Line 17 Prior Year Fund Balance includes only the portion of the fund balance needed to balance that fiscal year's budget.

**APPROPRIATION ACT FORM - CASH FUNDS  
2015-2017 BIENNIUM**

FUND 2030000

INSTITUTION UNIVERSITY OF ARKANSAS AT MONTICELLO

APPROPRIATION B83

CROSSETT

	DESCRIPTION	ACTUAL 2013-2014	BUDGETED 2014-2015	AUTHORIZED APPROPRIATION 2014-2015	INSTITUTIONAL REQUEST / AHECB RECOMMENDATION		LEGISLATIVE RECOMMENDATION	
					2015-2016	2016-2017	2015-2016	2016-2017
1	REGULAR SALARIES	210,620	774,240	774,240	774,240	774,240		
2	EXTRA HELP WAGES	20,872	75,000	75,000	75,000	75,000		
3	OVERTIME							
4	PERSONAL SERVICES MATCHING	124,110	258,080	258,080	258,080	258,080		
5	OPERATING EXPENSES	692,091	725,000	725,000	725,000	725,000		
6	CONFERENCE FEES & TRAVEL	66	25,000	25,000	25,000	25,000		
7	PROFESSIONAL FEES AND SERVICES	16,859	50,000	50,000	50,000	50,000		
8	CAPITAL OUTLAY	46,301	50,000	50,000	50,000	50,000		
9	CAPITAL IMPROVEMENTS							
10	DEBT SERVICE	0	50,000	50,000	50,000	50,000		
11	FUND TRANSFERS, REFUNDS AND INVESTMENTS							
12								
13								
14								
15								
16	TOTAL APPROPRIATION	\$1,110,919	\$2,007,320	\$2,007,320	\$2,007,320	\$2,007,320	\$0	\$0
17	PRIOR YEAR FUND BALANCE***							
18	TUITION AND MANDATORY FEES	931,126	942,801		942,801	942,801		
19	ALL OTHER FEES	51,118	48,250		48,250	48,250		
20	SALES AND SERVICES RELATED TO EDUCATIONAL DEPARTMENTS	11,069	9,000		9,000	9,000		
21	INVESTMENT INCOME		4,000		4,000	4,000		
22	FEDERAL CASH FUNDS		700,000		700,000	700,000		
23	OTHER CASH FUNDS	117,606	303,269		303,269	303,269		
24	TOTAL INCOME	\$1,110,919	\$2,007,320		\$2,007,320	\$2,007,320	\$0	\$0
25	EXCESS (FUNDING)/APPROPRIATION	\$0	\$0		\$0	\$0	\$0	\$0

**TOTAL NUMBER OF POSITIONS (GENERAL REVENUE AND CASH COMBINED)**

	ACTUAL 2013-2014	BUDGETED 2014-2015	AUTHORIZED 2014-2015	INSTITUTIONAL REQUEST	AHECB RECOMMEND	LEGISLATIVE RECOMMENDATION
				2015-2017	2015-2017	2015-2017
REGULAR POSITIONS	40	39	54	56	56	
TOBACCO POSITIONS						
EXTRA HELP **	12	24	36	36	36	

FORM 15-4

\*\* The total number of Extra-Help shown in the requested column will be the total extra-Help positions [General Revenue and Cash] requested to be authorized.

\*\*\*Line 17 Prior Year Fund Balance includes only the portion of the fund balance needed to balance that fiscal year's budget.

**APPROPRIATION ACT FORM - CASH FUNDS  
2015-2017 BIENNIUM**

FUND 2030000

INSTITUTION UNIVERSITY OF ARKANSAS AT MONTICELLO

APPROPRIATION B82

MCGEHEE

	DESCRIPTION	ACTUAL 2013-2014	BUDGETED 2014-2015	AUTHORIZED APPROPRIATION 2014-2015	INSTITUTIONAL REQUEST / AHECB RECOMMENDATION		LEGISLATIVE RECOMMENDATION	
					2015-2016	2016-2017	2015-2016	2016-2017
1	REGULAR SALARIES	740,057	744,240	744,240	744,240	744,240		
2	EXTRA HELP WAGES	65,742	75,000	75,000	75,000	75,000		
3	OVERTIME							
4	PERSONAL SERVICES MATCHING	63,830	196,060	196,060	196,060	196,060		
5	OPERATING EXPENSES	739,998	740,000	740,000	740,000	740,000		
6	CONFERENCE FEES & TRAVEL	225	25,000	25,000	25,000	25,000		
7	PROFESSIONAL FEES AND SERVICES	26,887	50,000	50,000	50,000	50,000		
8	CAPITAL OUTLAY	37,536	50,000	50,000	50,000	50,000		
9	CAPITAL IMPROVEMENTS							
10	DEBT SERVICE							
11	FUND TRANSFERS, REFUNDS AND INVESTMENTS							
12								
13								
14								
15								
16	TOTAL APPROPRIATION	\$1,674,275	\$1,880,300	\$1,880,300	\$1,880,300	\$1,880,300	\$0	\$0
17	PRIOR YEAR FUND BALANCE***							
18	TUITION AND MANDATORY FEES	834,000	877,431		877,431	877,431		
19	ALL OTHER FEES	102,474	157,125		157,125	157,125		
20	SALES AND SERVICES RELATED TO EDUCATIONAL DEPARTMENTS	21,369	6,000		6,000	6,000		
21	INVESTMENT INCOME		4,000		4,000	4,000		
22	FEDERAL CASH FUNDS	350,000	500,000		500,000	500,000		
23	OTHER CASH FUNDS	366,432	335,744		335,744	335,744		
24	TOTAL INCOME	\$1,674,275	\$1,880,300		\$1,880,300	\$1,880,300	\$0	\$0
25	EXCESS (FUNDING)/APPROPRIATION	\$0	\$0		\$0	\$0	\$0	\$0

**TOTAL NUMBER OF POSITIONS (GENERAL REVENUE AND CASH COMBINED)**

	ACTUAL 2013-2014	BUDGETED 2014-2015	AUTHORIZED 2014-2015	INSTITUTIONAL REQUEST	AHECB RECOMMEND	LEGISLATIVE RECOMMENDATION
				2015-2017	2015-2017	2015-2017
REGULAR POSITIONS	44	41	71	74	74	
TOBACCO POSITIONS						
EXTRA HELP **	26	26	36	36	36	

FORM 15-4

\*\* The total number of Extra-Help shown in the requested column will be the total extra-Help positions [General Revenue and Cash] requested to be authorized.

\*\*\*Line 17 Prior Year Fund Balance includes only the portion of the fund balance needed to balance that fiscal year's budget.

**AUXILIARY ENTERPRISE CASH INCOME AND EXPENDITURES**

UNIVERSITY OF ARKANSAS AT MONTICELLO  
(NAME OF INSTITUTION)

	ACTIVITY	ACTUAL 2013-2014				BUDGETED 2014-2015			
		INCOME	OPERATING EXPENSES	DEBT SERVICE	NET INCOME	INCOME	OPERATING EXPENSES	DEBT SERVICE	NET INCOME
1	INTERCOLLEGIATE ATHLETICS *	770,231	3,114,492	120,129	(2,464,390)	725,566	3,350,104	120,029	(2,744,567)
2	HOUSING	1,929,411	696,765	904,040	328,606	2,044,469	587,755	904,788	551,926
3	FOOD SERVICES	1,558,560	1,205,308		353,252	1,462,194	1,132,601		329,593
4	STUDENT UNION				0				0
5	BOOKSTORE	173,185	3,464		169,721	173,253			173,253
6	STUDENT ORGANIZATIONS AND PUBLICATIONS				0				0
7	OTHER	666,523	126,749		539,774	754,757	121,853		632,904
8	SUBTOTAL	\$5,097,910	\$5,146,778	\$1,024,169	(\$1,073,037)	\$5,160,239	\$5,192,313	\$1,024,817	(\$1,056,891)
9	ATHLETIC TRANSFER **	1,075,000			1,075,000	1,056,891			1,056,891
10	OTHER TRANSFERS ***				0				0
11	GRAND TOTAL INCOME, OPERATING EXPENSES, & DEBT SERVICE FOR AUXILIARY ENTERPRISES	\$6,172,910	\$5,146,778	\$1,024,169	\$1,963	\$6,217,130	\$5,192,313	\$1,024,817	\$0

\* Intercollegiate athletic income should include the institutional board of trustees' approved student athletic fees.

FORM 15-5

\*\* For both two-year and four-year institutions, line 9, Athletic Transfer should contain the amount transferred from E&G to athletics.

\*\*\* For both two-year and four-year institutions, line 10, Other Transfers should contain the amount either transferred from E&G to support the college union, student organizations and student publications; or from auxiliary to other funds (e.g. plant funds), shown as a negative number.

NOTE: Line 7 Other - Includes Income from Locker Rent, Post Office Rent, Vendor Sales, Facilities Fees, Royalties, Miscellaneous and Expenses from Trotter House, Stadium, Cablevision, Field House, End Zone Facility, Weightroom, Practice Football Field, Softball Field, Baseball Field, Intramural Field, Tennis Courts, Indoor Practice Facility

**AUXILIARY ENTERPRISE CASH INCOME AND EXPENDITURES**

UNIVERSITY OF ARKANSAS AT MONTICELLO    CROSSETT  
 (NAME OF INSTITUTION)

	ACTIVITY	ACTUAL 2013-2014				BUDGETED 2014-2015			
		INCOME	OPERATING EXPENSES	DEBT SERVICE	NET INCOME	INCOME	OPERATING EXPENSES	DEBT SERVICE	NET INCOME
1	INTERCOLLEGIATE ATHLETICS *				0				0
2	HOUSING				0				0
3	FOOD SERVICES				0				0
4	STUDENT UNION				0				0
5	BOOKSTORE	333,356	300,766		32,590	353,000	368,499		(15,499)
6	STUDENT ORGANIZATIONS AND PUBLICATIONS				0				0
7	OTHER	3,880	20,125		(16,245)	7,200	15,478		(8,278)
8	SUBTOTAL	\$337,236	\$320,891	\$0	\$16,345	\$360,200	\$383,977	\$0	(\$23,777)
9	ATHLETIC TRANSFER **				0				0
10	OTHER TRANSFERS ***				0	23,777			23,777
11	GRAND TOTAL INCOME, OPERATING EXPENSES, & DEBT SERVICE FOR AUXILIARY ENTERPRISES	\$337,236	\$320,891	\$0	\$16,345	\$383,977	\$383,977	\$0	\$0

\* Intercollegiate athletic income should include the institutional board of trustees' approved student athletic fees.

FORM 15-5

\*\* For both two-year and four-year institutions, line 9, Athletic Transfer should contain the amount transferred from E&G to athletics.

\*\*\* For both two-year and four-year institutions, line 10, Other Transfers should contain the amount either transferred from E&G to support the college union, student organizations and student publications; or from auxiliary to other funds (e.g. plant funds), shown as a negative number.

NOTE: Line 7 includes income and operating expenses from Trotter House.

**AUXILIARY ENTERPRISE CASH INCOME AND EXPENDITURES**

UNIVERSITY OF ARKANSAS AT MONTICELLO      MCGEHEE  
 (NAME OF INSTITUTION)

	ACTIVITY	ACTUAL 2013-2014				BUDGETED 2014-2015			
		INCOME	OPERATING EXPENSES	DEBT SERVICE	NET INCOME	INCOME	OPERATING EXPENSES	DEBT SERVICE	NET INCOME
1	INTERCOLLEGIATE ATHLETICS *				0				0
2	HOUSING				0				0
3	FOOD SERVICES				0				0
4	STUDENT UNION				0				0
5	BOOKSTORE	317,429	308,184		9,245	370,000	361,658		8,342
6	STUDENT ORGANIZATIONS AND PUBLICATIONS				0				0
7	OTHER	3,880	20,125		(16,245)	7,200	15,542		(8,342)
8	SUBTOTAL	\$321,309	\$328,309	\$0	(\$7,000)	\$377,200	\$377,200	\$0	\$0
9	ATHLETIC TRANSFER **				0				0
10	OTHER TRANSFERS ***	7,000			7,000				0
11	GRAND TOTAL INCOME, OPERATING EXPENSES, & DEBT SERVICE FOR AUXILIARY ENTERPRISES	\$328,309	\$328,309	\$0	\$0	\$377,200	\$377,200	\$0	\$0

\* Intercollegiate athletic income should include the institutional board of trustees' approved student athletic fees.

FORM 15-5

\*\* For both two-year and four-year institutions, line 9, Athletic Transfer should contain the amount transferred from E&G to athletics.

\*\*\* For both two-year and four-year institutions, line 10, Other Transfers should contain the amount either transferred from E&G to support the college union, student organizations and student publications; or from auxiliary to other funds (e.g. plant funds), shown as a negative number.

NOTE: Line 7 includes income and operating expenses from Trotter House.



**EMPLOYMENT INFORMATION  
IDENTIFICATION BY EMPLOYMENT CLASSIFICATION**

UNIVERSITY OF ARKANSAS AT MONTICELLO  
(NAME OF INSTITUTION)

TOTAL NUMBER OF EMPLOYEES IN FISCAL YEAR 2013-2014:						<u>454</u>
(As of November 1, 2013 )						
Nonclassified Administrative Employees:						
White Male:	<u>36</u>	Black Male:	<u>4</u>	Other Male:	<u>2</u>	Total Male: <u>42</u>
White Female:	<u>33</u>	Black Female:	<u>5</u>	Other Female:	<u>0</u>	Total Female: <u>38</u>
Nonclassified Health Care Employees:						
White Male:	<u>0</u>	Black Male:	<u>0</u>	Other Male:	<u>0</u>	Total Male: <u>0</u>
White Female:	<u>0</u>	Black Female:	<u>0</u>	Other Female:	<u>0</u>	Total Female: <u>0</u>
Classified Employees:						
White Male:	<u>40</u>	Black Male:	<u>5</u>	Other Male:	<u>0</u>	Total Male: <u>45</u>
White Female:	<u>67</u>	Black Female:	<u>25</u>	Other Female:	<u>2</u>	Total Female: <u>94</u>
Faculty:						
White Male:	<u>86</u>	Black Male:	<u>4</u>	Other Male:	<u>7</u>	Total Male: <u>97</u>
White Female:	<u>120</u>	Black Female:	<u>10</u>	Other Female:	<u>8</u>	Total Female: <u>138</u>
Total White Male:	<u>162</u>	Total Black Male:	<u>13</u>	Total Other Male:	<u>9</u>	Total Male: <u>184</u>
Total White Female:	<u>220</u>	Total Black Female:	<u>40</u>	Total Other Female:	<u>10</u>	Total Female: <u>270</u>
Total White:	<u>382</u>	Total Black:	<u>53</u>	Total Other:	<u>19</u>	Total Employees: <u>454</u>
				<b>Total Minority:</b>	<u>72</u>	

FORM 15-6

**ARKANSAS PUBLIC HIGHER EDUCATION INSTITUTIONS AND ENTITIES**  
**STATE CONTRACTS OVER \$50,000 AWARDED TO MINORITY OWNED BUSINESSES**  
 Fiscal Year 2014  
 Required by A.C.A. 25-36-104

**Institution**

UNIVERSITY OF ARKANSAS AT MONTICELLO

Minority Business	Total Contract Awarded	Minority Type per A.C.A. 15-4-303 (2)					
		African American	Hispanic American	American Indian	Asian American	Pacific Islander American	Disabled Veteran
N/A							

**TOTAL NUMBER OF MINORITY CONTRACTS AWARDED** 0

**TOTAL EXPENDITURES ON CONTRACTS AWARDED** \$760,433

(Total Expenditures equals ALL Contracts Exceeding \$50,000--Minority and Non-Minority)

**% OF MINORITY CONTRACTS AWARDED** 0%

**DIVISION OF LEGISLATIVE AUDIT  
AUDIT OF UNIVERSITY OF ARKANSAS MONTICELLO  
June 30, 2013**

<i>Finding:</i>	No Findings noted
-----------------	-------------------

THIS PAGE INTENTIONALLY LEFT BLANK

# UNIVERSITY OF ARKANSAS FOR MEDICAL SCIENCES

## Dr. Dan Rahn, Chancellor

---

### **ENABLING LAWS**

Act 360 of 1911, codified as A.C.A.6-64-401 and A.C.A.6-64-402; Act 294 of 2014

### **INSTITUTION HISTORY AND ORGANIZATION**

#### ***Mission***

The Mission of the University of Arkansas for Medical Sciences (UAMS) is to improve the health, health care and well-being of Arkansans and of others in the region, nation and the world by:

- Educating current and future health professionals and the public;
- Providing high-quality, innovative health care and also providing specialty expertise not routinely available in community settings; and
- Advancing knowledge in areas of human health and disease and translating and accelerating discoveries into health improvements.

#### ***Statutory Responsibility***

Act 360 of 1911, codified as A.C.A.6-64-401 and A.C.A.6-64-402 states that “the Medical Department of the University of Arkansas shall be maintained at the cost of the State of Arkansas” and assigns the responsibilities of control and management to the Board of Trustees of the University of Arkansas which “shall cause the medical department to be operated in a first-class manner and add courses, fill professorships, and add buildings, furniture, libraries, apparatus, and other things so as to keep this department up to the standard required of medical colleges by the Association of American Medical Colleges.”

Examples of historical directives that allowed the adherence to Act 360 and fostered expansion are

- **6-64-404. Policies and practices of medical center**
- **6-64-409. Family Practice Department**
- **6-64-410. School of Pharmacy**
- **6-64-411. School of Dental Hygiene**

**UNIVERSITY OF ARKANSAS FOR MEDICAL SCIENCES**  
**Dr. Dan Rahn, Chancellor**

---

- **19-12-114. Establishment and administration of the Targeted State Needs Program**
  - **19-12-115. Establishment and administration of the Arkansas Biosciences Institute**
  - **20-13-702. Arkansas Poison and Drug Information Center (Statewide)**
  - **6-64-421. Center for Dental Education**
- 

The current biennial legislative acts that affect UAMS personnel and operations include

- **Act 6 of 2014**
- **Act 34**
- **Act 100**
- **Act 187**
- **Act 247**
- **Act 249**
- **Act 257**
- **Act 276**
- **Act 283**
- **Act 290/299**
- **Act 294**
- **Act 205 of 2013**
- **Act 386**
- **Act 549**
- **Act 629**
- **Act 660**
- **Act 885**
- **Act 723**
- **Act 745**
- **Act 897**
- **Act 898**
- **Act 283**

# UNIVERSITY OF ARKANSAS FOR MEDICAL SCIENCES

## Dr. Dan Rahn, Chancellor

---

- **Act 1132**
- **Act 1518/1519 of 2013**
- **Act 6 1<sup>st</sup> Extraordinary**

UAMS is the state's only comprehensive academic health center with colleges of Medicine, Nursing, Pharmacy, Health Professions and Public Health and Graduate School; a hospital; a statewide network of Family Medical Centers (formerly Area Health Education Centers or AHECs) that combine with central resources to form a Regional Centers Program that is annually ranked as one of the top two in the nation; and seven institutes: the Winthrop P. Rockefeller Cancer Institute, the Jackson T. Stephens Spine & Neurosciences Institute, the Myeloma Institute, the Harvey & Bernice Jones Eye Institute, the Psychiatric Research Institute, the Donald W. Reynolds Institute on Aging and the Translational Research Institute. With these and other world-class clinical services, such as ANGELS, ARSaves, the Arkansas Aging Initiative and Kids First, UAMS programs are in great demand. UAMS offers 73 baccalaureate, master's, doctoral, professional and specialist degree programs and certificates through our Colleges. Students attend classes at the UAMS main campus in Little Rock and regional campus in northwest Arkansas.

UAMS Medical Center is the state's largest public employer with more than 10,000 employees, including approximately 1,000 physicians and other professionals who provide care to patients at UAMS, Arkansas Children's Hospital, the VA Medical Center and UAMS Regional Programs through partnerships with regional hospitals around the state. It is the state's only adult Level One Trauma Center. UAMS has nearly 2,900 students and 800 medical residents.

### **Affiliations:**

Examples of the many affiliations fostered by the University of Arkansas for Medical Sciences are

- **CAVHS --VA affiliations include not only the LR VA hospital, but also the psychiatric facility at Fort Roots in NLR and the VA Biomedical Research Foundation (Little Rock)**
- **Arkansas Children's Hospital**
  
- **Arkansas Children's Hospital Research Institute**
- **Arkansas Hospital Association**
- **Council of Teaching Hospitals**
- **Association of American Medical Colleges**

**UNIVERSITY OF ARKANSAS FOR MEDICAL SCIENCES**  
**Dr. Dan Rahn, Chancellor**

---

- **National Association of Public Hospitals**
- **University Health System Consortium**
- **University of Arkansas at Little Rock**
- **University of Central Arkansas**
- **University of Arkansas Clinton School of Public Service**
- **University of Arkansas Community College at Hope**
- **Arkansas State University - Mountain Home**
- **King Saud bin Abdulaziz University for Health Sciences in Riyadh, Saudi Arabia**
- **Lyon College in Batesville**
- **Nuclear Imaging Consortium for Education; University of Missouri, Saint Louis University, Georgia Health Sciences University**
- **Arkansas Department of Health**
- **Arkansas Department of Human Services – many offices with many UAMS departments; Division of Behavioral Health Sciences- Arkansas State Hospital**
- **Department of Finance & Administration-Employee Benefits Division**
- **State Board of Pharmacy – support for Disease State Management**
- **Rx Results: evidence-based Prescription Drug Program**
- **Arkansas Child Abuse, Rape & Domestic Violence Commission**
- **Arkansas Child Advocacy Centers**
- **Arkansas Child Safety Centers**
- **Arkansas Poison and Drug Information Center**
- **Arkansas Center for Dental Education**
- **UAMS Center for Distance Health**
- **Regional AHEC Health System Teaching Hospitals**
- **Arkansas Telemedicine Network**
- **Building Effective Services for Trauma Programs**
  
- **Arkansas Health Data Initiative Program**
- **Colorectal Cancer Screening & Research**
- **Sickle Cell Disease Program Initiative**
- **Newborn Umbilical Cord Blood Initiative**



**UNIVERSITY OF ARKANSAS FOR MEDICAL SCIENCES**  
**Dr. Dan Rahn, Chancellor**

---

- **Contractual agreements to provide housestaff coverage in area hospitals**
- **Rural Nursing Practice Loan & Scholarship Programs**
- **Arkansas Prostate Cancer Foundation**
- **Breast Cancer Research Program**
- **Rural Medical Practice Student Loan and Scholarship Program**
- **Community Match Student Loan and Scholarship Program**
- **Arkansas Minority Health Commission**
- **ASU—Beebe**
- **Centers for Youth and Families**
- **Numerous Arkansas school districts**
- **Numerous Arkansas nursing homes**
- **Arkansas Heart Hospital**
- **Arkansas Department of Corrections**
- **Conway Human Development Center**
- **American Heart Association**
- **Youth Home**
- **Northwest Medical Center**
- **Ozark Guidance Center**
- **North Metro Medical Center**
- **Baptist Health Rehab Institute**
- **National Center for Toxicological Research**
- **Foundations: UAMS, ACRC, DW Reynolds, ACH foundations**

**Oversight and/or advisory Boards or Commissions:**

Examples of the many boards and commissions whose members are associates of UAMS are

- **Arkansas Biosciences Institute Board**
- **Arkansas Rural Medical Practice Student Loan and Scholarship Board**
- **Advisory Council to the Arkansas Youth Suicide Prevention Task Force**
- **Alzheimer's Advisory Council**

**UNIVERSITY OF ARKANSAS FOR MEDICAL SCIENCES**  
**Dr. Dan Rahn, Chancellor**

---

- **Arkansas HIV-AIDS Minority Task Force**
- **Legislative Task Force On Autism**
- **Arkansas Health Care Access Council**
- **Advisory Council to the Rita Rowell Hale Prenatal and Early Childhood Nurse Home Visitation Program**
- **Cervical Cancer Task Force**
- **Arkansas Legislative Task Force On Traumatic Brain Injury**
- **Legislative Task Force On Abused And Neglected Children**
- **Child Health Advisory Committee**
- **Acute Stroke Care Task Force**
- **Breast Cancer Control Advisory Board**
- **Office of Health Information Technology**
- **Arkansas Commission for The Newborn Umbilical Cord Blood Initiative**
- **Health Adequacy Advisory Committee**
- **Oversight Committee on Prostate Cancer**
- **The Drug Utilization and Evaluation Subcommittee of the State and Public School Life and Health Insurance Board**
- **Task Force to Study the Taxation of Nonalcoholic Beverages**
- **Legislative Task Force to Review Travel Restrictions for and Other Issues Regarding Registered Sex Offenders on Probation or Parole**

***U of A Board of Trustees***

Effective leadership is vital to the success of UAMS' mission. The Board of Trustees of the University of Arkansas (U of A) is UAMS' main governing body. Appointed by and responsible to the 10-member Board of Trustees, the U of A president manages the offices and executes the policies of the U of A system. Each U of A campus has a chancellor, who reports directly to the president and oversees a cabinet of executive leadership. UAMS also has ambassadors who raise public awareness and lead fundraising initiatives. Through leadership and governance UAMS strives for continuous improvement and adherence to institutional policies and best practices. UAMS' leadership is committed to bringing UAMS and its mission to the forefront of health care.

***History***

## UNIVERSITY OF ARKANSAS FOR MEDICAL SCIENCES

### Dr. Dan Rahn, Chancellor

---

In October, 1879, eight physicians pooled their money and invested \$5,000 to start the first medical school in Arkansas. The initial investment of \$625 made by each of the founding physicians now represents more than \$5 billion in economic impact for the state of Arkansas from UAMS and its affiliates every year.

Under Act 95 of 1887, the course of study at the University of Arkansas (previously named Arkansas Industrial University) did not embrace the medical sciences. However, the former Sperindo Restaurant and Hotel in downtown Little Rock served as the first home for what was then known as the Medical Department of Arkansas Industrial University. The medical school was maintained by and conducted in buildings owned by the Arkansas Industrial University Medical Department, operating under the authority of the University of Arkansas. Act 360 of 1911 changed the name to the Medical Department of the University of Arkansas and provided that the act took effect, as “a bequest, devise, gift, or conveyance” upon the “irrevocable transfer of all real and personal property of the Arkansas Industrial University Medical Department to the State of Arkansas for the use and benefit of the University of Arkansas for the purpose of maintaining and operating a first-class medical college as a part of that university.”

The itemized description of the property included “a parcel of ground and building thereon at the corner of East Second and Sherman streets..., a parcel of ground and building thereon at No. 611 East Markham street...”, cash on hand, office fixtures, operating room, dispensary, library, laboratories with equipment, supplies and chemicals. As stated in the act, “all said property of the aggregate value, estimated, of sixty-five thousand, seven hundred and fifty-three dollars (\$65,753).”

Act 360 of 1911, codified as A.C.A.6-64-401 and A.C.A.6-64-402, also stated that “the Medical Department of the University of Arkansas shall be maintained at the cost of the State of Arkansas” and assigns the responsibilities of control and management to the Board of Trustees of the University of Arkansas which “shall cause the medical department to be operated in a first-class manner and ‘add courses, fill professorships, and add buildings, furniture, libraries, apparatus, and other things so as to keep this department up to the standard required of medical colleges by the Association of American Medical Colleges.”

As enrollment grew into the 20th century, the school was housed in several different locations, including the Old State House in downtown Little Rock. A new medical school was built in the 1930s with funding provided by President Franklin Roosevelt’s Public Works Administration. Additional funding was provided by a tax on beer and liquor assessed by the Arkansas State Legislature.

## UNIVERSITY OF ARKANSAS FOR MEDICAL SCIENCES

### Dr. Dan Rahn, Chancellor

---

In 1951, Governor Sid McMath used funds from a new cigarette tax to secure \$7.4 million for a new University Hospital on a 26-acre site on West Markham Street in what was then the outskirts of Little Rock. The Medical Center moved into the new hospital in 1956. Hospital space increased with the Harry P. Ward Tower, but proved to be insufficient.

In early 2009, UAMS opened a new 540,000-square-foot hospital with 234 adult beds and 60 neonatal beds. The new hospital and the adjoining Psychiatric Research Institute serve as the center of the institution's now 84-acre campus. Also in 2009, in response to a nationwide shortage of health care professionals, UAMS opened a northwest Arkansas satellite campus in Fayetteville to help produce more physicians, nurses, pharmacists and other health care professionals.

In addition to its state-of-the-art hospital and outpatient center, UAMS is home to the Colleges of Medicine, Nursing, Pharmacy, Health Professions, Public Health and a Graduate School.

The Winthrop P. Rockefeller Cancer Institute serves as the official cancer research and treatment institution in Arkansas. The Cancer Institute was founded as the Arkansas Cancer Research Center in 1984 and renamed to honor the late lieutenant governor of Arkansas in 2007. A 12-floor expansion was completed in 2010. The number of patient visits to the Cancer Institute has tripled in the past 10 years, and today one-third of the revenue generated by UAMS is from Cancer Institute patient care.

The Myeloma Institute at UAMS is part of the Cancer Institute and has performed more blood stem cell transplants for myeloma than any other facility, and sees more patients with myeloma and related diseases per year than any other institution in the world. Seventy percent of these patients are from outside of Arkansas, coming to UAMS from all over the United States and from abroad. On any given day, there are about 320 myeloma patients staying in Little Rock for diagnosis and treatment.

The Harvey & Bernice Jones Eye Institute was founded in 1994 and houses the Department of Ophthalmology and the

Pat & Willard Walker Eye Research Center. Through a nationwide network, the Eye Bank provides the gift of sight to more than 500 patients each year. Ophthalmologists at the Eye Institute are responsible for approximately 30,000 outpatient clinic visits and in excess of 1,000 surgical procedures annually.

## UNIVERSITY OF ARKANSAS FOR MEDICAL SCIENCES

### Dr. Dan Rahn, Chancellor

---

The UAMS Psychiatric Research Institute is one of only nine institutions in the country to combine psychiatric research and education with inpatient and outpatient care and is one of the most innovative psychiatric treatment and research facilities in the nation.

The Jackson T. Stephens Spine & Neurosciences Institute at UAMS is a center for research, education and clinical care related to the spine and features an expansive physical therapy room with special equipment that can measure minute improvements in patients' progress and a wheelchair-accessible swimming pool designed for water therapy.

The Donald W. Reynolds Institute on Aging, home to the UAMS Department of Geriatrics, is one of the most recognized geriatric centers in the nation. The department was established in 1997 and by 2003 was listed in the top 10 geriatrics programs in medical schools by *U.S. News and World Report*.

The Translational Research Institute's purpose is to enhance capacity in clinical and translational research at UAMS

Today UAMS has outreach programs operating in every county of the state, including eight regional centers, eight Centers on Aging and one of the most successful Head Start programs in the nation.

UAMS is where medicine – and excellence – live.

### **Requests for Personal Services and Legislative Appropriations**

As the medical sciences campus of the University of Arkansas System, the responsibility of UAMS is to act in the best interests of the public by educating and training health professionals for the future, conducting research, and translating its findings into improvements in health approaches and excellent patient care. UAMS' specific goal for patients is to assure that the highest quality of care is provided and that it is received in a way that effectively manages costs. As UAMS strives to continue meeting that goal in a changing health care environment, there are academic challenges that the colleges face in providing the most current curriculum and opportunities to students and staff that will prepare graduates for the healthcare careers they seek and keep educators/practitioners informed of the most recent developments. Healthcare can rapidly advance in technological ways and can quickly change through research findings that can occur at any time.

To support the collaborative efforts of UAMS and its colleges and hospital in providing consistent quality of programs to meet students' needs and ensure that educational programming remains pertinent to the changing healthcare

## UNIVERSITY OF ARKANSAS FOR MEDICAL SCIENCES

### Dr. Dan Rahn, Chancellor

---

environment from both state and global perspectives, requests have been made to establish the positions of provost, associate provost and assistant provost. The provost represents the institution's academic mission to the University of Arkansas Board of Trustees, ADHE, state government and external agencies and constituents. The provost reports to the chancellor and is the chief academic officer of the university, providing strategic leadership for all academic areas to reflect the mission of the institution. The provost is a member of the executive leadership team, can serve as the interim chancellor in his/her absence and serves on the Chancellor's Cabinet and the Chancellor Executive Committee. The provost is an advocate for all academic programs in the colleges and the graduate school. The associate provost and assistant provost support the provost and the UAMS mission through strategic leadership.

Change is also occurring within the academic mission of UAMS. The institution has been supported in efforts to provide new programs and services in various colleges. The University of Arkansas for Medical Sciences Center for Dental Education is a part of the continued development of dental education. Also, work has begun on the UAMS Northwest campus to enhance the internal medicine program. Funding has been provided to create a doctorate of physical therapy and a fellowship in sports medicine. The regional program in north central Arkansas is planning a family medicine residency as well, while the main campus continues to develop and expand programs related to sickle cell disease, umbilical cord blood, diabetes and obesity. As health needs are presented, UAMS faculty and administrative teams establish the best programs with which to deal with them. Academic support for their future development and administrators responsible for these programs are needed. Therefore, requests have been made to add associate vice chancellor, assistant vice chancellor, departmental manager, faculty and administrative support positions for the biennium. Where clinic services are also to be added, the medical services and educational support pools have been enhanced.

Establishment of a director of talent management with campus scope of duty to support UAMS' patient & family-centered focus and other skill sets at UAMS is requested. This director is responsible for advancing the institution's capability to enhance individual, group and organizational potential into excellent performance by providing direction and support for the design and implementation of an integrated talent and learning strategy, including, but not limited to, staffing and recruiting processes, performance management systems, career development systems, incentive compensation plans and learning solutions that balance the needs of UAMS and individuals.

Due to increasing complexity of health care, UAMS has seen retention and recruiting for the nurse anesthetist to be very difficult. Our current LIM makes it difficult to recruit for these positions and results in the only request for change in salary level for 2015-2017.

## UNIVERSITY OF ARKANSAS FOR MEDICAL SCIENCES

### Dr. Dan Rahn, Chancellor

---

Changes in classified titles have occurred through crossgrade/downgrade requests as needs have arisen. No additional classified positions have been requested for the biennium.

So, although new titles have been requested and a modest change made in others, the re-alignment of positions into pools and decreases in some titles leaves no additional positions requested. The appropriated number remains at the 2013-2015 level in both non-classified and classified titles.

Through the Performance Excellence Program, business process improvement strategies from the Lean Six Sigma philosophies have been applied to reduce waste in effort and in resources.

The UAMS request for legislative appropriations reflects the planned approach and focus of the 5-Year Plan regarding programs expansions and its goals. There is a sense of optimism as efforts are being made to work together within divisions and to reach out through collaborations so we may achieve excellence in new areas as well as established programs. For the 2015-17 biennium, requests focus on these proposals:

- Center for Dental Education – Postgraduate Programs

A study on the future of dental education in the state of Arkansas showed that relying on other states to provide such education for Arkansas students was failing to create the total workforce required for Arkansas. The need for a program of dental education at the University of Arkansas for Medical Sciences became apparent. Partially supported by grants from the Arkansas Department of Health and Delta Dental of Arkansas, the Center for Dental Education was initiated, reporting directly to the chancellor. In FY13, UAMS provided funding to expand the center by establishing a dental clinic within the UAMS Medical Center that provides oral health services to patients seeking dental care at UAMS, but, is also the organizational component that develops dental education by serving as a teaching facility for dental students and dental residents. The dental clinic opened in 2012.

National studies, as well as studies by UAMS, indicate that an Arkansas dental workforce shortage exists

now and will worsen in the next 10 years. Arkansas must act to deal with this growing problem. The Center for Dental Education (CDE) has initiated the application for accreditation of a General Practice Residency (GPR) program. The postgraduate program length is one year with an option for a second year. In the first year of the program, the center will sponsor an initial complement of two residents and plans to host a full

## UNIVERSITY OF ARKANSAS FOR MEDICAL SCIENCES

### Dr. Dan Rahn, Chancellor

---

complement of six residents by the second year. In November 2013, the CDE employed Dr. Niki Carter as the GPR program director in a part-time (40%) capacity. An increase in Dr. Carter's commitment to the program as the site visit nears raised her effort to 60% on July 1, 2014. Upon completion of the site visit, the program will initiate recruitment for the first class of two residents. They will begin training the following July 1. Additionally, after the GPR site visit, the Center for Dental Education will begin to lay the initial foundation of an Oral and Maxillofacial Residency Program. Initially, the GPR will accept four to six dental residents, which will require additional dental assistants and part-time dentist faculty. The target goal for the commencement of training for this class of residents is July 1, 2017.

- **Physician Assistant Program**

The College of Health Professions (CHP) of the University of Arkansas for Medical Sciences has begun the process of implementing a 28-month education program leading to a Master of Physician Assistant Studies. Physician Assistants (PA) are academically and clinically prepared to practice medicine with the direction and responsible supervision of a doctor of medicine or osteopathy. The physician-PA team relationship is fundamental to the PA profession and enhances the delivery of high quality health care. Graduates of this program will work, with supervising physicians to improve the accessibility and delivery of primary care to the people of Arkansas and to improve the overall delivery of health care to Arkansans through increased efficiencies and effectiveness.

- **Primary Care Nurse Practitioner Expansion**

As the only academic health science center in the state and with the only non-formula funded Family Nurse Practitioner program in the state, University of Arkansas for Medical Sciences (UAMS) is committed to the education of Family Nurse Practitioners to help fill the primary care provider shortage that exists in some fashion today and is predicted by healthcare experts to only increase with time. Family Nurse Practitioners are advanced practice nurses educated at the master's level, who provide primary health care to individuals

of all ages with acute illnesses, such as bronchitis or headache, and chronic illnesses, such as diabetes,

high blood pressure, and obesity. They also provide preventive health services, patient education, disease management, and illness prevention. The Health Resources and Services Administration (HRSA) supports the contribution of family nurse practitioners as key to providing health care to underserved populations residing in both urban and rural settings. Every family nurse practitioner added to the workforce would add



**UNIVERSITY OF ARKANSAS FOR MEDICAL SCIENCES**  
**Dr. Dan Rahn, Chancellor**

---

an estimated 5,875 primary care visits per year.

**Patient Centered Medical Home**

Because of its focus on improving health outcomes while reducing the cost of care, the Patient Centered Medical Home (PCMH) model of care has continued to gain wide spread national and regional momentum and recognition by health care executives, political leaders, and medical societies. This is evident by the fact that in January 2014, Arkansas Medicaid launched its version of the PCMH program. One of the core strategic initiatives for Regional Programs is to incorporate the Patient Centered Medical Home (PCMH) concepts and practices as the new model of care delivery. This new care delivery model has its focus on improving outcomes while at the same time reducing costs of care. Under this new care delivery model, significant changes are required to our current system. Increasing access for patients, establishing systems for managing patients that have been diagnosed with a chronic disease, and creating a system to meet reporting requirements for tracking patient outcomes are all parts of required changes. In order to meet the PCMH requirements from an IT infrastructure perspective, funds were needed to be invested in upgrading our electronic health record systems by purchasing additional modules, such as e-prescribing, patient portal, and secure messaging components. In addition, a disease registry, which will be used to manage patients diagnosed with a chronic disease, needs to be purchased. We also were awarded a grant from HRSA to design and implement a curriculum for teaching family medicine residents the PCMH core objectives and requirements.

The process of transforming these Family Medicine Clinics into PCMH clinics was made possible by funding received from two federal sources “HRSA” and the “CMS CPCI Innovation Project. The initial investment covered the IT infrastructure and operational costs associated with developing care teams and implementing the IT tools to support this new care delivery model. The funding for these projects will end in June 2015 and September 2016 respectively.

Securing bridge funding in the form of State Funds will allow these Regional Clinics to continue building upon, developing and advancing the models of care used for training future Family Physicians. They will

become highly competent and skilled in managing the quality of patients’ care while lowering the cost for the overall healthcare system.

- Expand Primary Care Residency Training Program in Northwest Arkansas  
A needs analysis of Northwest Arkansas hospitals in 2009 identified Internal Medicine as an under-

**UNIVERSITY OF ARKANSAS FOR MEDICAL SCIENCES**  
**Dr. Dan Rahn, Chancellor**

---

represented specialty and greatly in demand. Simultaneously, there is a nationwide shortage of residency positions for all medical school graduates to receive their advanced clinical training. However, funding mechanisms for graduate medical education costs, tied to CMS, do not begin until after residents begin training and the program is mature and accredited. Support is needed until such time as the program can be self-funded through service contracts with area healthcare entities. The requested enhancement is to fund the creation of a new community-based internal medicine primary care residency program in Northwest Arkansas, administered by the UAMS Northwest campus. Funding will allow the hiring of a program director and core faculty who will provide the necessary oversight and training. The residency will admit 8 candidates each year and, when fully matured, will graduate 8 new primary care internal medicine trained physicians each year to meet the growing need for primary care physicians in the state.

Now firmly established, UAMS Northwest is uniquely poised to develop this new Internal Medicine Primary Care Residency Training program

- **Enhancement of Center for Health Literacy**

As part of the implementation of the Patient-Centered Medical Home (PCMH) care delivery system, a program in Health Literacy was established as an educational training program in the Regional Programs health clinics. Its mission is to improve the health literacy of individuals, providers, systems, and communities at local, state, and national levels to improve health outcomes and population health. To achieve this mission, the Center for Health Literacy's objectives are focused on addressing health literacy in the clinical setting and introduce evidence-based techniques and tools to improve patient/provider communication and understanding. Health professionals will be taught to recognize the importance of adopting health literacy practices for all patients and families and recognize the impact health literacy has on quality health outcomes. Best practices on communication with patients and families will be a key component. Health Literacy issues are an important core component of the PCMH in order to empower patients to make informed decisions about their health and health care.

- **Enterprise Data Warehouse**

Several initiatives to support the existing, but underdeveloped efforts in programmatic research have been proposed. by each college that share the institutional objectives to someday possess the ability to quickly translate research into medical practice and position itself as a leader in improving health care of Arkansans

## UNIVERSITY OF ARKANSAS FOR MEDICAL SCIENCES

### Dr. Dan Rahn, Chancellor

---

and across the nation. For example, the College of Health Professions program to establish a Cancer-prevention Research Unit and Ph.D. has as a base the collaboration with research and clinical efforts in the Winthrop P. Rockefeller Cancer Institute at UAMS. Thus, the college will contribute to cancer research efforts and provide leadership in clinical nutrition for cancer patients. To do so requires the enhancement of extramural funding levels and capacity in clinical and translational research in various ways, one of which is the development of a research data warehouse. For a number of years, numerous, transformative efforts have been undertaken to install software applications that have placed UAMS among the elite institutions in the nation with respect to information technology usage in accomplishing mission objectives. UAMS has numerous software applications to accomplish various functions in support of its mission. The goal is to accelerate the pace at which we innovate within the patient care, education, research, and service of the campus and transform the modern academic medical enterprise process of (1) discovering new therapies for human disease and (2) moving those discoveries into routine clinical practice. A system that manages data obtained through campus wide efforts and beyond and provides easy access of it for use by multiple entities, is an asset in achieving the goals of TRI and other campus initiatives. If successful, students and faculty members who want to become engaged in research can create interdisciplinary programs that will train the next generation of health sciences researchers.

- Bridge Funding for Clinical and Translational Research

The UAMS Translational Research Institute (TRI) was established in 2009 as a result of an NIH Clinical & Translational Science Award (CTSA) received from the National Institutes of Health. The overarching goal is to increase the pace and efficiency of scientific discoveries from the research lab to the community. TRI is a campus-wide resource and coordinating division on campus for efforts in conducting clinical and translational research at

UAMS and its two primary partner institutions, Arkansas Children's Hospital Research Institute (ACHRI) and the Central Arkansas Veterans Healthcare System (CAVHS). Clinical and translational research involves maximizing health care delivery to patients and communities and improving the health of Arkansans by implementing new medical discoveries. TRI has doubled the number of supported investigators to more than 350. It has expanded

beyond Arkansas to include investigators from highly regarded institutions across the United States. It also has formed a partnership with the National Center for a Toxicological Research (NCTR), a component of the U.S. Food and Drug Administration (FDA), headquartered in Jefferson, Arkansas that will focus on modernizing regulatory sciences with the intent to speed safe products to market and reduce post-marketing failure, increase the understanding of toxicity of nanotechnology-based products, promote education at the graduate level and to the

**UNIVERSITY OF ARKANSAS FOR MEDICAL SCIENCES**  
**Dr. Dan Rahn, Chancellor**

---

public, and increase the knowledge base available for excellence and greater productivity in these areas. The four key areas of translational research on the UAMS campus are 1) research grants for commercialization of new scientific discoveries, 2) research awards to examine the effect of telehealth on the delivery of healthcare around the state, 3) accelerate the “uptake” of new scientific information into the practice of medicine in Arkansas, and 4) research training grants for physicians (KL2 Scholar program). TRI is proposing infrastructure additions that are needed for establishing a phase I clinical trial unit, increasing the number of funded MD/PhD KL2 scholars to enhance the research training environment, funding post doctorate fellowships specifically targeted for minority students, enhancing evaluation of outcomes by supporting additional comparative outcomes research, housing a Center for Personalized Medicine within the Translational Research Institute and using technology for analysis of outcomes through software and staff. The CTSA expired March 31, 2014, and we cannot apply for continued funding until the NIH release of new funding guidelines. While waiting for this new funding opportunity, there is a critical need to continue building the infrastructure of TRI. This is vital to assuring that clinical and translational research remains a core of the UAMS research mission and to the development of the next generation of research scientists. The requested ‘bridge’ funding will aid in the critical effort to obtain the renewed award.

- Achieve National Cancer Institute Designation

The Winthrop P. Rockefeller Cancer Institute within UAMS has requested funds that would support the establishment of standards necessary to seek designation as a National Cancer Institute (NCI) Cancer Center. The NCI-designated centers are the centerpiece of the nation's effort to reduce morbidity and mortality from cancer. With this designation, the institute would establish the scientific infrastructure and research programs necessary to develop more effective approaches to prevention, diagnosis, and therapy of cancer. These Centers are funded through the P30 Cancer Center Support Grant. P30 awards fund formal research programs that foster interactions between basic laboratory, clinical, and population scientists, provide investigators access to shared services and technologies necessary to their research efforts, as well as other scientific infrastructure crucial for success. Because the number of these grants are limited and highly sought after across the nation, requests from eligible institutions are subjected to a highly competitive peer review process that evaluates and ranks applications according to their merit. A favorable factor is the

establishment of a high quality infrastructure and, thus, is necessary to submit a competitive grant request to NCI.

UAMS’s Cancer Institute requests funds to support the establishment of the infrastructure needed to improve its effort in obtaining the prestigious and advantageous NCI status.

**UNIVERSITY OF ARKANSAS FOR MEDICAL SCIENCES**  
**Dr. Dan Rahn, Chancellor**

---

- **Allogeneic Bone Marrow Transplant Program**

The Winthrop P. Rockefeller Cancer Institute at UAMS has developed a multidisciplinary program that serves 4,500 new patients per year. It includes hematologists, medical oncologists, surgeons and radiation oncologists who can be credited for the outstanding autologous bone marrow transplant program currently at UAMS. This transplant method is one in which the patient's own stem cells are used for the transplant. However, Arkansas does not have an accredited allogeneic transplant program for patients requiring the use of stem-cells donated from another individual. Allogeneic transplants are more complex than autologous transplants due to the matching process, threat of rejection by the body, and a possible fatal problem called graft-versus-host-disease which is caused by the transplanted marrow and immune system attacking the patients. Both the matching process and the graft-versus-host-disease require a team of highly trained and experienced health care providers in order to achieve the highest level of success. The funds sought in this proposal would support such a clinical team and help to build a comprehensive Allogeneic Bone Marrow Transplant Program housed at UAMS Medical Center and the Cancer Institute. Clinical research support, core laboratories, stem-cell collection and storage facilities, as well as strong hematology pathology services, are already established and located on the campus and will be made available to the program.

- **Umbilical Cord Blood Program**

In March 2007, state legislators unanimously approved the Newborn Umbilical Cord Initiative Act. This Act allowed for the establishment of the Cord Blood Bank of Arkansas (CBBA), setting Arkansas on the front edge of medical and research development. The CBBA serves Arkansas by providing the collection and storage of cells from umbilical cord blood following the birth of healthy children. The CBBA sends all cord blood received to our partner facility in Florida for processing, after which private units are returned for storage by CBBA. The public units will remain with our contract partner until we receive FDA accreditation for public banking. The request for program enhancement will allow the CBBA to sustain and attain financial independence by allowing for the qualified staff required to achieve accreditation and, thus, removing the necessity of out-of-state processing and related transportation costs.

- **Expand the Adult Sickle Cell Anemia Clinical Program to Meet Directives**

Act 209 of 2011 created the Adult Sickle Cell Clinic of the University of Arkansas for Medical Sciences with specific directives for how the clinic shall serve the needs of adults in Arkansas with sickle cell anemia. The program is to provide 1) comprehensive clinical treatment and care plans for patients, 2) the creation of a patient registry to track and measure the effectiveness of the clinic, 3) training programs and case

**UNIVERSITY OF ARKANSAS FOR MEDICAL SCIENCES**  
**Dr. Dan Rahn, Chancellor**

---

consultation for healthcare providers/students, 4) a 24/7 telephone call line for physicians or patients, 5) a social worker to assist patients and their families and 6) a grassroots community coordinator to connect the clinic to other health care providers. With pilot funding from Medicaid, the Minority Health Commission and the State Legislature, UAMS was able to successfully launch the Adult Sickle Cell Clinical Program in January, 2014, but, in order to fulfill all the stipulations of Act 209, UAMS must add staffing and expand operations of the current Adult Sickle Cell Anemia Program. Enhancement of funding to do so is requested.

- **Diabetes and Obesity Center**

Diabetes has reached epidemic proportions in Arkansas, the prevalence of which has been at or above the national average for the past 10 years. An estimated quarter-million Arkansans have diabetes, with approximately one-third of them having not yet been diagnosed. It has been shown that the prevalence of diabetes increases with age. Therefore, the aging of the State's population is expected to contribute to an increasingly urgent challenge for the health care systems in Arkansas. There is great potential for establishing a major academic program to address an area of high priority for the state. Development of this center is essential and will establish UAMS as a leader in the state's efforts to combat this growing health concern.

**INSTITUTION APPROPRIATION SUMMARY  
2015-17 BIENNIUM**

INSTITUTION UNIVERSITY OF ARKANSAS FOR MEDICAL SCIENCES

	APPROPRIATION	HISTORICAL DATA						INSTITUTION REQUEST & AHECB RECOMMENDATION							
		2013-2014		2014-2015		2014-2015		2015-2016				2016-2017			
		ACTUAL	POS	BUDGETED	POS	AUTHORIZED	POS	INST REQUEST	POS	AHECB REC	POS	INST REQUEST	POS	AHECB REC	POS
1	STATE TREASURY UAMS State Appropriation - Operations	102,560,481		95,152,081		151,407,277		103,472,553		103,472,553		107,484,258		107,484,258	
2	STATE TREASURY UAMS State Appropriation - Healthcare Initiative	7,100,000		7,100,000		7,100,000		7,100,000		7,100,000		7,100,000		7,100,000	
3	STATE TREASURY UAMS State Appropriation - Psychiatric Research Inst & Dept of Pediatrics	1,950,000		1,950,000		1,994,850		2,008,500		2,008,500		2,068,755		2,068,755	
4	STATE TREASURY UAMS State Appropriation - Colorectal Cancer Screening & Research	0		0		5,000,000		5,000,000		5,000,000		5,000,000		5,000,000	
5	STATE TREASURY UAMS State Appropriation - Newborn Umbilical Cord Blood Program	150,000		150,000		250,000		250,000		250,000		250,000		250,000	
6	STATE TREASURY UAMS State Appropriation - Adult Sickle Cell Disease Program	0		0		379,993		379,993		379,993		379,993		379,993	
7	STATE TREASURY UAMS State Appropriation - Child Abuse & Neglect Programs	1,803,774		1,865,588		5,000,000		4,996,940		4,996,940		5,041,918		5,041,918	
8	STATE TREASURY Medical Loans & Scholarships	325,076		350,000		450,000		450,000		450,000		450,000		450,000	
9	STATE TREASURY Nursing Loans & Scholarships	200,000		300,000		300,000		300,000		300,000		300,000		300,000	
10	STATE TREASURY Poison & Drug Information Center and Disease Management	299,959		299,959		299,959		299,959		299,959		299,959		299,959	
11	STATE TREASURY Poison & Drug Information Center	0		0		400,000		400,000		400,000		400,000		400,000	
12	STATE TREASURY Arkansas Center for Health Improvement	0		500,000		500,000		500,000		500,000		500,000		500,000	
13	STATE TREASURY Breast Cancer Research	858,316		915,000		1,194,216		1,194,216		1,194,216		1,194,216		1,194,216	
14	STATE TREASURY Breast Cancer Research - Susan G. Komen	196,344		195,000		500,000		500,000		500,000		500,000		500,000	
15	STATE TREASURY Newborn Umbilical Cord Blood Initiative	153,669		155,000		546,000		546,000		546,000		546,000		546,000	
16	STATE TREASURY Domestic Violence Shelter Programs & Grants	923,426		720,335		7,150,000		7,150,000		7,150,000		7,150,000		7,150,000	
17	STATE TREASURY Tobacco Funding: Institute on Aging	1,464,375		1,856,193		2,320,796		2,320,796		2,320,796		2,320,796		2,320,796	
18	STATE TREASURY Tobacco Funding: College of Public Health	2,490,426		2,321,000		3,195,946		3,195,946		3,195,946		3,195,946		3,195,946	
19	STATE TREASURY Tobacco Funding: Arkansas Biosciences	3,558,604		5,236,352		6,180,957		6,180,957		6,180,957		6,180,957		6,180,957	
20	STATE TREASURY Tobacco Funding: Delta AHEC	1,598,312		1,621,881		2,235,565		2,235,565		2,235,565		2,235,565		2,235,565	
21	CASH UAMS State Appropriation	1,164,337,727		1,905,405,000		1,905,405,000		1,905,405,000		1,905,405,000		1,905,405,000		1,905,405,000	
22	CASH Pharmacy Student Loans	0		50,000		550,000		550,000		550,000		550,000		550,000	
23	<b>TOTAL</b>	<b>1,289,970,489</b>	<b>9.233</b>	<b>2,026,143,389</b>	<b>9.245</b>	<b>2,102,445,790</b>	<b>11.628</b>	<b>2,054,436,425</b>	<b>11.628</b>	<b>2,054,436,425</b>	<b>11.628</b>	<b>2,058,553,363</b>	<b>0</b>	<b>2,058,553,363</b>	<b>0</b>
24	<b>FUNDING SOURCES</b>		<b>%</b>		<b>%</b>				<b>%</b>		<b>%</b>		<b>%</b>		<b>%</b>
25	PRIOR YEAR FUND BALANCE*	30,311	0.002%	1,096,755	0.054%			0	0%	0	0%	0	0%	0	0%
26	GENERAL REVENUE - INCLUDES CARDVC, CHILD SAFETY, PED & PRI REVENUE	97,462,249	7.549%	89,862,249	4.435%			96,362,862	4.690%	96,362,862	4.690%	100,314,726	4.883%	100,314,726	4.883%
27	INDIGENT CARE APPROPRIATION	5,342,181	0.414%	5,342,181	0.264%			5,503,422	0.268%	5,503,422	0.268%	5,668,496	0.276%	5,668,496	0.276%
28	EDUCATIONAL EXCELLENCE TRUST FUND	9,113,523	0.706%	9,331,813	0.461%			9,331,813	0.454%	9,331,813	0.454%	9,331,813	0.454%	9,331,813	0.454%
29	EDUC EXCEL TRUST - INDIGENT CARE	226,780	0.018%	232,212	0.011%			232,212	0.011%	232,212	0.011%	232,212	0.011%	232,212	0.011%
30	CASH FUNDS	1,072,055,928	83.036%	1,813,955,000	89.527%			1,737,955,000	84.595%	1,737,955,000	84.595%	1,737,955,000	84.595%	1,737,955,000	84.595%
31	FEDERAL FUNDS	92,281,799	7.148%	91,500,000	4.516%			168,000,000	8.177%	168,000,000	8.177%	168,000,000	8.177%	168,000,000	8.177%
32	TOBACCO SETTLEMENT FUNDS	10,208,472	0.791%	9,938,671	0.491%			13,933,264	0.678%	13,933,264	0.678%	13,933,264	0.678%	13,933,264	0.678%
33	OTHER FUNDS (BAIL BONDS)	564,749	0.044%	362,170	0.018%			0	0%	0	0%	0	0%	0	0%
34	OTHER FUNDS	3,781,252	0.293%	4,522,338	0.223%			23,117,852	1.125%	23,117,852	1.125%	23,117,852	1.125%	23,117,852	1.125%
35	<b>TOTAL INCOME</b>	<b>1,291,067,244</b>	<b>100%</b>	<b>2,026,143,389</b>	<b>100%</b>			<b>2,054,436,425</b>	<b>100%</b>	<b>2,054,436,425</b>	<b>100%</b>	<b>2,058,553,363</b>	<b>100%</b>	<b>2,058,553,363</b>	<b>100%</b>
36	EXCESS (FUNDING)/APPROPRIATION	(1,096,755)		0				0		0		0		0	

UNRESTRICTED EDUCATIONAL & GENERAL FUND BALANCE AS OF JUNE 30, 2014:	\$237,347,371
LESS RESERVES FOR:	
ACCOUNTS RECEIVABLE	\$159,027,986
INVENTORIES	\$20,534,196
YEAR-END ENCUMBRANCES NOT YET RECORDED AS LIABILITIES	
INSURANCE DEDUCTIBLES	
MAJOR CRITICAL SYSTEMS FAILURES	
60 DAYS OF SALARIES & BENEFITS (CASH FLOW PURPOSES)	\$126,382,000
RESERVE FOR SPECIFIC ITEM (SOFTWARE, EQUIPMENT, ETC.)	
OTHER (FOOTNOTE BELOW)	
UNRESERVED EDUCATIONAL & GENERAL FUND BALANCE	(\$68,596,811)

\*Line 25 Prior Year Fund Balance includes only the portion of the fund balance needed to balance that fiscal year's budget.

**SUMMARY OF UNRESTRICTED EDUCATIONAL AND GENERAL CURRENT FUND EXPENDITURES AND INCOME  
AND AHECB GENERAL REVENUE RECOMMENDATIONS  
FOR THE 2015-2016 BIENNIUM (Non-Formula Entities)**

UNIVERSITY OF ARKANSAS FOR MEDICAL SCIENCES

NAME OF INSTITUTION

EXPENDITURE CATEGORIES	2013-2014 ACTUAL	2014-2015 BUDGETED *	2015-17 FISCAL YEAR INSTITUTIONAL REQUESTS / AHECB RECOMMENDATIONS			
			2015-2016		2016-2017	
			REQUEST	RECOMMENDATION	REQUEST	RECOMMENDATION
1 College of Medicine	438,572,969	439,340,737	447,816,589	447,816,589	450,370,748	450,370,748
2 College of Nursing	7,757,501	8,572,637	8,738,022	8,738,022	8,787,860	8,787,860
3 College of Pharmacy	14,611,240	13,959,152	14,228,455	14,228,455	14,309,608	14,309,608
4 College of Health Professions	10,421,957	11,640,642	11,865,215	11,865,215	11,932,890	11,932,890
5 College of Public Health	6,616,797	5,550,720	5,657,805	5,657,805	5,690,075	5,690,075
6 Graduate School	958,456	2,394,572	2,440,769	2,440,769	2,454,690	2,454,690
7 Institutional Support	(28,093,046)	(29,370,472)	(29,370,472)	(29,370,472)	(29,370,472)	(29,370,472)
8 Chancellor	4,267,127	3,537,047	3,605,284	3,605,284	3,625,847	3,625,847
9 Center for Health Improvement	4,828,048	4,989,911	5,086,177	5,086,177	5,115,187	5,115,187
10 Academic Affairs	10,288,145	11,530,420	11,752,868	11,752,868	11,819,901	11,819,901
11 Finance	13,762,426	13,001,607	13,252,437	13,252,437	13,328,023	13,328,023
12 Administration & Government Affairs	0	0	0	0	0	0
13 Campus Operations	22,904,647	23,395,570	23,846,922	23,846,922	23,982,935	23,982,935
14 Communications	5,688,646	5,755,784	5,866,826	5,866,826	5,900,288	5,900,288
15 Institutional Advancement	2,685,100	2,858,811	2,913,964	2,913,964	2,930,584	2,930,584
16 Diversity Affairs	748,153	3,090,899	3,150,529	3,150,529	3,168,499	3,168,499
17 Institutional Compliance	2,654,566	4,949,626	5,045,115	5,045,115	5,073,890	5,073,890
18 Research	4,265,714	815,167	830,893	830,893	835,632	835,632
19 Information Technology	24,733,899	31,674,673	32,285,747	32,285,747	32,469,892	32,469,892
20 Hospital & Clinical Programs	566,921,535	567,617,798	567,617,798	567,617,798	567,617,798	567,617,798
21 Regional Programs	59,045,840	56,109,525	57,192,002	57,192,002	57,518,201	57,518,201
22 NW Arkansas Campus	5,983,091	4,677,034	4,767,264	4,767,264	4,794,455	4,794,455
23 Biosciences Institute	250,000	250,000	254,823	254,823	256,276	256,276
24 Jones Eye Institute	528,471	2,019,412	2,058,371	2,058,371	2,070,111	2,070,111
25 Myeloma Institute	9,042,043	16,345,403	16,660,741	16,660,741	16,755,767	16,755,767
26 Psychiatric Research Institute	24,917,636	24,417,603	24,888,673	24,888,673	25,030,627	25,030,627
27 Reynolds Institute on Aging	1,026,196	1,260,159	1,284,470	1,284,470	1,291,796	1,291,796
28 Rockefeller Cancer Institute	9,337,841	9,163,668	9,340,455	9,340,455	9,393,729	9,393,729
29 Stephens Spine/Neurology Institute	365,228	506,920	516,700	516,700	519,647	519,647
30 Radiation Oncology	4,942,939	4,281,371	4,363,968	4,363,968	4,388,858	4,388,858
31 Translational Research Institute	1,101,559	2,065,023	2,104,862	2,104,862	2,116,867	2,116,867
32						
33 MANDATORY TRANSFERS	23,659,149	23,625,658	23,625,658	23,625,658	23,625,658	23,625,658
34 AUXILIARY TRANSFERS	0	0				
35 NON-MANDATORY TRANSFERS	(71,548,673)	(73,375,681)	(73,375,681)	(73,375,681)	(73,375,681)	(73,375,681)
36 TOTAL UNREST. E&G EXP.	\$1,183,245,200	\$1,196,651,396	1,210,313,250	\$1,210,313,250	\$1,214,430,187	\$1,214,430,187
37 NET LOCAL INCOME	1,067,229,057	1,089,456,941	1,098,882,941	1,098,882,941	1,098,882,940	1,098,882,940
38 PRIOR YEAR BALANCE***						
39 GENERAL REVENUE INCLUDES:						
40 CARDVC, CHILD SAFETY, PED & PRI	97,462,249	89,862,249	96,362,862	96,362,862	100,314,726	100,314,726
41 INDIGENT CARE	5,342,181	5,342,181	5,503,422	5,503,422	5,668,496	5,668,496
42 EDUCATIONAL EXCELLENCE	9,113,523	9,331,813	9,331,813	9,331,813	9,331,813	9,331,813
43 EDUCATIONAL EXCELLENCE - IC	226,780	232,212	232,212	232,212	232,212	232,212
44 WORKFORCE 2000						
45 TOBACCO SETTLEMENT FUNDS						
46 OTHER STATE FUNDS ****	3,462,094	2,426,000				
47 OTHER STATE FUNDS *****	409,316					
48 TOTAL SOURCES OF INCOME	\$1,183,245,200	\$1,196,651,396	\$1,210,313,250	\$1,210,313,250	\$1,214,430,187	\$1,214,430,187

FORM 15-2 Nonformula

\* The amounts for Revenue Stabilization Act, Educational Excellence Trust Fund, and Workforce 2000 are based on the DF&A forecast.

\*\* Funds received for operating purposes from state appropriations other than RSA, EETF, and WF2000 (e.g. General Improvement) should be reported on Line 46 & 47 "Other State Funds" and identified in a footnote.

\*\*\*Line 38 Prior Year Fund Balance includes only the portion of the fund balance needed to balance that fiscal year's budget.

NOTE: Line 46 OTHER STATE FUNDS - Mixed Drink Tax \$2,897,345; Bail Bonds \$564,749.

NOTE: Line 47 OTHER STATE FUNDS - M&R \$109,357; support for Disease State Mgt/Poison & Drug Control \$299,959.



**APPROPRIATION ACT FORM - STATE TREASURY  
2015-2017 BIENNIUM**

FUND CCA0000

INSTITUTION UNIVERSITY OF ARKANSAS FOR MEDICAL SCIENCES

APPROPRIATION

429

UAMS STATE APPROPRIATION - OPERATIONS

	DESCRIPTION	ACTUAL 2013-2014	BUDGETED 2014-2015	AUTHORIZED APPROPRIATION 2014-2015	INSTITUTIONAL REQUEST / AHECB RECOMMENDATION		LEGISLATIVE RECOMMENDATION	
					2015-2016	2016-2017	2015-2016	2016-2017
1	REGULAR SALARIES	89,035,276	77,576,590	128,156,797	84,532,439	88,031,598		
2	EXTRA HELP WAGES							
3	OVERTIME							
4	PERSONAL SERVICES MATCHING	2,040,315	7,312,250	12,928,062	8,515,632	8,883,104		
5	OPERATING EXPENSES							
6	CONFERENCE FEES & TRAVEL							
7	PROFESSIONAL FEES AND SERVICES							
8	M&R EXPENSES	109,357						
9	FUNDED DEPRECIATION	1,130,663	1,192,465	1,192,465	1,192,465	1,192,465		
10	TEXARKANA AHEC	253,300	261,472	261,472	261,472	261,472		
11	POISON & DRUG INFO CENTER	802,116	827,993	827,993	827,993	827,993		
12	ADDITIONAL AHEC SUPPORT	2,331,696	2,406,918	2,406,918	2,406,918	2,406,918		
13	GRANTS/AID (ACH & INDIGENT CARE)	5,568,961	5,574,393	5,633,570	5,735,634	5,880,708		
14	CLAIMS	1,100,000						
15	WORKERS COMP/SURETY PREMIUM	188,215						
16	CLAIMS COMMISSION	582						
17	TOTAL APPROPRIATION	\$102,560,481	\$95,152,081	\$151,407,277	\$103,472,553	\$107,484,258	\$0	\$0
18	PRIOR YEAR FUND BALANCE*	30,311						
19	GENERAL REVENUE	86,806,661	79,206,661		85,505,106	89,351,737		
20	INDIGENT CARE APPROPRIATION	5,342,181	5,342,181		5,503,422	5,668,496		
21	EDUC EXCELLENCE TRUST FUND	9,113,523	9,331,813		9,331,813	9,331,813		
22	EDUC EXCEL TRUST - INDIGENT CARE	226,780	232,212		232,212	232,212		
23	SPECIAL REVENUES** [WF2000]							
24	FEDERAL FUNDS IN STATE TREASURY							
25	TOBACCO SETTLEMENT FUNDS							
26	OTHER STATE TREASURY FUNDS	1,041,025	1,039,214		2,900,000	2,900,000		
27	TOTAL INCOME	\$102,560,481	\$95,152,081		\$103,472,553	\$107,484,258	\$0	\$0
28	EXCESS (FUNDING)/APPROPRIATION	\$0	\$0		\$0	\$0	\$0	\$0

\*Line 18 Prior Year Fund Balance includes only the portion of the fund balance needed to balance that fiscal year's budget.

FORM 15-3

\*\* Report WF2000 funds on line 23 - "Special Revenues".

NOTE: OTHER STATE TREASURY FUNDS - Mixed Drink Revenue (CCA0200) less transfer to ACH.

**APPROPRIATION ACT FORM - STATE TREASURY  
2015-2017 BIENNIUM**

FUND CCA0000

INSTITUTION UNIVERSITY OF ARKANSAS FOR MEDICAL SCIENCES

APPROPRIATION 59P

59P

UAMS STATE APPROPRIATION - HEALTHCARE INITIATIVE

	DESCRIPTION	ACTUAL 2013-2014	BUDGETED 2014-2015	AUTHORIZED APPROPRIATION 2014-2015	INSTITUTIONAL REQUEST / AHECB RECOMMENDATION		LEGISLATIVE RECOMMENDATION	
					2015-2016	2016-2017	2015-2016	2016-2017
1	REGULAR SALARIES							
2	EXTRA HELP WAGES							
3	OVERTIME							
4	PERSONAL SERVICES MATCHING							
5	OPERATING EXPENSES							
6	CONFERENCE FEES & TRAVEL							
7	PROFESSIONAL FEES AND SERVICES							
8	CAPITAL OUTLAY							
9	FUNDED DEPRECIATION							
10	AREA HEALTH EDUCATION CENTERS	3,400,000	3,400,000	3,400,000	3,400,000	3,400,000		
11	ARKANSAS HEALTH DATA INITIATIVE	700,000	700,000	700,000	700,000	700,000		
12	UAMS NORTHWEST ARK MEDICAL SCHOOL	3,000,000	3,000,000	3,000,000	3,000,000	3,000,000		
13	TOTAL APPROPRIATION	\$7,100,000	\$7,100,000	\$7,100,000	\$7,100,000	\$7,100,000	\$0	\$0
14	PRIOR YEAR FUND BALANCE**							
15	GENERAL REVENUE	7,100,000	7,100,000		7,100,000	7,100,000		
16	EDUCATIONAL EXCELLENCE TRUST FUND							
17	SPECIAL REVENUES * [WF2000]							
18	FEDERAL FUNDS IN STATE TREASURY							
19	TOBACCO SETTLEMENT FUNDS							
20	OTHER STATE TREASURY FUNDS							
21	TOTAL INCOME	\$7,100,000	\$7,100,000		\$7,100,000	\$7,100,000	\$0	\$0
22	EXCESS (FUNDING)/APPROPRIATION	\$0	\$0		\$0	\$0	\$0	\$0

\* Report WF2000 funds on line 17 - "Special Revenues".

FORM 15-3

\*\*Line 14 Prior Year Fund Balance includes only the portion of the fund balance needed to balance that fiscal year's budget.

**APPROPRIATION ACT FORM - STATE TREASURY  
2015-2017 BIENNium**

FUND CCA0100

INSTITUTION UNIVERSITY OF ARKANSAS FOR MEDICAL SCIENCES  
PSYCHIATRIC RESEARCH INSTITUTE & DEPARTMENT OF PEDIATRICS

APPROPRIATION 83C

	DESCRIPTION	ACTUAL 2013-2014	BUDGETED 2014-2015	AUTHORIZED APPROPRIATION 2014-2015	INSTITUTIONAL REQUEST / AHECB RECOMMENDATION		LEGISLATIVE RECOMMENDATION	
					2015-2016	2016-2017	2015-2016	2016-2017
1	REGULAR SALARIES							
2	EXTRA HELP WAGES							
3	OVERTIME							
4	PERSONAL SERVICES MATCHING							
5	OPERATING EXPENSES							
6	CONFERENCE FEES & TRAVEL							
7	PROFESSIONAL FEES AND SERVICES							
8	CAPITAL OUTLAY							
9	FUNDED DEPRECIATION							
10	PSYCHIATRIC RESEARCH INSTITUTE	1,250,000	1,250,000	1,294,850	1,308,500	1,368,755		
11	DEPARTMENT OF PEDIATRICS EXPENSES	500,000	500,000	500,000	500,000	500,000		
12	FOR MEDICAL EXAMINATION, CONSULTATION,	200,000	200,000	200,000	200,000	200,000		
13	TOTAL APPROPRIATION	\$1,950,000	\$1,950,000	\$1,994,850	\$2,008,500	\$2,068,755	\$0	\$0
14	PRIOR YEAR FUND BALANCE**							
15	GENERAL REVENUE	1,950,000	1,950,000		2,008,500	2,068,755		
16	EDUCATIONAL EXCELLENCE TRUST FUND							
17	SPECIAL REVENUES * [WF2000]							
18	FEDERAL FUNDS IN STATE TREASURY							
19	TOBACCO SETTLEMENT FUNDS							
20	OTHER STATE TREASURY FUNDS							
21	TOTAL INCOME	\$1,950,000	\$1,950,000		\$2,008,500	\$2,068,755	\$0	\$0
22	EXCESS (FUNDING)/APPROPRIATION	\$0	\$0		\$0	\$0	\$0	\$0

\* Report WF2000 funds on line 17 - "Special Revenues".

FORM 15-3

\*\*Line 14 Prior Year Fund Balance includes only the portion of the fund balance needed to balance that fiscal year's budget.

**APPROPRIATION ACT FORM - STATE TREASURY  
2015-2017 BIENNIUM**

FUND CCA00000

INSTITUTION UNIVERSITY OF ARKANSAS FOR MEDICAL SCIENCES

APPROPRIATION 59Q

UAMS STATE APPROPRIATION - COLORECTAL CANCER SCREENING & RESEARCH

	DESCRIPTION	ACTUAL 2013-2014	BUDGETED 2014-2015	AUTHORIZED APPROPRIATION 2014-2015	INSTITUTIONAL REQUEST / AHECB RECOMMENDATION		LEGISLATIVE RECOMMENDATION	
					2015-2016	2016-2017	2015-2016	2016-2017
1	REGULAR SALARIES							
2	EXTRA HELP WAGES							
3	OVERTIME							
4	PERSONAL SERVICES MATCHING							
5	OPERATING EXPENSES							
6	CONFERENCE FEES & TRAVEL							
7	PROFESSIONAL FEES AND SERVICES							
8	CAPITAL OUTLAY							
9	FUNDED DEPRECIATION							
10	COLORECTAL CANCER SCREEN & RSCH	0	0	5,000,000	5,000,000	5,000,000		
11								
12								
13	TOTAL APPROPRIATION	\$0	\$0	\$5,000,000	\$5,000,000	\$5,000,000	\$0	\$0
14	PRIOR YEAR FUND BALANCE**							
15	GENERAL REVENUE	0	0		0	0		
16	EDUCATIONAL EXCELLENCE TRUST FUND							
17	SPECIAL REVENUES * [WF2000]							
18	FEDERAL FUNDS IN STATE TREASURY							
19	TOBACCO SETTLEMENT FUNDS							
20	OTHER STATE TREASURY FUNDS				5,000,000	5,000,000		
21	TOTAL INCOME	\$0	\$0		\$5,000,000	\$5,000,000	\$0	\$0
22	EXCESS (FUNDING)/APPROPRIATION	\$0	\$0		\$0	\$0	\$0	\$0

\* Report WF2000 funds on line 17 - "Special Revenues".

FORM 15-3

\*\*Line 14 Prior Year Fund Balance includes only the portion of the fund balance needed to balance that fiscal year's budget.

**APPROPRIATION ACT FORM - STATE TREASURY  
2015-2017 BIENNIUM**

FUND CCA0000

INSTITUTION UNIVERSITY OF ARKANSAS FOR MEDICAL SCIENCES

APPROPRIATION 86R

UAMS STATE APPROPRIATION - NEWBORN UMBILICAL CORD BLOOD PROGRAM

	DESCRIPTION	ACTUAL 2013-2014	BUDGETED 2014-2015	AUTHORIZED APPROPRIATION 2014-2015	INSTITUTIONAL REQUEST / AHECB RECOMMENDATION		LEGISLATIVE RECOMMENDATION	
					2015-2016	2016-2017	2015-2016	2016-2017
1	REGULAR SALARIES							
2	EXTRA HELP WAGES							
3	OVERTIME							
4	PERSONAL SERVICES MATCHING							
5	OPERATING EXPENSES							
6	CONFERENCE FEES & TRAVEL							
7	PROFESSIONAL FEES AND SERVICES							
8	CAPITAL OUTLAY							
9	FUNDED DEPRECIATION							
10	NEWBORN UMBILICAL CORD BLOOD PROG	150,000	150,000	250,000	250,000	250,000		
11								
12								
13	TOTAL APPROPRIATION	\$150,000	\$150,000	\$250,000	\$250,000	\$250,000	\$0	\$0
14	PRIOR YEAR FUND BALANCE**							
15	GENERAL REVENUE	150,000	150,000		250,000	250,000		
16	EDUCATIONAL EXCELLENCE TRUST FUND							
17	SPECIAL REVENUES * [WF2000]							
18	FEDERAL FUNDS IN STATE TREASURY							
19	TOBACCO SETTLEMENT FUNDS							
20	OTHER STATE TREASURY FUNDS							
21	TOTAL INCOME	\$150,000	\$150,000		\$250,000	\$250,000	\$0	\$0
22	EXCESS (FUNDING)/APPROPRIATION	\$0	\$0		\$0	\$0	\$0	\$0

\* Report WF2000 funds on line 17 - "Special Revenues".

FORM 15-3

\*\*Line 14 Prior Year Fund Balance includes only the portion of the fund balance needed to balance that fiscal year's budget.

**APPROPRIATION ACT FORM - STATE TREASURY  
2015-2017 BIENNIUM**

FUND CCA0000

INSTITUTION UNIVERSITY OF ARKANSAS FOR MEDICAL SCIENCES

APPROPRIATION \_\_\_\_\_

86S

UAMS STATE APPROPRIATION - ADULT SICKLE CELL DISEASE PROGRAM

	DESCRIPTION	ACTUAL 2013-2014	BUDGETED 2014-2015	AUTHORIZED APPROPRIATION 2014-2015	INSTITUTIONAL REQUEST / AHECB RECOMMENDATION		LEGISLATIVE RECOMMENDATION	
					2015-2016	2016-2017	2015-2016	2016-2017
1	REGULAR SALARIES							
2	EXTRA HELP WAGES							
3	OVERTIME							
4	PERSONAL SERVICES MATCHING							
5	OPERATING EXPENSES							
6	CONFERENCE FEES & TRAVEL							
7	PROFESSIONAL FEES AND SERVICES							
8	CAPITAL OUTLAY							
9	FUNDED DEPRECIATION							
10	ADULT SICKLE CELL DISEASE PROGRAM	0	0	379,993	379,993	379,993		
11								
12								
13	TOTAL APPROPRIATION	\$0	\$0	\$379,993	\$379,993	\$379,993	\$0	\$0
14	PRIOR YEAR FUND BALANCE**							
15	GENERAL REVENUE	0	0		0	0		
16	EDUCATIONAL EXCELLENCE TRUST FUND							
17	SPECIAL REVENUES * [WF2000]							
18	FEDERAL FUNDS IN STATE TREASURY							
19	TOBACCO SETTLEMENT FUNDS							
20	OTHER STATE TREASURY FUNDS				379,993	379,993		
21	TOTAL INCOME	\$0	\$0		\$379,993	\$379,993	\$0	\$0
22	EXCESS (FUNDING)/APPROPRIATION	\$0	\$0		\$0	\$0	\$0	\$0

\* Report WF2000 funds on line 17 - "Special Revenues".

FORM 15-3

\*\*Line 14 Prior Year Fund Balance includes only the portion of the fund balance needed to balance that fiscal year's budget.

**APPROPRIATION ACT FORM - STATE TREASURY  
2015-2017 BIENNium**

FUND CCA0100

INSTITUTION UNIVERSITY OF ARKANSAS FOR MEDICAL SCIENCES

APPROPRIATION \_\_\_\_\_

38E

**UAMS STATE APPROPRIATION - CHILD ABUSE AND NEGLECT PROGRAMS**

	DESCRIPTION	ACTUAL 2013-2014	BUDGETED 2014-2015	AUTHORIZED APPROPRIATION 2014-2015	INSTITUTIONAL REQUEST / AHECB RECOMMENDATION		LEGISLATIVE RECOMMENDATION	
					2015-2016	2016-2017	2015-2016	2016-2017
1	REGULAR SALARIES							
2	EXTRA HELP WAGES							
3	OVERTIME							
4	PERSONAL SERVICES MATCHING							
5	OPERATING EXPENSES							
6	CONFERENCE FEES & TRAVEL							
7	PROFESSIONAL FEES AND SERVICES							
8	CAPITAL OUTLAY							
9	FUNDED DEPRECIATION							
10	CHILD ABUSE & NEGLECT PROGRAMS	1,803,774	1,865,588	5,000,000	4,996,940	5,041,918		
11								
12								
13	TOTAL APPROPRIATION	\$1,803,774	\$1,865,588	\$5,000,000	\$4,996,940	\$5,041,918	\$0	\$0
14	PRIOR YEAR FUND BALANCE**							
15	CHILD ABUSE DOMESTIC VIOLENCE (GEN REV)	735,000	735,000		757,050	779,762		
16	CHILD SAFETY CENTERS (GEN REV)	720,588	720,588		742,206	764,472		
17	EDUCATIONAL EXCELLENCE TRUST FUND							
18	SPECIAL REVENUES * [WF2000]							
19	FEDERAL FUNDS IN STATE TREASURY							
20	TOBACCO SETTLEMENT FUNDS							
21	OTHER STATE TREASURY - CIGARETTE TAX	\$348,186	\$410,000		\$3,497,684	\$3,497,684		
22	TOTAL INCOME	\$1,803,774	\$1,865,588		\$4,996,940	\$5,041,918	\$0	\$0
23	EXCESS (FUNDING)/APPROPRIATION	\$0	\$0		\$0	\$0	\$0	\$0

\* Report WF2000 funds on line 18 - "Special Revenues".

\*\*Line 14 Prior Year Fund Balance includes only the portion of the fund balance needed to balance that fiscal year's budget.

**APPROPRIATION ACT FORM - STATE TREASURY  
2015-2017 BIENNIUM**

FUND HUA1501

INSTITUTION UNIVERSITY OF ARKANSAS FOR MEDICAL SCIENCES  
MEDICAL LOANS & SCHOLARSHIPS

APPROPRIATION 464

	DESCRIPTION	ACTUAL 2013-2014	BUDGETED 2014-2015	AUTHORIZED APPROPRIATION 2014-2015	INSTITUTIONAL REQUEST / AHECB RECOMMENDATION		LEGISLATIVE RECOMMENDATION	
					2015-2016	2016-2017	2015-2016	2016-2017
1	REGULAR SALARIES							
2	EXTRA HELP WAGES							
3	OVERTIME							
4	PERSONAL SERVICES MATCHING							
5	OPERATING EXPENSES							
6	CONFERENCE FEES & TRAVEL							
7	PROFESSIONAL FEES AND SERVICES							
8	CAPITAL OUTLAY							
9	FUNDED DEPRECIATION							
10	RURAL MEDICAL PRACTICE STUDENT LOANS & SCHOLARSHIPS	200,000	200,000	300,000	300,000	300,000		
11	COMMUNITY MATCH STUDENT LOANS & SCHOLARSHIPS	125,076	150,000	150,000	150,000	150,000		
12								
13	TOTAL APPROPRIATION	\$325,076	\$350,000	\$450,000	\$450,000	\$450,000	\$0	\$0
14	PRIOR YEAR FUND BALANCE**							
15	GENERAL REVENUE							
16	EDUCATIONAL EXCELLENCE TRUST FUND							
17	SPECIAL REVENUES * [WF2000]							
18	FEDERAL FUNDS IN STATE TREASURY							
19	TOBACCO SETTLEMENT FUNDS							
20	OTHER STATE TREASURY FUNDS	325,076	350,000		450,000	450,000		
21	TOTAL INCOME	\$325,076	\$350,000		\$450,000	\$450,000	\$0	\$0
22	EXCESS (FUNDING)/APPROPRIATION	\$0	\$0		\$0	\$0	\$0	\$0

\* Report WF2000 funds on line 17 - "Special Revenues".

\*\*Line 14 Prior Year Fund Balance includes only the portion of the fund balance needed to balance that fiscal year's budget.

NOTE: OTHER STATE TREASURY FUNDS - Miscellaneous Agencies Fund

FORM 15-3



**APPROPRIATION ACT FORM - STATE TREASURY  
2015-2017 BIENNIUM**

FUND HUA1502

INSTITUTION UNIVERSITY OF ARKANSAS FOR MEDICAL SCIENCES

APPROPRIATION

461

**NURSING LOANS & SCHOLARSHIPS**

	DESCRIPTION	ACTUAL 2013-2014	BUDGETED 2014-2015	AUTHORIZED APPROPRIATION 2014-2015	INSTITUTIONAL REQUEST / AHECB RECOMMENDATION		LEGISLATIVE RECOMMENDATION	
					2015-2016	2016-2017	2015-2016	2016-2017
1	REGULAR SALARIES							
2	EXTRA HELP WAGES							
3	OVERTIME							
4	PERSONAL SERVICES MATCHING							
5	OPERATING EXPENSES							
6	CONFERENCE FEES & TRAVEL							
7	PROFESSIONAL FEES AND SERVICES							
8	CAPITAL OUTLAY							
9	FUNDED DEPRECIATION							
10	ADVANCED NURSING PRACTICE COMMUNITY MATCH LOANS & SCHOLARSHIP PROGRAMS	100,000	150,000	150,000	150,000	150,000		
11	RURAL ADVANCED NURSING PRACTICE STUDENT LOANS & SCHOLARSHIP PROGRAMS	100,000	150,000	150,000	150,000	150,000		
12								
13	TOTAL APPROPRIATION	\$200,000	\$300,000	\$300,000	\$300,000	\$300,000	\$0	\$0
14	PRIOR YEAR FUND BALANCE**							
15	GENERAL REVENUE							
16	EDUCATIONAL EXCELLENCE TRUST FUND							
17	SPECIAL REVENUES * [WF2000]							
18	FEDERAL FUNDS IN STATE TREASURY							
19	TOBACCO SETTLEMENT FUNDS							
20	OTHER STATE TREASURY FUNDS	200,000	300,000		300,000	300,000		
21	TOTAL INCOME	\$200,000	\$300,000		\$300,000	\$300,000	\$0	\$0
22	EXCESS (FUNDING)/APPROPRIATION	\$0	\$0		\$0	\$0	\$0	\$0

\* Report WF2000 funds on line 17 - "Special Revenues".

FORM 15-3

\*\*Line 14 Prior Year Fund Balance includes only the portion of the fund balance needed to balance that fiscal year's budget.

NOTE: OTHER STATE TREASURY FUNDS - Miscellaneous Agencies Fund

**APPROPRIATION ACT FORM - STATE TREASURY  
2015-2017 BIENNIUM**

FUND HUA1503

INSTITUTION UNIVERSITY OF ARKANSAS FOR MEDICAL SCIENCES

APPROPRIATION 1UV

1UV

**POISON & DRUG INFORMATION CENTER & DISEASE MANAGEMENT**

	DESCRIPTION	ACTUAL 2013-2014	BUDGETED 2014-2015	AUTHORIZED APPROPRIATION 2014-2015	INSTITUTIONAL REQUEST / AHECB RECOMMENDATION		LEGISLATIVE RECOMMENDATION	
					2015-2016	2016-2017	2015-2016	2016-2017
1	REGULAR SALARIES							
2	EXTRA HELP WAGES							
3	OVERTIME							
4	PERSONAL SERVICES MATCHING							
5	OPERATING EXPENSES							
6	CONFERENCE FEES & TRAVEL							
7	PROFESSIONAL FEES AND SERVICES							
8	CAPITAL OUTLAY							
9	FUNDED DEPRECIATION							
10	ADDITIONAL SUPPORT FOR THE ARKANSAS P	139,959	139,959	139,959	139,959	139,959		
11	SUPPORT FOR DISEASE STATE MANAGEMENT	160,000	160,000	160,000	160,000	160,000		
12								
13	TOTAL APPROPRIATION	\$299,959	\$299,959	\$299,959	\$299,959	\$299,959	\$0	\$0
14	PRIOR YEAR FUND BALANCE**							
15	GENERAL REVENUE							
16	EDUCATIONAL EXCELLENCE TRUST FUND							
17	SPECIAL REVENUES * [WF2000]							
18	FEDERAL FUNDS IN STATE TREASURY							
19	TOBACCO SETTLEMENT FUNDS							
20	OTHER STATE TREASURY FUNDS	299,959	299,959		299,959	299,959		
21	TOTAL INCOME	\$299,959	\$299,959		\$299,959	\$299,959	\$0	\$0
22	EXCESS (FUNDING)/APPROPRIATION	\$0	\$0		\$0	\$0	\$0	\$0

\* Report WF2000 funds on line 17 - "Special Revenues".

FORM 15-3

\*\*Line 14 Prior Year Fund Balance includes only the portion of the fund balance needed to balance that fiscal year's budget.

NOTE: OTHER STATE TREASURY FUNDS - Miscellaneous Agencies Fund

**APPROPRIATION ACT FORM - STATE TREASURY  
2015-2017 BIENNium**

FUND HUA1503

INSTITUTION UNIVERSITY OF ARKANSAS FOR MEDICAL SCIENCES  
POISON & DRUG INFORMATION CENTER

APPROPRIATION 1UV

	DESCRIPTION	ACTUAL 2013-2014	BUDGETED 2014-2015	AUTHORIZED APPROPRIATION 2014-2015	INSTITUTIONAL REQUEST / AHECB RECOMMENDATION		LEGISLATIVE RECOMMENDATION	
					2015-2016	2016-2017	2015-2016	2016-2017
1	REGULAR SALARIES							
2	EXTRA HELP WAGES							
3	OVERTIME							
4	PERSONAL SERVICES MATCHING							
5	OPERATING EXPENSES							
6	CONFERENCE FEES & TRAVEL							
7	PROFESSIONAL FEES AND SERVICES							
8	CAPITAL OUTLAY							
9	FUNDED DEPRECIATION							
10	POISON & DRUG INFOR CTR OPERATIONS	0	0	400,000	400,000	400,000		
11								
12								
13	TOTAL APPROPRIATION	\$0	\$0	\$400,000	\$400,000	\$400,000	\$0	\$0
14	PRIOR YEAR FUND BALANCE**							
15	GENERAL REVENUE							
16	EDUCATIONAL EXCELLENCE TRUST FUND							
17	SPECIAL REVENUES * [WF2000]							
18	FEDERAL FUNDS IN STATE TREASURY							
19	TOBACCO SETTLEMENT FUNDS							
20	OTHER STATE TREASURY FUNDS	0	0		400,000	400,000		
21	TOTAL INCOME	\$0	\$0		\$400,000	\$400,000	\$0	\$0
22	EXCESS (FUNDING)/APPROPRIATION	\$0	\$0		\$0	\$0	\$0	\$0

\* Report WF2000 funds on line 17 - "Special Revenues".

\*\*Line 14 Prior Year Fund Balance includes only the portion of the fund balance needed to balance that fiscal year's budget.

**APPROPRIATION ACT FORM - STATE TREASURY  
2015-2017 BIENNIUM**

FUND HUA1504

INSTITUTION UNIVERSITY OF ARKANSAS FOR MEDICAL SCIENCES

APPROPRIATION \_\_\_\_\_

M78

**ACHI EXPENSES**

	DESCRIPTION	ACTUAL 2013-2014	BUDGETED 2014-2015	AUTHORIZED APPROPRIATION 2014-2015	INSTITUTIONAL REQUEST / AHECB RECOMMENDATION		LEGISLATIVE RECOMMENDATION	
					2015-2016	2016-2017	2015-2016	2016-2017
1	REGULAR SALARIES							
2	EXTRA HELP WAGES							
3	OVERTIME							
4	PERSONAL SERVICES MATCHING							
5	OPERATING EXPENSES							
6	CONFERENCE FEES & TRAVEL							
7	PROFESSIONAL FEES AND SERVICES							
8	CAPITAL OUTLAY							
9	FUNDED DEPRECIATION							
10	ARK CENTER FOR HEALTH IMPROVEMENT EXPENSES	0	500,000	500,000	500,000	500,000		
11								
12								
13	TOTAL APPROPRIATION	\$0	\$500,000	\$500,000	\$500,000	\$500,000	\$0	\$0
14	PRIOR YEAR FUND BALANCE**							
15	GENERAL REVENUE							
16	EDUCATIONAL EXCELLENCE TRUST FUND							
17	SPECIAL REVENUES * [WF2000]							
18	FEDERAL FUNDS IN STATE TREASURY							
19	TOBACCO SETTLEMENT FUNDS							
20	OTHER STATE TREASURY FUNDS	0	500,000		500,000	500,000		
21	TOTAL INCOME	\$0	\$500,000		\$500,000	\$500,000	\$0	\$0
22	EXCESS (FUNDING)/APPROPRIATION	\$0	\$0		\$0	\$0	\$0	\$0

\* Report WF2000 funds on line 17 - "Special Revenues".

\*\*Line 14 Prior Year Fund Balance includes only the portion of the fund balance needed to balance that fiscal year's budget.

**APPROPRIATION ACT FORM - STATE TREASURY  
2015-2017 BIENNIUM**

FUND MBR0100

INSTITUTION UNIVERSITY OF ARKANSAS FOR MEDICAL SCIENCES  
BREAST CANCER RESEARCH

APPROPRIATION 231

	DESCRIPTION	ACTUAL 2013-2014	BUDGETED 2014-2015	AUTHORIZED APPROPRIATION 2014-2015	INSTITUTIONAL REQUEST / AHECB RECOMMENDATION		LEGISLATIVE RECOMMENDATION	
					2015-2016	2016-2017	2015-2016	2016-2017
1	REGULAR SALARIES							
2	EXTRA HELP WAGES							
3	OVERTIME							
4	PERSONAL SERVICES MATCHING							
5	OPERATING EXPENSES							
6	CONFERENCE FEES & TRAVEL							
7	PROFESSIONAL FEES AND SERVICES							
8	CAPITAL OUTLAY							
9	FUNDED DEPRECIATION							
10	BREAST CANCER RESEARCH PROG EXP	858,316	915,000	1,194,216	1,194,216	1,194,216		
11								
12								
13	TOTAL APPROPRIATION	\$858,316	\$915,000	\$1,194,216	\$1,194,216	\$1,194,216	\$0	\$0
14	PRIOR YEAR FUND BALANCE**							
15	GENERAL REVENUE							
16	EDUCATIONAL EXCELLENCE TRUST FUND							
17	SPECIAL REVENUES * [WF2000]							
18	FEDERAL FUNDS IN STATE TREASURY							
19	TOBACCO SETTLEMENT FUNDS							
20	OTHER STATE TREASURY FUNDS	858,316	915,000		1,194,216	1,194,216		
21	TOTAL INCOME	\$858,316	\$915,000		\$1,194,216	\$1,194,216	\$0	\$0
22	EXCESS (FUNDING)/APPROPRIATION	\$0	\$0		\$0	\$0	\$0	\$0

\* Report WF2000 funds on line 17 - "Special Revenues".

FORM 15-3

\*\*Line 14 Prior Year Fund Balance includes only the portion of the fund balance needed to balance that fiscal year's budget.

**APPROPRIATION ACT FORM - STATE TREASURY  
2015-2017 BIENNIUM**

FUND MBR0200

INSTITUTION UNIVERSITY OF ARKANSAS FOR MEDICAL SCIENCES  
BREAST CANCER RESEARCH - SUSAN G. KOMEN

APPROPRIATION 231

	DESCRIPTION	ACTUAL 2013-2014	BUDGETED 2014-2015	AUTHORIZED APPROPRIATION 2014-2015	INSTITUTIONAL REQUEST / AHECB RECOMMENDATION		LEGISLATIVE RECOMMENDATION	
					2015-2016	2016-2017	2015-2016	2016-2017
1	REGULAR SALARIES							
2	EXTRA HELP WAGES							
3	OVERTIME							
4	PERSONAL SERVICES MATCHING							
5	OPERATING EXPENSES							
6	CONFERENCE FEES & TRAVEL							
7	PROFESSIONAL FEES AND SERVICES							
8	CAPITAL OUTLAY							
9	FUNDED DEPRECIATION							
10	BREAST CANCER RESEARCH - KOMEN	196,344	195,000	500,000	500,000	500,000		
11								
12								
13	TOTAL APPROPRIATION	\$196,344	\$195,000	\$500,000	\$500,000	\$500,000	\$0	\$0
14	PRIOR YEAR FUND BALANCE**							
15	GENERAL REVENUE							
16	EDUCATIONAL EXCELLENCE TRUST FUND							
17	SPECIAL REVENUES * [WF2000]							
18	FEDERAL FUNDS IN STATE TREASURY							
19	TOBACCO SETTLEMENT FUNDS							
20	OTHER STATE TREASURY FUNDS	196,344	195,000		500,000	500,000		
21	TOTAL INCOME	\$196,344	\$195,000		\$500,000	\$500,000	\$0	\$0
22	EXCESS (FUNDING)/APPROPRIATION	\$0	\$0		\$0	\$0	\$0	\$0

\* Report WF2000 funds on line 17 - "Special Revenues".

FORM 15-3

\*\*Line 14 Prior Year Fund Balance includes only the portion of the fund balance needed to balance that fiscal year's budget.

**APPROPRIATION ACT FORM - STATE TREASURY  
2015-2017 BIENNIUM**

FUND MNU0000

INSTITUTION UNIVERSITY OF ARKANSAS FOR MEDICAL SCIENCES

APPROPRIATION

58U

NEWBORN UMBILICAL CORD BLOOD INITIATIVE

	DESCRIPTION	ACTUAL 2013-2014	BUDGETED 2014-2015	AUTHORIZED APPROPRIATION 2014-2015	INSTITUTIONAL REQUEST / AHECB RECOMMENDATION		LEGISLATIVE RECOMMENDATION	
					2015-2016	2016-2017	2015-2016	2016-2017
1	REGULAR SALARIES							
2	EXTRA HELP WAGES							
3	OVERTIME							
4	PERSONAL SERVICES MATCHING							
5	OPERATING EXPENSES							
6	CONFERENCE FEES & TRAVEL							
7	PROFESSIONAL FEES AND SERVICES							
8	CAPITAL OUTLAY							
9	FUNDED DEPRECIATION							
10	NEWBORN UMBILICAL CORD BLOOD INIT	153,669	155,000	546,000	546,000	546,000		
11								
12								
13	TOTAL APPROPRIATION	\$153,669	\$155,000	\$546,000	\$546,000	\$546,000	\$0	\$0
14	PRIOR YEAR FUND BALANCE**							
15	GENERAL REVENUE							
16	EDUCATIONAL EXCELLENCE TRUST FUND							
17	SPECIAL REVENUES * [WF2000]							
18	FEDERAL FUNDS IN STATE TREASURY							
19	TOBACCO SETTLEMENT FUNDS							
20	OTHER STATE TREASURY FUNDS	153,669	155,000		546,000	546,000		
21	TOTAL INCOME	\$153,669	\$155,000		\$546,000	\$546,000	\$0	\$0
22	EXCESS (FUNDING)/APPROPRIATION	\$0	\$0		\$0	\$0	\$0	\$0

\* Report WF2000 funds on line 17 - "Special Revenues".

FORM 15-3

\*\*Line 14 Prior Year Fund Balance includes only the portion of the fund balance needed to balance that fiscal year's budget.

NOTE: OTHER STATE TREASURY FUNDS - Newborn Umbilical Cord Blood Initiative Fund

**APPROPRIATION ACT FORM - STATE TREASURY  
2015-2017 BIENNIUM**

FUND SML0000

INSTITUTION UNIVERSITY OF ARKANSAS FOR MEDICAL SCIENCES

APPROPRIATION \_\_\_\_\_

1PQ

**DOMESTIC VIOLENCE SHELTER - PROGRAMS**

	DESCRIPTION	ACTUAL 2013-2014	BUDGETED 2014-2015	AUTHORIZED APPROPRIATION 2014-2015	INSTITUTIONAL REQUEST / AHECB RECOMMENDATION		LEGISLATIVE RECOMMENDATION	
					2015-2016	2016-2017	2015-2016	2016-2017
1	REGULAR SALARIES							
2	EXTRA HELP WAGES							
3	OVERTIME							
4	PERSONAL SERVICES MATCHING							
5	OPERATING EXPENSES							
6	CONFERENCE FEES & TRAVEL							
7	PROFESSIONAL FEES AND SERVICES							
8	CAPITAL OUTLAY							
9	FUNDED DEPRECIATION							
10	DOMESTIC VIOLENCE SHELTER PROGRAMS	923,426	720,335	6,100,000	6,100,000	6,100,000		
11	DOMESTIC VIOLENCE SHELTER GRANTS	0	0	1,050,000	1,050,000	1,050,000		
12								
13	TOTAL APPROPRIATION	\$923,426	\$720,335	\$7,150,000	\$7,150,000	\$7,150,000	\$0	\$0
14	PRIOR YEAR FUND BALANCE**							
15	GENERAL REVENUE							
16	EDUCATIONAL EXCELLENCE TRUST FUND							
17	SPECIAL REVENUES * [WF2000]							
18	FEDERAL FUNDS IN STATE TREASURY							
19	TOBACCO SETTLEMENT FUNDS							
20	OTHER STATE TREASURY FUNDS 1	564,749	362,170					
21	OTHER STATE TREASURY FUNDS 2	\$358,677	\$358,165		\$7,150,000	\$7,150,000		
22	TOTAL INCOME	\$923,426	\$720,335		\$7,150,000	\$7,150,000	\$0	\$0
23	EXCESS (FUNDING)/APPROPRIATION	\$0	\$0		\$0	\$0	\$0	\$0

\* Report WF2000 funds on line 17 - "Special Revenues".

FORM 15-3

\*\*Line 14 Prior Year Fund Balance includes only the portion of the fund balance needed to balance that fiscal year's budget.

OTHER STATE TREASURY FUNDS 1: BAIL BONDS

OTHER STATE TREASURY FUNDS 2: MARRIAGE LICENSE



**APPROPRIATION ACT FORM - STATE TREASURY  
2015-2017 BIENNIUM**

FUND TSE0201

INSTITUTION UNIVERSITY OF ARKANSAS FOR MEDICAL SCIENCES

APPROPRIATION \_\_\_\_\_

322

TOBACCO FUNDING - INSTITUTE ON AGING

	DESCRIPTION	ACTUAL 2013-2014	BUDGETED 2014-2015	AUTHORIZED APPROPRIATION 2014-2015	INSTITUTIONAL REQUEST / AHECB RECOMMENDATION		LEGISLATIVE RECOMMENDATION	
					2015-2016	2016-2017	2015-2016	2016-2017
1	REGULAR SALARIES	879,967	1,268,680	1,292,959	1,292,959	1,292,959		
2	EXTRA HELP WAGES							
3	OVERTIME							
4	PERSONAL SERVICES MATCHING	212,000	424,004	316,765	316,765	316,765		
5	OPERATING EXPENSES	354,912	102,120	603,713	603,713	603,713		
6	CONFERENCE FEES & TRAVEL	15,872	14,620	52,128	52,128	52,128		
7	PROFESSIONAL FEES AND SERVICES	0	0	0	0	0		
8	CAPITAL OUTLAY	0	46,769	55,231	55,231	55,231		
9	FUNDED DEPRECIATION							
10	WORKERS COMP	1,624						
11								
12								
13	TOTAL APPROPRIATION	\$1,464,375	\$1,856,193	\$2,320,796	\$2,320,796	\$2,320,796	\$0	\$0
14	PRIOR YEAR FUND BALANCE**		195,909					
15	GENERAL REVENUE							
16	EDUCATIONAL EXCELLENCE TRUST FUND							
17	SPECIAL REVENUES * [WF2000]							
18	FEDERAL FUNDS IN STATE TREASURY							
19	TOBACCO SETTLEMENT FUNDS	1,660,284	1,660,284		2,320,796	2,320,796		
20	OTHER STATE TREASURY FUNDS							
21	TOTAL INCOME	\$1,660,284	\$1,856,193		\$2,320,796	\$2,320,796	\$0	\$0
22	EXCESS (FUNDING)/APPROPRIATION	(\$195,909)	\$0		\$0	\$0	\$0	\$0

\* Report WF2000 funds on line 17 - "Special Revenues".

FORM 15-3

\*\*Line 14 Prior Year Fund Balance includes only the portion of the fund balance needed to balance that fiscal year's budget.

**APPROPRIATION ACT FORM - STATE TREASURY  
2015-2017 BIENNIUM**

FUND TSE0202

INSTITUTION UNIVERSITY OF ARKANSAS FOR MEDICAL SCIENCES

APPROPRIATION \_\_\_\_\_

347

TOBACCO FUNDING - COLLEGE OF PUBLIC HEALTH

	DESCRIPTION	ACTUAL 2013-2014	BUDGETED 2014-2015	AUTHORIZED APPROPRIATION 2014-2015	INSTITUTIONAL REQUEST / AHECB RECOMMENDATION		LEGISLATIVE RECOMMENDATION	
					2015-2016	2016-2017	2015-2016	2016-2017
1	REGULAR SALARIES	2,001,143	1,860,089	2,561,276	2,561,276	2,561,276		
2	EXTRA HELP WAGES							
3	OVERTIME							
4	PERSONAL SERVICES MATCHING	423,620	404,211	564,670	564,670	564,670		
5	OPERATING EXPENSES	49,946	35,700	50,000	50,000	50,000		
6	CONFERENCE FEES & TRAVEL	12,500	21,000	20,000	20,000	20,000		
7	PROFESSIONAL FEES AND SERVICES	0	0	0	0	0		
8	CAPITAL OUTLAY	0	0	0	0	0		
9	FUNDED DEPRECIATION							
10	WORKERS COMP	3,217						
11								
12								
13	TOTAL APPROPRIATION	\$2,490,426	\$2,321,000	\$3,195,946	\$3,195,946	\$3,195,946	\$0	\$0
14	PRIOR YEAR FUND BALANCE**							
15	GENERAL REVENUE							
16	EDUCATIONAL EXCELLENCE TRUST FUND							
17	SPECIAL REVENUES * [WF2000]							
18	FEDERAL FUNDS IN STATE TREASURY							
19	TOBACCO SETTLEMENT FUNDS	2,490,426	2,321,000		3,195,946	3,195,946		
20	OTHER STATE TREASURY FUNDS							
21	TOTAL INCOME	\$2,490,426	\$2,321,000		\$3,195,946	\$3,195,946	\$0	\$0
22	EXCESS (FUNDING)/APPROPRIATION	\$0	\$0		\$0	\$0	\$0	\$0

\* Report WF2000 funds on line 17 - "Special Revenues".

FORM 15-3

\*\*Line 14 Prior Year Fund Balance includes only the portion of the fund balance needed to balance that fiscal year's budget.

**APPROPRIATION ACT FORM - STATE TREASURY  
2015-2017 BIENNIUM**

FUND TSF0300

INSTITUTION UNIVERSITY OF ARKANSAS FOR MEDICAL SCIENCES

APPROPRIATION \_\_\_\_\_

365

TOBACCO FUNDING - ARKANSAS BIOSCIENCES

	DESCRIPTION	ACTUAL 2013-2014	BUDGETED 2014-2015	AUTHORIZED APPROPRIATION 2014-2015	INSTITUTIONAL REQUEST / AHECB RECOMMENDATION		LEGISLATIVE RECOMMENDATION	
					2015-2016	2016-2017	2015-2016	2016-2017
1	REGULAR SALARIES	927,098	1,865,972	1,407,267	1,407,267	1,407,267		
2	EXTRA HELP WAGES							
3	OVERTIME							
4	PERSONAL SERVICES MATCHING	212,391	553,032	337,875	337,875	337,875		
5	OPERATING EXPENSES	675,500	1,075,500	1,042,499	1,042,499	1,042,499		
6	CONFERENCE FEES & TRAVEL	20,000	20,000	23,960	23,960	23,960		
7	PROFESSIONAL FEES AND SERVICES	5,000	5,000	37,940	37,940	37,940		
8	CAPITAL OUTLAY	251,022	251,022	1,434,680	1,434,680	1,434,680		
9	FUNDED DEPRECIATION							
10	ARKANSAS CHILDREN'S HOSPITAL	1,465,826	1,465,826	1,896,736	1,896,736	1,896,736		
11	WORKERS COMP	1,767						
12								
13	TOTAL APPROPRIATION	\$3,558,604	\$5,236,352	\$6,180,957	\$6,180,957	\$6,180,957	\$0	\$0
14	PRIOR YEAR FUND BALANCE**		838,874					
15	GENERAL REVENUE							
16	EDUCATIONAL EXCELLENCE TRUST FUND							
17	SPECIAL REVENUES * [WF2000]							
18	FEDERAL FUNDS IN STATE TREASURY							
19	TOBACCO SETTLEMENT FUNDS	4,397,478	4,397,478		6,180,957	6,180,957		
20	OTHER STATE TREASURY FUNDS							
21	TOTAL INCOME	\$4,397,478	\$5,236,352		\$6,180,957	\$6,180,957	\$0	\$0
22	EXCESS (FUNDING)/APPROPRIATION	(\$838,874)	\$0		\$0	\$0	\$0	\$0

\* Report WF2000 funds on line 17 - "Special Revenues".

FORM 15-3

\*\*Line 14 Prior Year Fund Balance includes only the portion of the fund balance needed to balance that fiscal year's budget.

**APPROPRIATION ACT FORM - STATE TREASURY  
2015-2017 BIENNIUM**

FUND TSE0203

INSTITUTION UNIVERSITY OF ARKANSAS FOR MEDICAL SCIENCES

APPROPRIATION

368

TOBACCO FUNDING - DELTA AHEC

	DESCRIPTION	ACTUAL 2013-2014	BUDGETED 2014-2015	AUTHORIZED APPROPRIATION 2014-2015	INSTITUTIONAL REQUEST / AHECB RECOMMENDATION		LEGISLATIVE RECOMMENDATION	
					2015-2016	2016-2017	2015-2016	2016-2017
1	REGULAR SALARIES	767,229	845,497	1,237,959	1,237,959	1,237,959		
2	EXTRA HELP WAGES							
3	OVERTIME							
4	PERSONAL SERVICES MATCHING	225,791	239,603	316,765	316,765	316,765		
5	OPERATING EXPENSES	603,713	445,605	603,713	603,713	603,713		
6	CONFERENCE FEES & TRAVEL	0	3,000	52,128	52,128	52,128		
7	PROFESSIONAL FEES AND SERVICES	0	88,176	25,000	25,000	25,000		
8	CAPITAL OUTLAY	0	0	55,231	0	0		
9	FUNDED DEPRECIATION	0	0	30,000	0	0		
10	WORKERS COMP	1,579						
11								
12								
13	TOTAL APPROPRIATION	\$1,598,312	\$1,621,881	\$2,320,796	\$2,235,565	\$2,235,565	\$0	\$0
14	PRIOR YEAR FUND BALANCE**		61,972					
15	GENERAL REVENUE							
16	EDUCATIONAL EXCELLENCE TRUST FUND							
17	SPECIAL REVENUES * [WF2000]							
18	FEDERAL FUNDS IN STATE TREASURY							
19	TOBACCO SETTLEMENT FUNDS	1,660,284	1,559,909		2,235,565	2,235,565		
20	OTHER STATE TREASURY FUNDS							
21	TOTAL INCOME	\$1,660,284	\$1,621,881		\$2,235,565	\$2,235,565	\$0	\$0
22	EXCESS (FUNDING)/APPROPRIATION	(\$61,972)	\$0		\$0	\$0	\$0	\$0

\* Report WF2000 funds on line 17 - "Special Revenues".

FORM 15-3

\*\*Line 14 Prior Year Fund Balance includes only the portion of the fund balance needed to balance that fiscal year's budget.

**APPROPRIATION ACT FORM - CASH FUNDS  
2015-2017 BIENNIUM**

FUND 2040000

INSTITUTION UNIVERSITY OF ARKANSAS FOR MEDICAL SCIENCES

APPROPRIATION

A85

**UAMS CASH APPROPRIATION**

	DESCRIPTION	ACTUAL 2013-2014	BUDGETED 2014-2015	AUTHORIZED APPROPRIATION 2014-2015	INSTITUTIONAL REQUEST / AHECB RECOMMENDATION		LEGISLATIVE RECOMMENDATION	
					2015-2016	2016-2017	2015-2016	2016-2017
1	REGULAR SALARIES	631,975,628	805,200,000	805,200,000	805,200,000	805,200,000		
2	EXTRA HELP WAGES	0	25,000,000	25,000,000	25,000,000	25,000,000		
3	OVERTIME	11,170,670	20,000,000	20,000,000	20,000,000	20,000,000		
4	PERSONAL SERVICES MATCHING	133,927,302	201,262,000	201,262,000	201,262,000	201,262,000		
5	OPERATING EXPENSES	346,889,707	513,643,000	513,643,000	513,643,000	513,643,000		
6	CONFERENCE FEES & TRAVEL	2,710,364	20,000,000	20,000,000	20,000,000	20,000,000		
7	PROFESSIONAL FEES AND SERVICES	12,677,840	45,000,000	45,000,000	45,000,000	45,000,000		
8	CAPITAL OUTLAY	24,975,166	85,000,000	85,000,000	85,000,000	85,000,000		
9	CAPITAL IMPROVEMENTS	0	110,000,000	110,000,000	110,000,000	110,000,000		
10	DEBT SERVICE	11,050	30,000,000	30,000,000	30,000,000	30,000,000		
11	FUND TRANSFERS, REFUNDS AND INVESTMENTS	0	40,000,000	40,000,000	40,000,000	40,000,000		
12	CHILDREN'S JUSTICE ACT	0	250,000	250,000	250,000	250,000		
13	WAR MEMORIAL PARKING FEES	0	50,000	50,000	50,000	50,000		
14	INDIGENT CARE & BREAST CANCER RSRCH PROG	0	10,000,000	10,000,000	10,000,000	10,000,000		
15								
16	TOTAL APPROPRIATION	\$1,164,337,727	\$1,905,405,000	\$1,905,405,000	\$1,905,405,000	\$1,905,405,000	\$0	\$0
17	PRIOR YEAR FUND BALANCE***							
18	TUITION AND MANDATORY FEES	32,349,236	39,187,034		36,000,000	36,000,000		
19	ALL OTHER FEES							
20	SALES AND SERVICES RELATED TO EDUCATIONAL DEPARTMENTS	30,420,156	32,356,924		46,200,000	46,200,000		
21	INVESTMENT INCOME	21,110,988	1,808,496		3,000,000	3,000,000		
22	FEDERAL CASH FUNDS	92,281,799	91,500,000		168,000,000	168,000,000		
23	OTHER CASH FUNDS	988,175,548	1,740,552,546		1,652,205,000	1,652,205,000		
24	TOTAL INCOME	\$1,164,337,727	\$1,905,405,000		\$1,905,405,000	\$1,905,405,000	\$0	\$0
25	EXCESS (FUNDING)/APPROPRIATION	\$0	\$0		\$0	\$0	\$0	\$0

**TOTAL NUMBER OF POSITIONS (GENERAL REVENUE AND CASH COMBINED)**

	ACTUAL	BUDGETED	AUTHORIZED	INSTITUTIONAL	AHECB	LEGISLATIVE RECOMMENDATION
	2013-2014	2014-2015	2014-2015	REQUEST 2015-2017	RECOMMEND 2015-2017	2015-2017
REGULAR POSITIONS	9,233	9,245	11,628	11,628	11,628	
TOBACCO POSITIONS	41	41	113	113	113	
EXTRA HELP **	737	673	1,565	\$1,565	1,565	

FORM 15-4

\*\* The total number of Extra-Help shown in the requested column will be the total extra-Help positions [General Revenue and Cash] requested to be authorized.

\*\*\*Line 18 Prior Year Fund Balance includes only the portion of the fund balance needed to balance that fiscal year's budget.

**APPROPRIATION ACT FORM - CASH FUNDS  
2015-2017 BIENNIUM**

FUND 2040000

INSTITUTION UNIVERSITY OF ARKANSAS FOR MEDICAL SCIENCES

APPROPRIATION A85

**PHARMACY STUDENT LOANS**

	DESCRIPTION	ACTUAL 2013-2014	BUDGETED 2014-2015	AUTHORIZED APPROPRIATION 2014-2015	INSTITUTIONAL REQUEST / AHECB RECOMMENDATION		LEGISLATIVE RECOMMENDATION	
					2015-2016	2016-2017	2015-2016	2016-2017
1	REGULAR SALARIES							
2	EXTRA HELP WAGES							
3	OVERTIME							
4	PERSONAL SERVICES MATCHING							
5	OPERATING EXPENSES							
6	CONFERENCE FEES & TRAVEL							
7	PROFESSIONAL FEES AND SERVICES							
8	CAPITAL OUTLAY							
9	CAPITAL IMPROVEMENTS							
10	DEBT SERVICE							
11	FUND TRANSFERS, REFUNDS AND INVESTMENTS							
12	PHARMACY STUDENT LOANS	0	50,000	550,000	550,000	550,000		
13								
14								
15								
16	TOTAL APPROPRIATION	\$0	\$50,000	\$550,000	\$550,000	\$550,000		\$0
17	PRIOR YEAR FUND BALANCE***							
18	TUITION AND MANDATORY FEES							
19	ALL OTHER FEES							
20	SALES AND SERVICES RELATED TO EDUCATIONAL DEPARTMENTS							
21	INVESTMENT INCOME							
22	FEDERAL CASH FUNDS							
23	OTHER CASH FUNDS		50,000		550,000	550,000		
24	TOTAL INCOME	\$0	\$50,000		\$550,000	\$550,000		\$0
25	EXCESS (FUNDING)/APPROPRIATION	\$0	\$0		\$0	\$0		\$0

**TOTAL NUMBER OF POSITIONS (GENERAL REVENUE AND CASH COMBINED)**

	ACTUAL 2013-2014	BUDGETED 2014-2015	AUTHORIZED 2014-2015	INSTITUTIONAL REQUEST 2015-2017	AHECB RECOMMEND 2015-2017	LEGISLATIVE RECOMMENDATION 2015-2017
REGULAR POSITIONS						
TOBACCO POSITIONS						
EXTRA HELP **						

FORM 15-4

\*\* The total number of Extra-Help shown in the requested column will be the total extra-Help positions [General Revenue and Cash] requested to be authorized.

\*\*\*Line 17 Prior Year Fund Balance includes only the portion of the fund balance needed to balance that fiscal year's budget.

**AUXILIARY ENTERPRISE CASH INCOME AND EXPENDITURES**

UNIVERSITY OF ARKANSAS FOR MEDICAL SCIENCES  
(NAME OF INSTITUTION)

	ACTIVITY	ACTUAL 2013-2014				BUDGETED 2014-2015			
		INCOME	OPERATING EXPENSES	DEBT SERVICE	NET INCOME	INCOME	OPERATING EXPENSES	DEBT SERVICE	NET INCOME
1	INTERCOLLEGIATE ATHLETICS *				0				0
2	HOUSING	1,220,336	487,677	732,660	(1)	1,253,745	521,085	732,660	0
3	FOOD SERVICES				0				0
4	STUDENT UNION				0				0
5	BOOKSTORE	741,359	739,961		1,398	816,670	816,670		0
6	STUDENT ORGANIZATIONS AND PUBLICATIONS	129,150	39,850		89,300	130,000	130,000		0
7	OTHER	4,345,853	3,132,784	1,623,701	(410,632)	4,793,555	3,168,154	1,625,401	0
8	SUBTOTAL	\$6,436,698	\$4,400,272	\$2,356,361	(\$319,935)	\$6,993,970	\$4,635,909	\$2,358,061	\$0
9	ATHLETIC TRANSFER **				0				0
10	OTHER TRANSFERS ***				0				0
11	GRAND TOTAL INCOME, OPERATING EXPENSES, & DEBT SERVICE FOR AUXILIARY ENTERPRISES	\$6,436,698	\$4,400,272	\$2,356,361	(\$319,935)	\$6,993,970	\$4,635,909	\$2,358,061	\$0

\* Intercollegiate athletic income should include the institutional board of trustees' approved student athletic fees.

FORM 15-5

\*\* For both two-year and four-year institutions, line 12, Athletic Transfer should contain the amount transferred from E&G to athletics.

\*\*\* For both two-year and four-year institutions, line 13, Other Transfers should contain the amount either transferred from E&G to support the college union, student organizations and student publications; or from auxiliary to other funds (e.g. plant funds), shown as a negative number.

Note: Line 7 Other Auxillary Revenue is comprised of Parking, Rental Properties and Clinical Valet Parking. Deficit for Valet Parking will be covered by University Hospital.

**EMPLOYMENT INFORMATION  
IDENTIFICATION BY EMPLOYMENT CLASSIFICATION**

UNIVERSITY OF ARKANSAS FOR MEDICAL SCIENCES  
(NAME OF INSTITUTION)

TOTAL NUMBER OF EMPLOYEES IN FISCAL YEAR 2013-2014:						<u>8,818</u>
						(As of November 1, 2013 )
Nonclassified Administrative Employees:						
White Male:	<u>521</u>	Black Male:	<u>65</u>	Other Male:	<u>40</u>	Total Male: <u>626</u>
White Female:	<u>1144</u>	Black Female:	<u>329</u>	Other Female:	<u>86</u>	Total Female: <u>1,559</u>
Nonclassified Health Care Employees:						
White Male:	<u>415</u>	Black Male:	<u>157</u>	Other Male:	<u>39</u>	Total Male: <u>611</u>
White Female:	<u>2064</u>	Black Female:	<u>883</u>	Other Female:	<u>178</u>	Total Female: <u>3,125</u>
Classified Employees:						
White Male:	<u>204</u>	Black Male:	<u>174</u>	Other Male:	<u>19</u>	Total Male: <u>397</u>
White Female:	<u>515</u>	Black Female:	<u>542</u>	Other Female:	<u>52</u>	Total Female: <u>1,109</u>
Faculty:						
White Male:	<u>599</u>	Black Male:	<u>17</u>	Other Male:	<u>161</u>	Total Male: <u>777</u>
White Female:	<u>472</u>	Black Female:	<u>33</u>	Other Female:	<u>109</u>	Total Female: <u>614</u>
Total White Male:	<u>1,739</u>	Total Black Male:	<u>413</u>	Total Other Male:	<u>259</u>	Total Male: <u>2,411</u>
Total White Female:	<u>4,195</u>	Total Black Female:	<u>1,787</u>	Total Other Female:	<u>425</u>	Total Female: <u>6,407</u>
Total White:	<u>5,934</u>	Total Black:	<u>2,200</u>	Total Other:	<u>684</u>	Total Employees: <u>8,818</u>
				<b>Total Minority:</b>	<u>2,884</u>	

FORM 15-6



**ARKANSAS PUBLIC HIGHER EDUCATION INSTITUTIONS AND ENTITIES**  
**STATE CONTRACTS OVER \$25,000 AWARDED TO MINORITY OWNED BUSINESSES**  
 Fiscal Year 2014  
 Required by A.C.A. 25-36-104

**Institution** UNIVERSITY OF ARKANSAS FOR MEDICAL SCIENCES

Minority Business	Total Contract Awarded	Minority Type per A.C.A. 15-4-303 (2)					
		African American	Hispanic American	American Indian	Asian American	Pacific Islander American	Disabled Veteran
The Family Center, Inc.	\$84,805	X					
Eric B Hale	\$57,226	X					
Arkansas Spanish Interpreters	\$57,978				X		
Del Janitorial	\$67,165	X					
Advanced Fluid Technologies	\$59,261		X				

**TOTAL NUMBER OF MINORITY CONTRACTS AWARDED** 5

**TOTAL EXPENDITURES ON CONTRACTS AWARDED** \$326,436

**% OF MINORITY CONTRACTS AWARDED** 8.17%

(1) The \$326,435 is the portion of our total vendor contracts totaling \$3,997,015 that were defined as expenditures that are minority biddable. The \$326,435 amount listed does not include small order purchases (less than \$50,000) that went to minority vendors. Adding in the small order amount (\$346,736) to the \$326,435 gives a total of \$673,171 for FY14. Contracts exclude drugs and medicine, blood derivatives, medical implants and appliances, nonbiddable grant expenses and mandatory state contract purchases approved by the Arkansas Economic Development Commission in conjunction with the Office of State Procurement.

**DIVISION OF LEGESLATIVE AUDIT  
 AUDIT OF UNIVERSITY OF ARKANSAS FOR MEDICAL SCIENCES  
 June 30, 2013**

<p><i>Finding No. 1:</i></p>	<p>At the request of UAMS management, the University of Arkansas System Internal Audit Department (IAD) conducted an audit of the UAMS Department of Radiology (Radiology) to examine and evaluate the adequacy and effectiveness of internal controls over Radiology and to determine compliance with University of Arkansas Board of Trustees policies, campus procedures, and applicable state laws. IAD's Internal Audit Report, dated January 16, 2013, was for the period January 2010 to April 2012, with other periods included as needed. The entire report is provided in Appendix A on page A-1 through A-16, while a summary of the findings is provided below.</p> <p>A. IAD review of the relationship between Radiology and certain companies owned and/or controlled by Medical Assets Holding Company revealed the following:</p> <ol style="list-style-type: none"> <li>1. The UAMS Vice Chancellor of Communications contacted the former Dean of the College of Medicine (COM) to inform her that a Radiology physician, Dr. Eren Erdem, was advertised as being associated with an outside clinic. The Dean discussed this issue with Dr. Erdem, who indicated that his association was approved by the Department Chair, Dr. Phil Kenney, who stepped down as Chair on July 1, 2012, and the Business Administrator, Mr. Jack Evans, who retired on May 1, 2012. After the Dean inquired of all COM departments as to outside associations, another Radiology physician reported that he received payments from an outside company, but Mr. Evans gave him the checks.</li> <li>2. The PET Center at UAMS is operated by Medical Assets Holding Company (MAHC), as is the Cyclotron. Radiology physicians also provide services at another of MAHC's companies, Texarkana MRI. For the audit period, payments were not made to UAMS by Texarkana MRI, the PET Center, or the Cyclotron for these services. Rather, Mr. Evans, in a diversion of funds owed to UAMS, directed Medical Investments of Little Rock, another company owned/controlled by MAHC, to make payments totaling \$627,990. Of that total, \$624,670 was paid directly to UAMS employees rather than to UAMS.</li> </ol> <p>B. Per UAMS Faculty Group Practice Policy #7000-0100-510 regarding moonlighting or external employment by UAMS faculty, faculty members must request approval prior to engaging in outside patient care activities, and all income from these activities belongs to the UAMS FGP. Dr. Erdem's Conflict</p>
------------------------------	--

**DIVISION OF LEGESLATIVE AUDIT  
AUDIT OF UNIVERSITY OF ARKANSAS FOR MEDICAL SCIENCES  
June 30, 2013**

	<p>of Interest (COI) form, which he revised in early 2012, included income for professional services from two sources for calendar year 2011: Arkansas Neurosurgery for \$242,274 and Radiology Consultants for \$26,702. Per discussion with Dr. Erdem, Mr. Evans and Dr. Kenney instructed Dr. Erdem to</p> <p>retain any compensation received outside of UAMS rather than deposit it through FGP.</p> <p>C. MAHC holds leases for the PET Center at UAMS as well as the Cyclotron. Medical Investments of Little Rock paid UAMS employees upon the direction of Mr. Evans in a diversion of funds owed to UAMS. IAD interviewed employees who received 93% of the payments during the audit period; none disclosed the payments on their COI Forms. Dr. Erdem received \$106,544 during the audit period, which he did not disclose when he corrected his COI Form in early 2012. Six additional physicians and four administrative or patient care professionals received these payments, although none of them provided services to Medical Investments of Little Rock.</p> <p>D. UAMS name was used by a private, for profit company (Medical Investments of Little Rock) unaffiliated with UAMS.</p> <p>E. IAD review revealed unpaid fees/revenues of an estimated \$300,000 from leases with MAHC. Certain files provided to IAD during the audit indicated some of these fees may have been diverted to a separate account not a part of UAMS's books and records.</p> <p>F. Radiology services were provided to Texarkana MRI by UAMS physicians. IAD review of the Texarkana MRI general ledgers for calendar years 2010 and 2011 and a portion of the year ended April 30, 2012, revealed that services were performed for Texarkana MRI, but payments were made to Medical Investments of Little Rock. Total revenue of \$154,261 was transferred by Texarkana MRI to Medical Investments of Little Rock, rather than UAMS, for the 30-month period. Furthermore, files indicated additional fees, going back to 2005, of \$794,725 for radiology services provided by UAMS at Texarkana MRI appeared to be unpaid.</p> <p>G. The Cyclotron facility is operated by Dr. Mark Berridge, a former full-time UAMS employee and President of 3D Imaging. Per IAD review of files provided by Mr. Evans, payments were transferred from 3D Imaging to Medical Investments of Little Rock but were not paid to UAMS during the audit period. Expenses that UAMS incurred related to the Cyclotron facility totalled \$722,689 for fiscal years 2010, 2011, and 2012.</p>
--	---

**DIVISION OF LEGESLATIVE AUDIT  
 AUDIT OF UNIVERSITY OF ARKANSAS FOR MEDICAL SCIENCES  
 June 30, 2013**

	<p>H. Six contracts with other MRI facilities and clinics were not executed properly, and of those, three did not remit service fees to UAMS.</p> <p>I. Radiology Department provides services to two AHECs: South Arkansas (SA) and Southwest Arkansas (SW). However, Radiology was receiving no revenue, and no agreements were in place. AHEC-SA had used Radiology for approximately 18 months and were billing for services globally but not remitting collections to Radiology. AHEC-SW had used Radiology for approximately 27 months but had only begun billing globally in July 2012.</p> <p>J. As part of the UAMS budget process, the COM Dean's Office ensures that each department's budget is properly reviewed prior to review by the Chancellor's Office. The COM did not require departments to routinely submit written variance explanations between budget and actual numbers. Therefore, excess department spending may not have been discovered timely.</p> <p>K. The former Business Administrator changed the salary of the former Radiology Chair, Dr. Ferris, in the SAP system in July 2011 without prior approval from the former COM Dean.</p> <p>L. IAD tested expense areas that Mr. Evans would have controlled. Testing of Radiology travel expenditures revealed that UAMS Travel Authorization forms were not completed prior to travel for 16 of 20 trips tested (\$42,049 of \$52,167 tested). IAD also noted that Travel Expense Statements were not completed within the 30-day required timeframe for 15 of 20 trips tested, totaling \$38,789; completion times ranged from 61 to 166 days after the trip occurred. IAD noted that 15 of 20 trips tested, totaling \$38,789, were incurred in one fiscal year and reimbursed in the following fiscal year, distorting expenses for both years.</p>
<p><i>Institution's        Response</i></p>	<p>A.1: Dr. Erdem sought permission to perform these activities from his department chair and administrator who told him that it was fine, in violation of College of Medicine and Faculty Group Practice policy. Because he believed he had institutional approval to engage in the activities, we are not seeking repayment of his outside earnings. Dr. Erdem's FTE has been reduced by the Department of Radiology to 80% with a concomitant decrease in his salary.</p> <p>B. The COM will work with the FGP board to revise FGP policy #7000-0100-510 to include an annual review of moonlighting arrangements by the Dean's Office, which should be completed by February 28, 2013.</p>

**DIVISION OF LEGESLATIVE AUDIT  
 AUDIT OF UNIVERSITY OF ARKANSAS FOR MEDICAL SCIENCES  
 June 30, 2013**

	<p>C. The Department of Radiology will advise each employee who received payments from Medical Investments of Little Rock and is still employed by UAMS to revise their COI form to disclose the payments by January 31, 2013. Additional training will be provided by the UAMS Conflict of Interest Office to Department of Radiology employees on COI by January 31, 2013.</p> <p>D. The UAMS CFO contacted Medical Investments of Little Rock by phone on or about June 12, 2012 and asked them to immediately stop using the name of UAMS on correspondence and checks. The interim UAMS CFO has put this request in writing by certified mail and asked that they cease and desist from using the UAMS name in any of their correspondence or on their checks.</p> <p>E. Department of Radiology has consulted with General Counsel and will request payment of the Medical Director fees from MAHC in the amount of \$300,000 by February 28, 2013.</p> <p>F. Department of Radiology will request payment from Texarkana MRI to which they provided services in the amount of \$154,261.18 (less \$16,402.37 previously collected on December 10, 2012.) by January 31, 2013. Department of Radiology will estimate the amount of payments which should have been received from Texarkana MRI. Additionally, it has consulted with General Counsel to collect all amounts due to UAMS by March 31, 2013.</p> <p>G. Department of Radiology has transferred funds totaling \$79,600.38 to the correct cost center 1001356 by ledger close for January 2013. Dr. Berridge has received his 60 day notice of termination of employment status and has been offered an adjunct(uncompensated) faculty position. He will no longer be a UAMS employee after March 2013.</p> <p>H. New contracts with Chenal MRI, Open MRI of Conway, and Open MRI of Searcy have been reviewed by General Counsel and are being circulated for appropriate signatures in accordance with institutional policy. Fully executed contracts will be in place by January 31, 2013. Department of Radiology is working with the Faculty Group Practice and the North Metro Center to change the process so that the department receives the information by date of service, which should resolve the problems with reconciliation. If it proves impossible to reach that point, a new contract will be negotiated, in association with General Counsel. The contract will be negotiated no later than June 30, 2013 and fully executed by August 31, 2013. The most recent activity with Stonebriar occurred in March 2012 and no additional activity is anticipated, thus no contract will be executed with this facility. Contracts with Northside and Westside will be fully executed by February 15, 2013.</p>
--	--

**DIVISION OF LEGESLATIVE AUDIT  
 AUDIT OF UNIVERSITY OF ARKANSAS FOR MEDICAL SCIENCES  
 June 30, 2013**

	<p>Department of Radiology will bill and attempt to collect for the services previously provided for Northside, Westside, and Stonebriar by February 28, 2013.</p> <p>I. Department of Radiology has negotiated agreements with AHEC-SA and AHEC-SW to formalize their relationships. The agreements will be fully executed by January 31, 2013. Department of Radiology will request payment from AHEC-SA for the physician services which have been performed by January 31, 2013. Effective July 1, 2012, AHEC-SW began billing globally for radiology services and as of January 2013, the Department of Radiology is invoicing AHEC-SW for the professional component of those. For dates of service prior to July 2012, the Department of Radiology is direct billing the AHEC patients as far back as possible within filing deadlines by February 15, 2013.</p> <p>J. The COM currently requests variance explanations from departments on an as-needed basis, to answer specific financial questions or to support the payment of faculty incentives. Going forward, the COM will institute a monthly process by February 15, 2013 which requires all COM departments to submit detailed budget-to-actual variance explanations to the Chair and Dean's Office. The COM will hold training sessions to ensure that all COM department administrators understand the new variance explanation process, monthly deadlines, and what constitutes an appropriate variance explanation by January 31, 2013.</p> <p>K. The COM will review the HR report on recipients of salary change emails on a quarterly basis to ensure that the emails are being received and reviewed timely and appropriate people are being notified, beginning in January 2013. The COM Senior Finance Manager will forward his summary of the weekly salary increase notifications to the Dean beginning in January 2013.</p> <p>L. The Department of Radiology has provided training on UAMS travel policies and is requiring employees to follow them.</p>
--	---

**FINDINGS COVERING PROGRAMS AUDITED BY OTHER EXTERNAL AUDITORS**

**U.S. DEPARTMENT OF HEALTH AND HUMAN SERVICES**

**Finding Number:** 13-150-01  
**State/Educational Agency(s):** University of Arkansas for Medical Sciences  
**CFDA Number(s) and Program Title(s):** 93.394 – Cancer Detection and Diagnosis Research  
93.395 – Cancer Treatment Research  
93.398 – Cancer Research Manpower  
93.847 – Diabetes, Digestive, and Kidney Diseases  
Extramural Research  
93.Unknown – Other Department of Health and  
Human Services Assistance  
(Research and Development Cluster)  
**Federal Award Number(s):** ACRIN 6685; CA032102; CALGB 90802;  
NSC-736634; S1201; ECOG 1609;  
Protocol R; HHS-N-260-2005-00007-C  
**Federal Award Year(s):** July 1, 2012 through June 30, 2013  
**Compliance Requirement(s) Affected:** Allowable Costs/Cost Principles – Indirect Costs  
**Type of Finding:** Noncompliance

**Criteria:**

In order to recover indirect costs, educational institutions must prepare indirect cost rate proposals (ICRPs) in accordance with the guidelines provided in A-21. Educational institutions must submit ICRPs to the cognizant agency for approval (A-21, section G.11). These approved rates must be applied to Federal Awards, unless superseded by award-specific rates.

**Condition and Context:**

Out of a sample of 25 indirect cost expenditures for R&D grants selected for testing, one item was identified for which the federally approved indirect cost rate was not used for the April 2013 indirect cost expenditures. This selected expenditure resulted in an over expenditure of \$15,465.23.

Additionally, upon further investigation of the magnitude of this finding, there were 8 grants for which an over expenditure was recorded, resulting in an over expenditure of \$24,424.94 specifically for the April 2013 monthly indirect costs. It should be noted that all 8 of these grants are clinical trials grants for which cash had not yet been drawn for the recorded indirect expenditures as of year-end.

It is noted that our testing encompassed multiple different months and a variety of indirect cost uploads and this was the only instance where an incorrect upload of the indirect costs was identified.

**AUDIT COMPLETED BY PricewaterhouseCoopers LLP  
 AUDIT OF UNIVERSITY OF ARKANSAS FOR MEDICAL SCIENCES  
 June 30, 2013**

**FINDINGS COVERING PROGRAMS AUDITED BY OTHER EXTERNAL AUDITORS (Continued)**

**U.S. DEPARTMENT OF HEALTH AND HUMAN SERVICES (Continued)**

**Finding Number:** 13-150-01 (Continued)  
**State/Educational Agency(s):** University of Arkansas for Medical Sciences  
**CFDA Number(s) and Program Title(s):** 93.394 – Cancer Detection and Diagnosis Research  
 93.395 – Cancer Treatment Research  
 93.398 – Cancer Research Manpower  
 93.847 – Diabetes, Digestive, and Kidney Diseases  
 Extramural Research  
 93.Unknown – Other Department of Health and  
 Human Services Assistance  
 (Research and Development Cluster)  
**Federal Award Number(s):** ACRIN 6685; CA032102; CALGB 90802;  
 NSC-736634; S1201; ECOG 1609;  
 Protocol R; HHS-N-260-2005-00007-C  
**Federal Award Year(s):** July 1, 2012 through June 30, 2013  
**Compliance Requirement(s) Affected:** Allowable Costs/Cost Principles – Indirect Costs  
**Type of Finding:** Noncompliance

**Questioned Costs:**

CFDA	Indirect Cost Over-Expenditure	Document / Contract	Agency / Pass-Through Entity
93.394	15,465.23	ACRIN 6685	American College of Radiology
93.395	145.75	CA032102	Southwest Oncology Group
93.395	1,350.00	CALGB 90802	CTSU-CALGB
93.395	1,017.50	NSC-736634	Southwest Oncology Group
93.395	1,397.87	S1201	Southwest Oncology Group
93.398	4,770.00	ECOG 1609	Cancer Trials Support Unit
93.847	78.40	Protocol R	Jaeb Center for Health Research
93.Unknown	200.19	HHS-N-260-2005-00007-C	The EMMES Corporation
<b>Total</b>	<b>24,424.94</b>		

**Cause:**

UAMS' process of recording indirect costs is based off of an automated calculation which pulls from grant specific rates that have been previously uploaded into the system; however, the monthly upload of these calculations to record the indirect cost expenditures is a manual process. When uploading a portion of the April 2013 indirect cost expenditures, monthly



**FINDINGS COVERING PROGRAMS AUDITED BY OTHER EXTERNAL AUDITORS (Continued)**

**U.S. DEPARTMENT OF HEALTH AND HUMAN SERVICES (Continued)**

<b>Finding Number:</b>	13-150-01 (Continued)
<b>State/Educational Agency(s):</b>	University of Arkansas for Medical Sciences
<b>CFDA Number(s) and Program Title(s):</b>	93.394 – Cancer Detection and Diagnosis Research 93.395 – Cancer Treatment Research 93.398 – Cancer Research Manpower 93.847 – Diabetes, Digestive, and Kidney Diseases Extramural Research 93.Unknown – Other Department of Health and Human Services Assistance (Research and Development Cluster)
<b>Federal Award Number(s):</b>	ACRIN 6685; CA032102; CALGB 90802; NSC-736634; S1201; ECOG 1609; Protocol R; HHS-N-260-2005-00007-C
<b>Federal Award Year(s):</b>	July 1, 2012 through June 30, 2013
<b>Compliance Requirement(s) Affected:</b>	Allowable Costs/Cost Principles – Indirect Costs
<b>Type of Finding:</b>	Noncompliance

indirect costs for eight of the grants (clinical trials) were uploaded using the incorrect column from the automated indirect costs calculation file, resulting in an over expenditure of indirect costs.

**Effect:**

The recording of expenditures of indirect costs greater than the approved rate could result in drawdowns or reimbursements for unallowable costs, as these indirect cost rates have either been federally approved or approved on an award-specific basis within the grant award.

**Recommendation:**

It is our recommendation that management implements a more robust review process of their upload of monthly grant expenditures to better verify that indirect cost rates were applied to the grants for that month. Additionally, a periodic review should be performed to verify that Federal grants had not incurred indirect costs at a rate greater than their approved rates.

**AUDIT COMPLETED BY PricewaterhouseCoopers LLP  
AUDIT OF UNIVERSITY OF ARKANSAS FOR MEDICAL SCIENCES  
June 30, 2013**

**FINDINGS COVERING PROGRAMS AUDITED BY OTHER EXTERNAL AUDITORS (Continued)**

**U.S. DEPARTMENT OF HEALTH AND HUMAN SERVICES (Continued)**

**Finding Number:** 13-150-01 (Continued)  
**State/Educational Agency(s):** University of Arkansas for Medical Sciences  
**CFDA Number(s) and Program Title(s):** 93.394 – Cancer Detection and Diagnosis Research  
93.395 – Cancer Treatment Research  
93.398 – Cancer Research Manpower  
93.847 – Diabetes, Digestive, and Kidney Diseases  
Extramural Research  
93.Unknown – Other Department of Health and  
Human Services Assistance  
(Research and Development Cluster)  
**Federal Award Number(s):** ACRIN 6685; CA032102; CALGB 90802;  
NSC-736634; S1201; ECOG 1609;  
Protocol R; HHS-N-260-2005-00007-C  
**Federal Award Year(s):** July 1, 2012 through June 30, 2013  
**Compliance Requirement(s) Affected:** Allowable Costs/Cost Principles – Indirect Costs  
**Type of Finding:** Noncompliance

**Views of Responsible Officials and Planned Corrective Action:**

We concur with the finding. Management will continue the current review of F&A postings each month but will add a quarterly review as of December 31, 2013 to ensure human errors such as this do not occur or if they do occur the errors are corrected in a timely manner.

**Anticipated Completion Date:** Currently implemented effective December 13, 2013

# UNIVERSITY OF ARKANSAS - PINE BLUFF

## Laurence B. Alexander, Chancellor

---

### **ENABLING LAWS**

Morrill Act of 1862; Legislative Act of 1873; Land Grant of 1890; Act 52 of 2014

### **INSTITUTION HISTORY AND ORGANIZATION**

#### Introduction

The University of Arkansas at Pine Bluff (UAPB) is an 1890 Land Grant institution and is the second oldest public university in Arkansas. UAPB maintains a 320-acre main campus, an extended campus in North Little Rock, research farms in Lake Village, Lonoke and Marianna, research and Extension offices in Lonoke, Newport and Lake Village, an ERDC Business Support Incubator (Downtown Pine Bluff), and a University Plaza. Twenty-eight baccalaureate degree programs, eight master's degree programs and a Ph.D. program are offered through sixteen academic departments. The student population for fall 2014 was 2,513.

UAPB is accredited by the Higher Learning Commission (North Central Association), the National Council for the Accreditation of Teacher Education, the National Association of Schools of Music, the National Association of Schools of Art and Design, the Accreditation Council for Business Schools and Programs, the American Association of Family and Consumer Sciences, National Association of Industrial Technology, and the National Schools of Social Work.

#### Historical Mission

One of the most important aspects of the historical mission of Agricultural, Mechanical and Normal College was established by the Legislative Act of 1873 that created the College. The Act stipulated that the institution was being established for the convenience and well-being of the poorer classes. The second statutory provision relating to the mission of the College was the Land Grant Act of 1890, which made the Morrill Act of 1862 applicable in every respect to Agricultural, Mechanical and Normal College. The Act of 1862 charges the College, without its excluding other scientific and classical studies, and including military tactics, to teach such branches of learning as are related to agriculture and the mechanic arts. These subjects are to be taught in such manner as the State prescribes in order to provide the liberal and practical education of the laboring classes of people in the several pursuits and occupations of life.

#### Evolving Mission

While the University of Arkansas at Pine Bluff will continue to maintain a special sensitivity to the needs, aspirations, problems, and opportunities of its historic constituents, it shall expand its mission with a high degree of excellence and with a sense of constantly improving quality.

## UNIVERSITY OF ARKANSAS - PINE BLUFF

### Laurence B. Alexander, Chancellor

---

To fulfill its mission of service to this heterogeneous student clientele differing academically, socially, racially, ethnically and culturally, UAPB shall develop creative and innovative activities that produce new curricular models in the fields of aesthetics, social and political institutions, and scientific technical development.

The thrusts of this new and expanded mission could and should result in the re-examination and improvement of value systems and moral behavior of political institutions and of the economic system. Such a mission does not merely support the advancements of science and technology; it uses science and technology to help solve economic, physical, social, political, racial and cultural problems.

#### Student and Programmatic Success

Student involvement and leadership opportunities are provided by over 90 student organizations, the internationally renowned Vesper Choir, internationally acclaimed Marching Band, nationally recognized debate team, award-winning theatre department, accomplished athletic program and radio and television laboratory facilities.

One of the university's successful programs is the STEM (Science, Technology, Engineering, and Mathematics) Academy. The UAPB STEM Academy is a well-integrated set of enrichment programs designed to help meet local, state and national human resource needs in STEM areas. As an HBCU with a land grant mission, the University of Arkansas at Pine Bluff has a legacy of service to underserved, rural and minority populations. The STEM academy reflects this mission and has a particular emphasis on helping to increase the pool of well-prepared underrepresented minorities in STEM majors and careers. The STEM Academy is designed to help meet research, teaching and industry needs in science areas, with a particular emphasis on diversity in this critical area. The UAPB STEM Academy has 229 undergraduates and six graduate students in fall 2014. The retention rate of student participants in the STEM Academy is 87.0% for academic year 2011-12, 93.1% for 2012-13 and 93.3% for 2013-14.

The UAPB Bachelor of Science Degree in Regulatory Science is not only the exclusive choice for the study in the nation, but also the program is designated by the U.S. Department of Agriculture as a Center of Excellence and anchors a vital partnership with other national governmental agencies such as the United States Department of Transportation, the United States Department of Commerce, and other agencies.

#### FORMULA DRIVEN

For the 2015-2017 biennium, the University of Arkansas at Pine Bluff has decreased its funding requests in comparison to the requests made in the 2013-2015 biennium. Specifically, the 2015-2016 request is approximately \$3,000,000 lower than the authorized appropriation for 2014-2015. This decrease in appropriations will increase the challenges related to low

## UNIVERSITY OF ARKANSAS - PINE BLUFF

### Laurence B. Alexander, Chancellor

---

faculty salaries (as compared to SREB and peer institutions) and the difficulty to recruit and retain highly qualified faculty. Adjustments will also be made to utility and general maintenance expenses although both continue to increase due to an aging campus and despite energy saving strategies that have been implemented and cost containment efforts.

The University of Arkansas at Pine Bluff has taken great strides to increase retention and graduation rates and decrease the need for remediation among its freshmen recruits. The university has instituted increased admissions standards and created the Office of Enrollment Management whose sole focus is recruitment, retention and student success. These two measures have helped to increase the average ACT score to 18.1 (from 16.0 in Fall 2010) and decreased the number of students in remedial classes by 8.22% (from Fall 2013).

#### NON FORMULA

UAPB is one of five institutions generating the highest dollar amounts in research grants among higher education institutions in Arkansas. Our Land-Grant mission is supported by the Federal Government which requires a state dollar for dollar match. It is imperative that the match be realized to avoid a decrease in services to the Arkansas farm industry. It should be noted that the Federal Government has granted waivers for the match over the past four years. Failure by the state to acknowledge its share of the cost might cause the funds to be reallocated to institutions in other states.

The University of Arkansas at Pine Bluff remains committed to the continuation and enhancement of its Center of Excellence (Aquaculture), and its areas of emphasis (science and mathematics, minority business development, teacher education, and student development and leadership). The University offers premier programs in aquaculture and Regulatory Science. Aquaculture and Fisheries, the UAPB Center of Excellence, is internationally recognized for its educational distinction, research and for its economic value. The production of the faculty in the program possesses an international reputation. The faculty and their works are also highly respected throughout the state of Arkansas.

Arkansas leads the nation in the production of baitfish and UAPB is attributed with much of Arkansas' successful performance in the catfish and baitfish industries. The UAPB Bachelor of Science degree in Regulatory Science is not only the exclusive choice for that study in the nation, but also the program is designated by the U. S. Department of Agriculture as a Center of Excellence. The program also anchors vital partnerships with other national governmental agencies such as the United States Department of Transportation, the United States Department of Commerce, and other agencies.

The future of these programs is critical to the aquaculture and related farm industry and depends heavily on the availability of matching funds by the state. It is easily verified that the continued vitality of the Aquaculture Program at UAPB is essential to the continuation of the fish farming industry in Arkansas. The support from the industry is second to none and this is

**UNIVERSITY OF ARKANSAS - PINE BLUFF**  
**Laurence B. Alexander, Chancellor**

---

evidenced by the tremendous advocacy of the industry for the Ph.D. in Aquaculture at UAPB. The federal government recognized the importance of UAPB's mission in aquaculture and has each year increased our appropriation for the programs. These appropriations require a state match.

The UAPB Jenkins Children's Center Program provides an excellent opportunity for the program to jointly address a critical need for services by some of the more challenged individuals in our society. Also, funding for the program helps to provide a critical need for teachers preparing for careers in Special Education.

Failure to appropriate sufficient funds for the Jenkins program will seriously impact UAPB's ability to serve some of the more challenged individuals in our society and the allocation will be redirected to other institutions.

**PERSONAL SERVICES**

The university respectfully requests the following thirty-two critical personnel positions to fulfill its commitments and support for its programs, remediation, retention, graduation and activities:

Non-Classified	23 Positions
Classified	9 Positions

**INSTITUTION APPROPRIATION SUMMARY  
2015-2017 BIENNIUM**

INSTITUTION UNIVERSITY OF ARKANSAS AT PINE BLUFF

	APPROPRIATION	HISTORICAL DATA						INSTITUTION REQUEST & AHECB RECOMMENDATION							
		2013-2014		2014-2015		2014-2015		2015-2016				2016-2017			
		ACTUAL	POS	BUDGETED	POS	AUTHORIZED	POS	INST REQUEST	POS	AHECB REC	POS	INST REQUEST	POS	AHECB REC	POS
1	STATE TREASURY	27,075,920		27,309,289		29,148,700		28,631,684		28,631,684		29,603,519		29,603,519	
2	CASH	40,146,942		120,001,044		120,001,044		122,401,065		122,401,065		124,849,086		124,849,086	
3															
4															
5															
6															
7															
8															
9															
10															
11	TOTAL	\$67,222,862	659	\$147,310,333	687	\$149,149,744	916	\$151,032,749	909	\$151,032,749	0	\$154,452,605	909	\$154,452,605	0
	FUNDING SOURCES		%		%				%		%		%		%
12	PRIOR YEAR FUND BALANCE*	0	0.00%	0	0%			0	0%	0	0%	0	0%	0	0%
13	GENERAL REVENUE	25,229,737	38%	25,418,885	17%			26,741,280	18%	26,741,280	18%	27,713,115	18%	27,713,115	18%
14	EDUCATIONAL EXCELLENCE TRUST FUND	1,846,183	3%	1,890,404	1%			1,890,404	1%	1,890,404	1%	1,890,404	1%	1,890,404	1%
15	WORKFORCE 2000	0	0%	0	0%			0	0%	0	0%	0	0%	0	0%
16	CASH FUNDS	21,123,522	31%	49,996,539	34%			47,498,541	31%	47,498,541	31%	48,448,511	31%	48,448,511	31%
17	SPECIAL REVENUES		0%		0%				0%		0%		0%		0%
18	FEDERAL FUNDS	19,023,420	28%	70,004,505	48%			74,902,524	50%	74,902,524	50%	76,400,575	49%	76,400,575	49%
19	TOBACCO SETTLEMENT FUNDS	0	0%	0	0%			0	0%	0	0%	0	0%	0	0%
20	OTHER FUNDS	0	0%	0	0%			0	0%	0	0%	0	0%	0	0%
21	TOTAL INCOME	\$67,222,862	100%	\$147,310,333	100%			\$151,032,749	100%	\$151,032,749	100%	\$154,452,605	100%	\$154,452,605	100%
22	EXCESS (FUNDING)/APPROPRIATION	\$0		\$0				\$0		\$0		\$0		\$0	

UNRESTRICTED EDUCATIONAL & GENERAL FUND BALANCE AS OF JUNE 30, 2014:	\$22,577,135
LESS RESERVES FOR:	
ACCOUNTS RECEIVABLE	\$1,752,493
INVENTORIES	\$44,914
YEAR-END ENCUMBRANCES NOT YET RECORDED AS LIABILITIES	\$0
INSURANCE DEDUCTIBLES	\$65,000
MAJOR CRITICAL SYSTEMS FAILURES	\$2,000,000
60 DAYS OF SALARIES & BENEFITS (CASH FLOW PURPOSES)	\$5,187,186
RESERVE FOR SPECIFIC ITEM (SOFTWARE, EQUIPMENT, ETC.)	\$5,250,000
OTHER (FOOTNOTE BELOW)	
UNRESERVED EDUCATIONAL & GENERAL FUND BALANCE	\$8,277,542

\*Line 12 Prior Year Fund Balance includes only the portion of the fund balance needed to balance that fiscal year's budget.

**SUMMARY OF UNRESTRICTED EDUCATIONAL AND GENERAL CURRENT FUND EXPENDITURES AND INCOME  
AND AHECB GENERAL REVENUE RECOMMENDATIONS  
FOR THE 2015-2017 BIENNIUM (Non-Formula Entities)**

UNIVERSITY OF ARKANSAS AT PINE BLUFF

NAME OF INSTITUTION

	EXPENDITURE CATEGORIES	2013-2014 ACTUAL	2014-2015 BUDGETED *	2015-17 INSTITUTIONAL REQUESTS / AHECB RECOMMENDATIONS			
				2015-2016		2016-2017	
				REQUEST	RECOMMENDATION	REQUEST	RECOMMENDATION
1	INSTRUCTION	120,518					
2	RESEARCH	1,895,227	1,943,765	2,568,993	2,568,993	2,613,276	2,613,276
3	PUBLIC SERVICE	1,631,846	1,703,826	1,922,764	1,922,764	2,013,275	2,013,275
4							
5							
6							
7							
8							
9							
10							
11							
12							
13	MANDATORY TRANSFERS						
14	AUXILIARY TRANSFERS						
15	NON-MANDATORY TRANSFERS						
16	TOTAL UNREST. E&G EXP.	\$3,647,591	\$3,647,591	\$4,491,757	\$4,491,757	\$4,626,551	\$4,626,551
17	NET LOCAL INCOME						
18	PRIOR YEAR BALANCE***						
	STATE FUNDS:						
19	GENERAL REVENUE	3,647,591	3,647,591	4,491,757	4,491,757	4,626,551	4,626,551
20	EDUCATIONAL EXCELLENCE						
21	WORKFORCE 2000						
22	TOBACCO SETTLEMENT FUNDS						
23	OTHER STATE FUNDS **						
24	TOTAL SOURCES OF INCOME	\$3,647,591	\$3,647,591	\$4,491,757	\$4,491,757	\$4,626,551	\$4,626,551

FORM 15-2 Nonformula

\* The amounts for Revenue Stabilization Act, Educational Excellence Trust Fund, and Workforce 2000 are based on the DF&A forecast.

\*\* Funds received for operating purposes from state appropriations other than RSA, EETF, and WF2000 (e.g. General Improvement) should be reported on Line 23 "Other State Funds" and identified in a footnote.

\*\*\*Line 18 Prior Year Fund Balance includes only the portion of the fund balance needed to balance that fiscal year's budget.



**APPROPRIATION ACT FORM - STATE TREASURY  
2015-2017 BIENNIUM**

FUND CGA0000

INSTITUTION UNIVERSITY OF ARKANSAS AT PINE BLUFF

APPROPRIATION 616

	DESCRIPTION	ACTUAL 2013-2014	BUDGETED 2014-2015	AUTHORIZED APPROPRIATION 2014-2015	INSTITUTIONAL REQUEST / AHECB RECOMMENDATION		LEGISLATIVE RECOMMENDATION	
					2015-2016	2016-2017	2015-2016	2016-2017
1	REGULAR SALARIES	16,421,904	16,542,170	17,759,331	18,023,945	18,537,162		
2	EXTRA HELP WAGES	950,887	972,375	972,375	986,864	1,021,732		
3	OVERTIME							
4	PERSONAL SERVICES MATCHING	4,439,541	4,497,725	4,828,664	4,535,073	4,813,402		
5	OPERATING EXPENSES	3,814,331	3,843,207	4,134,518	4,234,939	4,377,489		
6	CONFERENCE FEES & TRAVEL	0	0	0	0	0		
7	PROFESSIONAL FEES AND SERVICES	287,146	293,635	293,635	287,146	290,017		
8	CAPITAL OUTLAY	0	0	0	0	0		
9	FUNDED DEPRECIATION	1,134,539	1,160,177	1,160,177	563,717	563,717		
10	WORKERS COMP/SURETY PREMIUM	27,572						
11								
12								
13	TOTAL APPROPRIATION	\$27,075,920	\$27,309,289	\$29,148,700	\$28,631,684	\$29,603,519	\$0	\$0
14	PRIOR YEAR FUND BALANCE**							
15	GENERAL REVENUE	25,229,737	25,418,885		26,741,280	27,713,115		
16	EDUCATIONAL EXCELLENCE TRUST FUND	1,846,183	1,890,404		1,890,404	1,890,404		
17	SPECIAL REVENUES * [WF2000]							
18	FEDERAL FUNDS IN STATE TREASURY							
19	TOBACCO SETTLEMENT FUNDS							
20	OTHER STATE TREASURY FUNDS							
21	TOTAL INCOME	\$27,075,920	\$27,309,289		\$28,631,684	\$29,603,519	\$0	\$0
22	EXCESS (FUNDING)/APPROPRIATION	\$0	\$0		\$0	\$0	\$0	\$0

\* Report WF2000 funds on line 17 - "Special Revenues".

FORM 15-3

\*\*Line 14 Prior Year Fund Balance includes only the portion of the fund balance needed to balance that fiscal year's budget.

**APPROPRIATION ACT FORM - CASH FUNDS  
2015-2017 BIENNIUM**

FUND 2020000

INSTITUTION UNIVERSITY OF ARKANSAS AT PINE BLUFF

APPROPRIATION B13

	DESCRIPTION	ACTUAL 2013-2014	BUDGETED 2014-2015	AUTHORIZED APPROPRIATION 2014-2015	INSTITUTIONAL REQUEST / AHECB RECOMMENDATION		LEGISLATIVE RECOMMENDATION	
					2015-2016	2016-2017	2015-2016	2016-2017
1	REGULAR SALARIES	10,977,482	29,128,852	29,128,852	29,711,429	30,305,658		
2	EXTRA HELP WAGES	704,239	4,363,674	4,363,674	4,450,947	4,539,966		
3	OVERTIME	473,584	4,581,858	4,581,858	4,673,495	4,766,965		
4	PERSONAL SERVICES MATCHING	3,993,860	9,271,482	9,271,482	9,456,912	9,646,050		
5	OPERATING EXPENSES	10,774,975	17,563,789	17,563,789	17,915,065	18,273,367		
6	CONFERENCE FEES & TRAVEL	515,442	2,345,475	2,345,475	2,392,384	2,440,232		
7	PROFESSIONAL FEES AND SERVICES	2,292,732	2,345,475	2,345,475	2,392,385	2,440,232		
8	CAPITAL OUTLAY	10,044,036	14,345,579	14,345,579	14,632,491	14,925,140		
9	CAPITAL IMPROVEMENTS	156,843	22,472,923	22,472,923	22,922,381	23,380,829		
10	DEBT SERVICE	164,887	3,654,578	3,654,578	3,727,670	3,802,223		
11	FUND TRANSFERS, REFUNDS AND INVESTMENTS	48,862	9,818,267	9,818,267	10,014,632	10,214,925		
12	PROMOTIONAL ITEMS	0	109,092	109,092	111,274	113,499		
13								
14								
15								
16	TOTAL APPROPRIATION	\$40,146,942	\$120,001,044	\$120,001,044	\$122,401,065	\$124,849,086	\$0	\$0
17	PRIOR YEAR FUND BALANCE***							
18	TUITION AND MANDATORY FEES	16,299,059	22,449,742		21,935,433	22,374,141		
19	ALL OTHER FEES		224,497		137,916	140,674		
20	SALES AND SERVICES RELATED TO EDUCATIONAL DEPARTMENTS	96,939	650,000		621,513	633,943		
21	INVESTMENT INCOME	157,910	302,785		11,889	12,127		
22	FEDERAL CASH FUNDS	19,023,420	70,004,505		74,902,524	76,400,575		
23	OTHER CASH FUNDS	4,569,614	26,369,515		24,791,790	25,287,626		
24	TOTAL INCOME	\$40,146,942	\$120,001,044		\$122,401,065	\$124,849,086	\$0	\$0
25	EXCESS (FUNDING)/APPROPRIATION	\$0	\$0		\$0	\$0	\$0	\$0

**TOTAL NUMBER OF POSITIONS (GENERAL REVENUE AND CASH COMBINED)**

	ACTUAL 2013-2014	BUDGETED 2014-2015	AUTHORIZED 2014-2015	INSTITUTIONAL REQUEST	AHECB RECOMMEND	LEGISLATIVE RECOMMENDATION
				2015-2017	2015-2017	2015-2017
REGULAR POSITIONS	659	687	916	925	924	
TOBACCO POSITIONS						
EXTRA HELP **	221	248	924	924	924	

FORM 15-4

\*\* The total number of Extra-Help shown in the requested column will be the total extra-Help positions [General Revenue and Cash] requested to be authorized.

\*\*\*Line 17 Prior Year Fund Balance includes only the portion of the fund balance needed to balance that fiscal year's budget.

**AUXILIARY ENTERPRISE CASH INCOME AND EXPENDITURES**

UNIVERSITY OF ARKANSAS AT PINE BLUFF  
(NAME OF INSTITUTION)

	ACTIVITY	ACTUAL 2013-2014				BUDGETED 2014-2015			
		INCOME	OPERATING EXPENSES	DEBT SERVICE	NET INCOME	INCOME	OPERATING EXPENSES	DEBT SERVICE	NET INCOME
1	INTERCOLLEGIATE ATHLETICS *	2,485,685	5,644,168	1,210,920	(4,369,403)	4,418,311	5,803,987	255,000	(1,640,676)
2	HOUSING	4,546,723	2,315,410	828,305	1,403,008	4,693,000	3,443,501	900,000	349,499
3	FOOD SERVICES	3,395,693	2,346,940		1,048,753	3,165,000	2,712,822		452,178
4	STUDENT UNION		234,490		(234,490)		323,515		(323,515)
5	BOOKSTORE	140,819	1,943		138,876	135,000			135,000
6	STUDENT ORGANIZATIONS AND PUBLICATIONS				0				0
7	OTHER	284,517	542,887		(258,370)	224,500	494,886		(270,386)
8	SUBTOTAL	\$10,853,437	\$11,085,838	\$2,039,225	(\$2,271,626)	\$12,635,811	\$12,778,711	\$1,155,000	(\$1,297,900)
9	ATHLETIC TRANSFER **	1,138,234			1,138,234	1,138,234			1,138,234
10	OTHER TRANSFERS ***	184,212			184,212	184,212			184,212
11	GRAND TOTAL INCOME, OPERATING EXPENSES, & DEBT SERVICE FOR AUXILIARY ENTERPRISES	\$12,175,883	\$11,085,838	\$2,039,225	(\$949,180)	\$13,958,257	\$12,778,711	\$1,155,000	\$24,546

\* Intercollegiate athletic income should include the institutional board of trustees' approved student athletic fees.

FORM 15-5

\*\* For both two-year and four-year institutions, line 9, Athletic Transfer should contain the amount transferred from E&G to athletics.

\*\*\* For both two-year and four-year institutions, line 10, Other Transfers should contain the amount either transferred from E&G to support the college union, student organizations and student publications; or from auxiliary to other funds (e.g. plant funds), shown as a negative number.

NOTE: Line 7 OTHER - Public Safety, Transit Fee, etc.

NOTE: Line 10 OTHER TRANSFERS - Transfer made to the Student Union

**EMPLOYMENT INFORMATION  
IDENTIFICATION BY EMPLOYMENT CLASSIFICATION**

UNIVERSITY OF ARKANSAS AT PINE BLUFF  
(NAME OF INSTITUTION)

TOTAL NUMBER OF EMPLOYEES IN FISCAL YEAR 2013-2014:					<u>625</u>
(As of November 1, 2013)					
Nonclassified Administrative Employees:					
White Male:	<u>21</u>	Black Male:	<u>47</u>	Other Male:	<u>18</u>
White Female:	<u>6</u>	Black Female:	<u>78</u>	Other Female:	<u>11</u>
Total		Total		Total	<u>86</u>
Total		Total		Total	<u>95</u>
Nonclassified Health Care Employees:					
White Male:	<u>0</u>	Black Male:	<u>0</u>	Other Male:	<u>0</u>
White Female:	<u>0</u>	Black Female:	<u>0</u>	Other Female:	<u>0</u>
Total		Total		Total	<u>0</u>
Total		Total		Total	<u>0</u>
Classified Employees:					
White Male:	<u>6</u>	Black Male:	<u>86</u>	Other Male:	<u>0</u>
White Female:	<u>7</u>	Black Female:	<u>144</u>	Other Female:	<u>0</u>
Total		Total		Total	<u>92</u>
Total		Total		Total	<u>151</u>
Faculty:					
White Male:	<u>28</u>	Black Male:	<u>59</u>	Other Male:	<u>21</u>
White Female:	<u>17</u>	Black Female:	<u>68</u>	Other Female:	<u>8</u>
Total		Total		Total	<u>108</u>
Total		Total		Total	<u>93</u>
Total White Male:	<u>55</u>	Total Black Male:	<u>192</u>	Total Other Male:	<u>39</u>
Total White Female:	<u>30</u>	Total Black Female:	<u>290</u>	Total Other Female:	<u>19</u>
Total		Total		Total	<u>286</u>
Total		Total		Total	<u>339</u>
Total White:	<u>85</u>	Total Black:	<u>482</u>	Total Other:	<u>58</u>
				<b>Total Minority:</b>	<u>540</u>
				Total	<u>Employees: 625</u>

FORM 15-6

**ARKANSAS PUBLIC HIGHER EDUCATION INSTITUTIONS AND ENTITIES**  
**STATE CONTRACTS OVER \$50,000 AWARDED TO MINORITY OWNED BUSINESSES**  
**Fiscal Year 2014**  
**Required by A.C.A. 25-36-104**

**Institution**

UNIVERSITY OF ARKANSAS AT PINE BLUFF

Minority Business	Total Contract Awarded	Minority Type per A.C.A. 15-4-303 (2)					
		African American	Hispanic American	American Indian	Asian American	Pacific Islander American	Disabled Veteran
CALHOUN HEIGHTS COMMUNITY	\$58,000	X					
CON-REAL, LP	\$3,686,475	X					
DESIGN GROUP, LLC	\$249,944	X					
DRS SERVICES	\$54,014	X					
FAMILY YOUTH ENRICHMENT NETWORK, INC.	\$60,000	X					
FUTURE BUILDERS	\$60,000	X					
GODDESS PRODUCTS	\$58,275	X					
LUCKY HOLMAN CONSTRUCTION LLC	\$79,698	X					
MGT AMERICA, INC.	\$131,970	X					
MISSISSIPPI COUNTY COALITION	\$51,000	X					
SOUTHWEST AR COMMUNITY	\$50,000	X					
ST FRANCIS HOUSE NWA, INC.	\$56,096		X				
THOMPSON'S HOSPITALITY	\$2,782,341	X					
WOODS GROUP ARCHITECTS	\$318,921	X					

**TOTAL NUMBER OF MINORITY CONTRACTS AWARDED** 14

**TOTAL EXPENDITURES ON CONTRACTS AWARDED** \$21,474,925

(Total Expenditures equals ALL Contracts Exceeding \$50,000--Minority and Non-Minority)

**% OF MINORITY CONTRACTS AWARDED** 36%

**DIVISION OF LEGISLATIVE AUDIT  
AUDIT OF UNIVERSITY OF ARKANSAS PINE BLUFF  
June 30, 2013**

<i>Finding:</i>	No Findings noted
-----------------	-------------------

# UNIVERSITY OF CENTRAL ARKANSAS

## Tom Courtway, President

---

### **ENABLING LAWS**

Act 235 of 2014

### **INSTITUTION HISTORY AND ORGANIZATION**

#### **History of the University**

The University of Central Arkansas (UCA) was established as Arkansas State Normal School by the General Assembly of Arkansas in 1907, with statewide responsibility for preparing citizens to teach Arkansas children. The name of the institution was changed to Arkansas State Teachers College in 1925. In January 1967, the name of the institution was again changed by the state legislature to the State College of Arkansas, expanding its statewide role to a multipurpose institution. On January 21, 1975, the governor of Arkansas signed a bill granting university status to the institution and naming it the University of Central Arkansas. The appropriated funding through the FY 13-15 Biennium is authorized under Act 787 of the Regular Session of 2013 and Act 235 of the Fiscal Session of 2014.

#### **Description of the University**

The University of Central Arkansas is a comprehensive university offering degree programs at the associate, bachelor's, master's, specialist, and doctoral levels. The University offers a variety of undergraduate and graduate programs in the liberal and fine arts, the basic sciences, business, and technical and professional fields in addition to its historical emphasis in the field of education.

UCA fosters learning and the advancement of knowledge. Faculty scholarship—including faculty-student collaboration in a wide range of research and scholarly and creative activities—is an integral part of the teaching-and-learning mission of the University. These activities are encouraged at UCA in many ways, including active support for grant development, a variety of University grant opportunities for faculty and students, faculty summer research stipends, sabbatical leaves, reassigned time, and up-to-date technological support. UCA supports student learning and growth by providing comprehensive student services and rich on-campus extracurricular programming, by developing learning communities on campus, and by encouraging students to be learners in a wider community through cooperative and service-learning opportunities and international experiences.

UCA serves its public constituencies with for-credit course offerings; a variety of non-credit leisure and community education activities; and seminars, conferences, workshops, in-service training activities, and consulting services designed to meet the needs of business and industry, public schools, and state and local government.

# UNIVERSITY OF CENTRAL ARKANSAS

## Tom Courtway, President

---

In April 2012 UCA submitted a required monitoring report to the Higher Learning Commission (HLC). The report's purpose was to document UCA's comprehensive strategic planning process as a foundation for implementation of the strategic plan. The report was accepted by the HLC on May 30, 2012. An HLC focused visit to the campus in November 2013 resulted in a positive report on the university's comprehensive strategic planning process, and on February 14, 2014, the HLC's Institutional Actions Committee "concurred with the evaluation team's findings."

### **Vision**

The University of Central Arkansas aspires to be a premiere learner-focused public comprehensive university, a nationally recognized leader for its continuous record of excellence in undergraduate and graduate education, scholarly and creative endeavors, and engagement with local, national, and global communities.

### **Mission**

The University of Central Arkansas, a leader in 21st-century higher education, is committed to excellence through the delivery of outstanding undergraduate and graduate education that remains current and responsive to the diverse needs of those it serves. The university's faculty and staff promote the intellectual, professional, social, and personal development of its students through innovations in learning, scholarship, and creative endeavors. Students, faculty, and staff partner to create strong engagement with the local, national, and global communities. The University of Central Arkansas dedicates itself to academic vitality, integrity, and diversity.

### **Personnel Request**

The University of Central Arkansas is respectfully requesting twenty (20) additional Academic/Student Support for the 2015-2017 Analysis of Personal Services Request.

The purpose of this request is to correct some personnel inequities within departments under the Vice President for Students Services (New Student Programs, Minority Recruitment Services, Student Life, Student Wellness and Development, etc.), the Vice President for Finance and Administration (Financial Aid and Housing) and Provost (Admissions and Academic Advising). Currently, UCA has several situations in offices under these divisions where we have employees working side by side performing similar job functions but some of these employees are in a classified position and some are in a non-



**UNIVERSITY OF CENTRAL ARKANSAS**  
**Tom Courtway, President**

---

classified position. This has caused several problems in managing these employees since salary adjustments for both classified and non-classified employees often have different guidelines.

Approval of this request will allow UCA to resolve the personnel inequities that currently exist. While there may be some small salary adjustments to resolve these inequities, the overall financial impact to UCA will be minimal. The request for these titles will place UCA in a similar situation with UALR and ASU as both of these institutions have these titles in their Appropriation Act.

THIS PAGE INTENTIONALLY LEFT BLANK

**INSTITUTION APPROPRIATION SUMMARY  
2015-2017 BIENNIUM**

INSTITUTION UNIVERSITY OF CENTRAL ARKANSAS

	APPROPRIATION	HISTORICAL DATA						INSTITUTION REQUEST & AHECB RECOMMENDATION							
		2013-2014		2014-2015		2014-2015		2015-2016				2016-2017			
		ACTUAL	POS	BUDGETED	POS	AUTHORIZED	POS	INST REQUEST	POS	AHECB REC	POS	INST REQUEST	POS	AHECB REC	POS
1	STATE TREASURY	57,257,255		57,811,672		61,225,250		66,086,371		66,086,371		68,068,962		68,068,962	
2	CASH	96,378,034		782,600,000		782,600,000		394,650,000		394,650,000		408,800,000		408,800,000	
3															
4															
5															
6															
7															
8															
9															
10															
11	TOTAL	\$153,635,289	1,777	\$840,411,672	1,823	\$843,825,250	2,244	\$460,736,371	2,254	\$460,736,371	2,253	\$476,868,962	2,254	\$476,868,962	2,253
	<b>FUNDING SOURCES</b>		%		%				%		%		%		%
12	PRIOR YEAR FUND BALANCE*	0	0.00%	0	0%			0	0%	0	0%	0	0%	0	0%
13	GENERAL REVENUE	52,647,178	34%	53,114,705	6%			61,389,404	13%	61,389,404	13%	63,371,995	13%	63,371,995	13%
14	EDUCATIONAL EXCELLENCE TRUST FUND	4,587,096	3%	4,696,967	1%			4,696,967	1%	4,696,967	1%	4,696,967	1%	4,696,967	1%
15	WORKFORCE 2000	0	0%	0	0%			0	0%	0	0%	0	0%	0	0%
16	CASH FUNDS	77,750,952	51%	707,600,000	84%			319,650,000	69%	319,650,000	69%	332,800,000	70%	332,800,000	70%
17	SPECIAL REVENUES		0%		0%				0%	0	0%		0%	0	0%
18	FEDERAL FUNDS	18,627,082	12%	75,000,000	9%			75,000,000	16%	75,000,000	16%	76,000,000	16%	76,000,000	16%
19	TOBACCO SETTLEMENT FUNDS	0	0%	0	0%			0	0%	0	0%	0	0%	0	0%
20	OTHER FUNDS	22,981	0%	0	0%			0	0%	0	0%	0	0%	0	0%
21	TOTAL INCOME	\$153,635,289	100%	\$840,411,672	100%			\$460,736,371	100%	\$460,736,371	100%	\$476,868,962	100%	\$476,868,962	100%
22	EXCESS (FUNDING)/APPROPRIATION	\$0		\$0				\$0		\$0		\$0		\$0	

UNRESTRICTED EDUCATIONAL & GENERAL FUND BALANCE AS OF JUNE 30, 2014:	\$13,595,574
LESS RESERVES FOR:	
ACCOUNTS RECEIVABLE	\$1,902,611
INVENTORIES	\$357,943
YEAR-END ENCUMBRANCES NOT YET RECORDED AS LIABILITIES	
INSURANCE DEDUCTIBLES	
MAJOR CRITICAL SYSTEMS FAILURES	
60 DAYS OF SALARIES & BENEFITS (CASH FLOW PURPOSES)	\$12,817,686
RESERVE FOR SPECIFIC ITEM (SOFTWARE, EQUIPMENT, ETC.)	
OTHER (FOOTNOTE BELOW)	
UNRESERVED EDUCATIONAL & GENERAL FUND BALANCE	(\$1,482,666)

\*Line 12 Prior Year Fund Balance includes only the portion of the fund balance needed to balance that fiscal year's budget.

**APPROPRIATION ACT FORM - STATE TREASURY  
2015-2017 BIENNIUM**

FUND CUA0000

INSTITUTION UNIVERSITY OF CENTRAL ARKANSAS

APPROPRIATION 310

	DESCRIPTION	ACTUAL 2013-2014	BUDGETED 2014-2015	AUTHORIZED APPROPRIATION 2014-2015	INSTITUTIONAL REQUEST / AHECB RECOMMENDATION		LEGISLATIVE RECOMMENDATION	
					2015-2016	2016-2017	2015-2016	2016-2017
1	REGULAR SALARIES	45,598,614	46,000,000	46,000,000	50,000,000	51,000,000		
2	EXTRA HELP WAGES	3,400,000	3,200,000	3,500,000	4,000,000	4,500,000		
3	OVERTIME							
4	PERSONAL SERVICES MATCHING	8,234,274	8,611,672	9,660,000	9,986,371	10,368,962		
5	OPERATING EXPENSES	0	0	2,065,250	2,100,000	2,200,000		
6	CONFERENCE FEES & TRAVEL	0	0	0	0	0		
7	PROFESSIONAL FEES AND SERVICES	0	0	0	0	0		
8	CAPITAL OUTLAY	0	0	0	0	0		
9	FUNDED DEPRECIATION							
10	WORKERS COMP/SURETY PREMIUM	24,367						
11								
12								
13	TOTAL APPROPRIATION	\$57,257,255	\$57,811,672	\$61,225,250	\$66,086,371	\$68,068,962	\$0	\$0
14	PRIOR YEAR FUND BALANCE**							
15	GENERAL REVENUE	52,647,178	53,114,705		61,389,404	63,371,995		
16	EDUCATIONAL EXCELLENCE TRUST FUND	4,587,096	4,696,967		4,696,967	4,696,967		
17	SPECIAL REVENUES * [WF2000]							
18	FEDERAL FUNDS IN STATE TREASURY							
19	TOBACCO SETTLEMENT FUNDS							
20	OTHER STATE TREASURY FUNDS	22,981						
21	TOTAL INCOME	\$57,257,255	\$57,811,672		\$66,086,371	\$68,068,962	\$0	\$0
22	EXCESS (FUNDING)/APPROPRIATION	\$0	\$0		\$0	\$0	\$0	\$0

\* Report WF2000 funds on line 17 - "Special Revenues".

FORM 15-3

\*\*Line 14 Prior Year Fund Balance includes only the portion of the fund balance needed to balance that fiscal year's budget.

**APPROPRIATION ACT FORM - CASH FUNDS  
2015-2017 BIENNIUM**

FUND 2070000

INSTITUTION UNIVERSITY OF CENTRAL ARKANSAS

APPROPRIATION A75

	DESCRIPTION	ACTUAL 2013-2014	BUDGETED 2014-2015	AUTHORIZED APPROPRIATION 2014-2015	INSTITUTIONAL REQUEST / AHECB RECOMMENDATION		LEGISLATIVE RECOMMENDATION	
					2015-2016	2016-2017	2015-2016	2016-2017
1	REGULAR SALARIES	25,291,975	90,000,000	90,000,000	76,000,000	77,000,000		
2	EXTRA HELP WAGES	1,012,563	9,000,000	9,000,000	3,100,000	3,200,000		
3	OVERTIME	209,442	900,000	900,000	650,000	700,000		
4	PERSONAL SERVICES MATCHING	11,614,393	35,000,000	35,000,000	35,000,000	36,000,000		
5	OPERATING EXPENSES	41,510,739	276,000,000	276,000,000	100,000,000	105,000,000		
6	CONFERENCE FEES & TRAVEL	991,190	6,200,000	6,200,000	3,000,000	3,000,000		
7	PROFESSIONAL FEES AND SERVICES	2,666,748	18,000,000	18,000,000	8,000,000	8,000,000		
8	CAPITAL OUTLAY	3,248,310	57,000,000	57,000,000	15,000,000	16,000,000		
9	CAPITAL IMPROVEMENTS	0	231,300,000	231,300,000	100,000,000	105,000,000		
10	DEBT SERVICE	9,630,547	34,000,000	34,000,000	29,000,000	30,000,000		
11	FUND TRANSFERS, REFUNDS AND INVESTMENTS	0	24,300,000	24,300,000	24,300,000	24,300,000		
12	PROMOTIONAL ITEMS	202,127	900,000	900,000	600,000	600,000		
13								
14								
15								
16	TOTAL APPROPRIATION	\$96,378,034	\$782,600,000	\$782,600,000	\$394,650,000	\$408,800,000	\$0	\$0
17	PRIOR YEAR FUND BALANCE***							
18	TUITION AND MANDATORY FEES	74,907,396	75,000,000		75,000,000	76,000,000		
19	ALL OTHER FEES							
20	SALES AND SERVICES RELATED TO EDUCATIONAL DEPARTMENTS	2,455,336	150,000,000		75,000,000	76,000,000		
21	INVESTMENT INCOME	388,220	2,000,000		2,000,000	2,000,000		
22	FEDERAL CASH FUNDS	18,627,082	75,000,000		75,000,000	76,000,000		
23	OTHER CASH FUNDS	0	480,600,000		167,650,000	178,800,000		
24	TOTAL INCOME	\$96,378,034	\$782,600,000		\$394,650,000	\$408,800,000	\$0	\$0
25	EXCESS (FUNDING)/APPROPRIATION	\$0	\$0		\$0	\$0	\$0	\$0

**TOTAL NUMBER OF POSITIONS (GENERAL REVENUE AND CASH COMBINED)**

	ACTUAL 2013-2014	BUDGETED 2014-2015	AUTHORIZED 2014-2015	INSTITUTIONAL REQUEST	AHECB RECOMMEND	LEGISLATIVE RECOMMENDATION
				2015-2017	2015-2017	2015-2017
REGULAR POSITIONS	1,777	1,823	2,244	2,254	2,253	
TOBACCO POSITIONS						
EXTRA HELP **	1,032	1,050	1,600	1,600	1,600	

FORM 15-4

\*\* The total number of Extra-Help shown in the requested column will be the total extra-Help positions [General Revenue and Cash] requested to be authorized.

\*\*\*Line 17 Prior Year Fund Balance includes only the portion of the fund balance needed to balance that fiscal year's budget.

## AUXILIARY ENTERPRISE CASH INCOME AND EXPENDITURES

UNIVERSITY OF CENTRAL ARKANSAS  
(NAME OF INSTITUTION)

	ACTIVITY	ACTUAL 2013-2014				BUDGETED 2014-2015			
		INCOME	OPERATING EXPENSES	DEBT SERVICE	NET INCOME	INCOME	OPERATING EXPENSES	DEBT SERVICE	NET INCOME
1	INTERCOLLEGIATE ATHLETICS *	7,333,166	10,456,715	628,604	(3,752,153)	7,284,939	9,750,017	630,606	(3,095,684)
2	HOUSING	15,488,164	7,817,247	4,513,311	3,157,606	15,965,947	8,926,069	5,012,019	2,027,859
3	FOOD SERVICES	8,759,297	6,529,150	0	2,230,147	8,847,610	6,377,640	0	2,469,970
4	STUDENT UNION	1,315,007	896,925	225,920	192,162	1,327,650	1,154,748	229,629	(56,727)
5	BOOKSTORE	455,948	75,258	0	380,690	365,000	91,750	0	273,250
6	STUDENT ORGANIZATIONS AND PUBLICATIONS				0	0	0	0	0
7	OTHER	5,013,886	2,747,349	1,503,317	763,220	5,209,278	3,078,226	1,507,739	623,313
8	SUBTOTAL	\$38,365,468	\$28,522,644	\$6,871,152	\$2,971,672	\$39,000,424	\$29,378,450	\$7,379,993	\$2,241,981
9	ATHLETIC TRANSFER **	1,000,000			1,000,000	1,000,000			1,000,000
10	OTHER TRANSFERS ***	(3,201,662)			(3,201,662)	(3,241,981)			(3,241,981)
11	GRAND TOTAL INCOME, OPERATING EXPENSES, & DEBT SERVICE FOR AUXILIARY ENTERPRISES	\$36,163,806	\$28,522,644	\$6,871,152	\$770,010	\$36,758,443	\$29,378,450	\$7,379,993	\$0

\* Intercollegiate athletic income should include the institutional board of trustees' approved student athletic fees.

FORM 15-5

\*\* For both two-year and four-year institutions, line 9, Athletic Transfer should contain the amount transferred from E&G to athletics.

\*\*\* For both two-year and four-year institutions, line 10, Other Transfers should contain the amount either transferred from E&G to support the college union, student organizations and student publications; or from auxiliary to other funds (e.g. plant funds), shown as a negative number.

NOTE: Line 7 OTHER - Includes income and Expenses from Radio Station, Student Health, HPER, Farris Fields, Post Office, Access & Security

NOTE: Line 10 OTHER TRANSFERS includes transfers to and from Food Service, Student Center, HPER, Radio Station, Student Health, Bookstore, Farris Fields, Post Office, Access & Security

**EMPLOYMENT INFORMATION  
IDENTIFICATION BY EMPLOYMENT CLASSIFICATION**

UNIVERSITY OF CENTRAL ARKANSAS  
(NAME OF INSTITUTION)

TOTAL NUMBER OF EMPLOYEES IN FISCAL YEAR 2013-2014:						<u>1,654</u>
(As of November 1, 2013)						
Nonclassified Administrative Employees:						
White Male:	<u>163</u>	Black Male:	<u>22</u>	Other Male:	<u>10</u>	Total Male: <u>195</u>
White Female:	<u>176</u>	Black Female:	<u>26</u>	Other Female:	<u>22</u>	Total Female: <u>224</u>
Nonclassified Health Care Employees:						
White Male:	<u>0</u>	Black Male:	<u>0</u>	Other Male:	<u>0</u>	Total Male: <u>0</u>
White Female:	<u>0</u>	Black Female:	<u>0</u>	Other Female:	<u>0</u>	Total Female: <u>0</u>
Classified Employees:						
White Male:	<u>172</u>	Black Male:	<u>32</u>	Other Male:	<u>12</u>	Total Male: <u>216</u>
White Female:	<u>232</u>	Black Female:	<u>47</u>	Other Female:	<u>17</u>	Total Female: <u>296</u>
Faculty:						
White Male:	<u>265</u>	Black Male:	<u>15</u>	Other Male:	<u>40</u>	Total Male: <u>320</u>
White Female:	<u>357</u>	Black Female:	<u>17</u>	Other Female:	<u>29</u>	Total Female: <u>403</u>
Total White Male:	<u>600</u>	Total Black Male:	<u>69</u>	Total Other Male:	<u>62</u>	Total Male: <u>731</u>
Total White Female:	<u>765</u>	Total Black Female:	<u>90</u>	Total Other Female:	<u>68</u>	Total Female: <u>923</u>
Total White:	<u>1,365</u>	Total Black:	<u>159</u>	Total Other:	<u>130</u>	Total Employees: <u>1,654</u>
				<b>Total Minority:</b>	<u>289</u>	

FORM 15-6

**ARKANSAS PUBLIC HIGHER EDUCATION INSTITUTIONS AND ENTITIES**  
**STATE CONTRACTS OVER \$50,000 AWARDED TO MINORITY OWNED BUSINESSES**  
 Fiscal Year 2014  
 Required by A.C.A. 25-36-104

**Institution** UNIVERSITY OF CENTRAL ARKANSAS

Minority Business	Total Contract Awarded	Minority Type per A.C.A. 15-4-303 (2)					
		African American	Hispanic American	American Indian	Asian American	Pacific Islander American	Disabled Veteran
A & A Service Electric	\$56,000		X				
Caradine Companies	\$613,125	X					
Choice Promotions	\$147,580	X					
Consolidated Construction Inc. (CCI)	\$86,766	X					
Wright's Cleaning Service	\$54,229	X					

**TOTAL NUMBER OF MINORITY CONTRACTS AWARDED** 5

**TOTAL EXPENDITURES ON CONTRACTS AWARDED** \$14,741,373  
 (Total Expenditures equals ALL Contracts Exceeding \$50,000--Minority and Non-Minority)

**% OF MINORITY CONTRACTS AWARDED** 6%



**DIVISION OF LEGISLATIVE AUDIT  
AUDIT OF UNIVERSITY OF CENTRAL ARKANSAS  
June 30, 2013**

<i>Finding:</i>	No Findings noted
-----------------	-------------------

THIS PAGE INTENTIONALLY LEFT BLANK