

The seal of the State of Arkansas is centered in the background. It features a central figure holding a torch and a scroll, surrounded by a circular border with the text "GREAT SEAL OF THE STATE OF ARKANSAS".

# **Arkansas Higher Education Coordinating Board**

## **Regular Quarterly Meeting**

### **July 26, 2013**

---

**Arkansas Department of Higher Education**  
423 Main Street, Suite 400. Little Rock, Arkansas 72201 (501) 371-2000

**ARKANSAS HIGHER EDUCATION  
COORDINATING BOARD  
REGULAR QUARTERLY MEETING**

**Arkansas Department of Higher Education  
Five Main Place Building  
423 Main Street  
Little Rock, AR 72201**

# **SCHEDULE**

---

**Friday, July 26, 2013**

**Academic Committee  
8:30 a.m.**

**Finance Committee  
9:15 a.m.**

**Convene Coordinating Board Meeting  
\*10:00 a.m.**

\*Time approximate. Meeting will begin at the end of the Finance Committee meeting.

# ARKANSAS HIGHER EDUCATION COORDINATING BOARD REGULAR QUARTERLY MEETING

Friday, July 26, 2013  
10:00 a.m.

Arkansas Department of Higher Education

## AGENDA

### I. EXECUTIVE

- \*1. Approve Minutes of the April 25, 2013 Special Meeting, April 26, 2013 Regular Meeting and June 13, 2013 Special Meeting
2. Agency Updates (Director Broadway)
3. Report on 2012 Fall College-Going Rate (Mr. Rick Jenkins)
4. Report on Faculty Performance Review 2012-2013 - AHECB Policy 5.5 (Ms. Delores Logan)
- \*5. Policy Amendment: Concurrent Enrollment - AHECB 5.16 (Ms. Cynthia Moten)

### II. ACADEMIC

- \*6. New Program: Mid-South Community College Associate of Applied Science in Digital Media (Ms. Lillian Williams)
- \*7. New Program: Mid-South Community College Associate of Applied Science, Technical Certificate, and Certificate of Proficiency in Hospitality Management (Ms. Williams)
- \*8. New Program: University of Arkansas-Fort-Smith Bachelor of Arts in Political Science (Ms. Williams)
- \*9. Institutional Certification Advisory Committee: Resolutions (Ms. Alana Boles)
10. Letters of Notification (Ms. Jeanne Jones)
11. Letters of Intent (Ms. Jones)

\*Action item

### III. FINANCE

- \*12. Certification of Intercollegiate Athletic Budgets for 2013-14 (Ms. Tara Smith)
- \*13. Economic Feasibility of Loan for Arkansas State University – Jonesboro  
(Ms. Chandra Robinson)
- \*14. Economic Feasibility of a Private Loan for Henderson State University (Ms. Robinson)

**ARKANSAS HIGHER EDUCATION COORDINATING BOARD**  
**Special Meeting**  
**April 25, 2012**

**Minutes of Meeting**

The Arkansas Higher Education Coordinating Board held a special meeting on Thursday, April 25, 2013, at the University of Arkansas Community College at Hope. Chairman Allen called the meeting to order at 4:00 p.m. with a quorum present.

Coordinating Board present:

Dr. Charles Allen, Chair  
Kaneaster Hodges, Vice Chair  
Sarah Argue, Secretary  
Dr. Joe Bennett  
Dr. Olin Cook  
Bob Crafton  
Horace Hardwick  
Dr. Tim Langford  
Florine Milligan  
Greg Revels

Coordinating Board absent:

Sherrel Johnson  
Mary Anne Salmon

Department staff present:

Shane Broadway, Interim Director  
Harold Criswell, Interim Deputy Director  
Cynthia Moten, Associate Director for Academic Programs  
Rick Jenkins, Associate Director for Planning and Accountability  
Tara Smith, Senior Associate Director for Finance  
Chandra Robinson, Program Coordinator for Institutional Finance  
Callan Callaway, Program Coordinator for Institutional Finance  
Nichole Abernathy, Administrative Support

Presidents, chancellors, institutional representatives, members of the press, and guests were also present.

Chairman Allen thanked presidents and chancellors for attending the Special Board meeting and welcomed Greg Revels of DeQueen, to his first Coordinating Board meeting. He then called on UACCH Chancellor Chris Thomason, for a welcome.

On behalf of the faculty, staff and residents of Hempstead County, Chancellor Thomason welcomed everyone to the first Coordinating Board meeting at UACCH.

Agenda Items No. 1 - 2  
Annual Report on Credentials Awarded  
Annual Report on Student Retention and Graduation

Rick Jenkins presented summary and detailed information about credentials awarded and student retention and graduation.

Figures shown to the board indicated a 36.8 percent increase in credentials awarded from 2008 to 2012, up from 27,857 to 38,112 during the current 5-year period. Credentials range from certificates of proficiency to doctoral degrees and students may obtain more than one credential over the course of an educational career.

Graduation rates at Arkansas's 11 four-year universities have remained in the 37-40.8 percent range for the most recent 5 years, with females having the highest graduation rates. Graduation rates at Arkansas's 22 two-year colleges have increased from 17.1 to 19.6 percent for the most recent 5 years, with males having the highest graduation rates.

Sarah Argue asked if ADHE could provide a report that included student's ACT scores and GPAs. Director Broadway said ADHE would provide AHECB members with that report.

Argue asked if ADHE defined remediated as one or more subjects. Rick Jenkins said no, it is determined by placement settings.

Kaneaster Hodges recommended that future reports highlight three points that the board would find interesting.

After a brief discussion about the job market, Sarah Argue recommended the website [collegemearsures.org](http://collegemearsures.org), a partnership between the American Institutes for Research and Matrix Knowledge Group, focused on using data to drive improvement in higher education outcomes in the United States.

Argue said she cares about these remediation rates. If we know these students need remediation on the front end and we take their money, we are thieves.

Greg Revels asked what percentage of high school students are being remediated. Broadway said 40 percent.

Revels said if only 30 percent of those graduate, then the data Sarah requested is important.

Argue said if they enter more prepared, they change the entire socio economic environment.

Florine Milligan asked if this is just being discussed at the top level or are the students included in the discussions.

Rick Jenkins said there are programs like 'Say Go College' and 'Career Coaches' that include the students.

Chairman Allen said if you wait till high school to remediate, it's too late.

Due to time constraints, Chairman Allen announced that Agenda items 3 and 4 would be presented on Thursday, April 26 during the regular board meeting.

With no further comments, the meeting adjourned at 5:13 p.m.

---

Nichole Abernathy

APPROVED:

---

Sarah Argue, Secretary

**ARKANSAS HIGHER EDUCATION COORDINATING BOARD  
Regular Quarterly Meeting  
April 26, 2013**

**Minutes of Meeting**

The April 26, 2013, regular meeting of the Arkansas Higher Education Coordinating Board was held at the University of Arkansas Community College at Hope. Chairman Allen called the meeting to order at 8:30 a.m. with a quorum present.

Coordinating Board present:

Dr. Charles Allen, Chair  
Kaneaster Hodges, Vice Chair  
Sarah Argue, Secretary  
Dr. Joe Bennett  
Dr. Olin Cook  
Bob Crafton  
Horace Hardwick  
Sherrel Johnson  
Dr. Tim Langford  
Florine Milligan  
Greg Revels

Coordinating Board absent:

Mary Anne Salmon

Department staff present:

Shane Broadway, Interim Director  
Harold Criswell, Interim Deputy Director  
Cynthia Moten, Associate Director for Academic Programs  
Rick Jenkins, Associate Director for Planning and Accountability  
Tara Smith, Senior Associate Director for Finance  
Chandra Robinson, Program Coordinator for Institutional Finance  
Callan Callaway, Program Coordinator for Institutional Finance  
Nichole Abernathy, Administrative Support

Presidents, chancellors, institutional representatives, members of the press, and guests were also present.

Chairman Allen introduced Chris Thomason, Chancellor for the University of Arkansas Community College at Hope (UACCH), for a welcome. Chancellor Thomason began by thanking everyone for coming to UACCH. He then showed a brief video of the development of Hempstead Hall. Chancellor Thomason stated that over the last few years, UACCH has experienced record growth in enrollment and retention rates and most importantly, record graduation rates.

Chairman Allen thanked Chancellor Thomason for his welcome.



Agenda Item No. 1  
Approval of Minutes

Kaneaster Hodges moved to approve Agenda Item No. 1. Bob Crafton seconded the motion and the Board unanimously approved.

Agenda Item No. 2  
Agency Updates

Interim Director Shane Broadway began by announcing that financial aid coordinator Scott Zielstra had resigned. Next, he said that Dr. Laurence Alexander had been selected as the new Chancellor for the University of Arkansas at Pine Bluff and will begin on July 1, 2013. Dr. Tom Jones is the new President for Williams Baptist College and will begin on June 1, 2013.

Next, Broadway outlined a few higher education legislative bills. HB1295 changed the Academic Challenge Scholarship award amounts to: Universities - \$2,000 for first year, \$3,000 for second year, \$4,000 for third year and \$5,000 for fourth year, Colleges - \$2,000 first year, \$2,000 second year. SB997 thoroughly defines an Arkansas resident and HB1838 creates the Council on Postsecondary Education and Career Readiness.

Broadway announced that the federally-funded Career Pathways Initiative (CPI) program would face a budget reduction the next fiscal year.

Agenda Item No. 3  
Economic Feasibility of Bond Issue  
Arkansas Tech University

Arkansas Tech University requests approval of the economic feasibility of plans to issue bonds not to exceed \$1.75 million with a term of thirty (30) years at an annual interest rate not to exceed 5.25 percent. Proceeds from the bond issue will be used to renovate and expand Chambers Cafeteria on the campus of Arkansas Tech University. The Arkansas Tech University Board of Trustees approved this financing at its meeting on March 28, 2013.

In accordance with board policy, Arkansas Tech University will sustain a building maintenance fund to be supported by housing revenue. These funds will be held in a separate account for the maintenance of the new facilities by transferring annually to plant funds based on the APPA recommendation. The institution will reserve a minimum of \$1.25 per square foot of the facility, annually, for ongoing maintenance issues. Based on 36,997 gross square feet, \$46,246 will be transferred annually.

**RESOLVED**, That the Arkansas Higher Education Coordinating Board considers economically feasible plans for Arkansas Tech

University to issue bonds in an amount not to exceed \$1.75 million with a term of thirty (30) years at an estimated interest rate of 5.25 percent to renovate and expand the Chambers Cafeteria.

**FURTHER RESOLVED**, That the Director of the Arkansas Department of Higher Education is authorized to notify the President and the Chair of the Board of Trustees of Arkansas Tech University of the Coordinating Board's resolution.

Kaneaster Hodges moved to recommend Agenda Item No. 3 to the full Board for consideration. Horace Hardwick seconded and the Committee approved.

Agenda Item No. 4  
Economic Feasibility of Bond Issue  
Cossatot Community College of the U of A

Cossatot Community College of the University of Arkansas requests approval of the economic feasibility of plans to issue bonds in an amount not to exceed \$4.15 million with a maximum term of thirty (30) years at an annual interest rate not to exceed 4.0 percent. Proceeds from the bond issue will be used for the purpose of acquiring certain properties, improvements, and educational facilities in Howard County, Arkansas through the exercise of an option to purchase under an Arkansas State Lease and Option Agreement. This agreement, dated 2005, allowed First Security Leasing, Inc. to finance the cost of building the Howard County campus. The Lease Purchase Agreement, then, allowed Cossatot Community College of the University of Arkansas to make lease payments on the property and facilities. The issuance of bonds is a means to refinance this debt at a lower interest rate. The University of Arkansas Board of Trustees approved this financing at its meeting on April 5, 2013.

The above data demonstrates that Cossatot Community College of the University of Arkansas has tuition and fee revenue to support a bond issue of approximately \$4.15 million with a term of thirty (30) years at an annual interest rate not to exceed 4.0 percent.

**RESOLVED**, That the Arkansas Higher Education Coordinating Board approves the issuance of bonds for Cossatot Community College of the University not to exceed to \$4.15 million with a term of thirty (30) years at an annual interest rate not to exceed 4.0 percent to fund the option to purchase the Howard County facilities under the Arkansas State Lease and Option Agreement.

**FURTHER RESOLVED**, That the Director of the Arkansas Department of Higher Education is authorized to notify the President and the Chair of the Board of Trustees of the University of Arkansas System and the Chancellor of Cossatot Community College of the University of Arkansas of the Coordinating Board's resolution.

Kaneaster Hodges questioned why Cossatot's interest rate was not to exceed 4.0 percent while ATU's rate was not to exceed 5.25 percent.

Callan Callaway said that anytime there are bonds issued to refinance previously approved bonds, board policy dictates that rate has to be lower than the previously approved rate.

Dr. Steve Cole, Chancellor of Cossatot Community College said that Cossatot had a preliminary bond hearing with Moody's and the actual rate that was discussed was 3.20 percent.

David Underwood, ATU Associate Vice President said the market is up and they do not expect this to be more than 4.1 percent.

Director Broadway said that ADHE staff will provide an update of the actual bond rates at the October board meeting.

Kaneaster Hodges moved to recommend Agenda Item No. 4 to the full Board for consideration. Sherrel Johnson seconded and the Committee approved.

Agenda Item No. 5  
Economic Feasibility of Loan  
University of Central Arkansas

University of Central Arkansas requests approval of the economic feasibility of plans to secure a loan not to exceed \$3 million with a term of up to fifteen (15) years at an expected annual interest rate of 5.0 percent. Proceeds from the loan will be used to defease debt held by the University of Central Arkansas Foundation. The University of Central Arkansas Board of Trustees approved this action at its meeting held on April 5, 2013.

In accordance with board policy, the University of Central Arkansas will sustain a building maintenance fund to be supported by auxiliary revenue. These funds will be held in a separate account for the maintenance of the new facilities by transferring annually to plant funds based on the APPA recommendation. The current APPA recommendation is \$1.25 per gross square foot for auxiliary facilities. Based on an estimated total of 13,523 square feet, \$16,904 will be transferred annually.

**RESOLVED**, That the Arkansas Higher Education Coordinating Board considers economically feasible plans for the University of Central Arkansas to secure a loan not to exceed \$3 million with a term of fifteen (15) years at an estimated annual interest rate of 5.0 percent to defease debt held by the University of Central Arkansas Foundation for projects benefitting the university.

**FURTHER RESOLVED**, That the Director of the Arkansas Department of Higher Education is authorized to notify the President and the Chair of the Board of Trustees of the University of Central Arkansas of the Coordinating Board's resolution.

Kaneaster Hodges commended the UCA leadership for getting the university out of a lot of financial difficulty from the past.

Kaneaster Hodges moved to recommend Agenda Item No. 5 to the full Board for consideration. Florine Milligan seconded and the Committee approved.

Agenda Item No. 6  
Performance Based Funding  
(Outcomes-Centered) Results

Act 1203 of 2011 repealed Arkansas Code § 6-61-223 and amended §6-61-224, §6-61-228, §6-61-229, and §6-61-230. The act directed the Department of Higher Education to develop an outcomes-centered component of the funding formula for colleges and universities by December 31, 2011. The Department of Higher Education, in conjunction with the presidents, chancellors and key staff at the universities and colleges and the Executive Director and key staff at the Arkansas Association of Two-Year Colleges, developed the outcomes-centered component of the funding formula that was approved by the Arkansas Higher Education Coordinating Board on December 2, 2011. The funding recommendations are now based on the need component of student enrollment and the output components of student success and other performance measures. The proportion of the funding recommendation begins with five percent based on outcomes-centered measures in 2013-14, increasing by five percent each year to reach 25 percent in 2017-18. The results for the performance based funding will be distributed when finalized.

**RESOLVED**, That the Arkansas Higher Education Coordinating Board accepts the report of the Performance Based Funding (Outcomes-Centered) Results as prepared in accordance with the Arkansas Higher Education Coordinating Board performance measures.

Sarah Argue asked if there is any indication from the legislature that we will get funding up to 70 percent, moving forward.

Director Broadway said he believes there is a commitment from several legislatures.

Tara Smith noted that all of the institutions scored well and therefore none of them would be losing any of their funding.

Bob Crafton asked why there were only ten universities listed and not eleven. Ms. Smith explained that UAMS is not part of the performance funding and therefore was not counted.

Argue commented that if it wasn't for the 5 compensatory points, there were several institutions that wouldn't have scored high enough.

Sherrel Johnson moved to recommend the approval of the review of Agenda Item No. 6 to the full Board for consideration. Florine Milligan seconded and the Committee approved.

#### Agenda Item No. 7

Associate of Applied Science in Health Information Management  
Technical Certificate in Health Information Management  
NorthWest Arkansas Community College

Health Information Technicians and Coders are employed in entry-level positions in hospitals, medical clinics, long-term healthcare facilities, hospices, and other healthcare facilities and industries to organize and manage health information data by ensuring its quality, accuracy, accessibility, and security in both paper and electronic systems. Medical coders will be able to use their skills gained in various classification systems to code and categorize patient information for reimbursement purposes, standardization, and retrieval of statistical analysis. Medical coding further involves assigning alphanumeric and numeric digits to corresponding descriptions of patient diagnoses and treatments.

**RESOLVED**, That the Arkansas Higher Education Coordinating Board approves the Technical Certificate in Health Information Management-Coding (CIP 51.0707, 32 semester credit hours) and the Associate of Applied Science in Health Information Management (CIP 51.0707; 60-61 semester credit hours) at NorthWest Arkansas Community College, effective Fall 2013.

**FURTHER RESOLVED**, That the Coordinating Board instructs the Director of the Arkansas Department of Higher Education to inform the President and Chair of the Board of Trustees of NorthWest Arkansas Community College of the approval.

#### Agenda Item No. 8

Cosmetology Technical Certificate  
Rich Mountain Community College

The cosmetology program is designed to train students for careers as a cosmetologist by providing theoretical and practical instruction to qualify for licensure by the Arkansas Department of Health, Section of Cosmetology. The students will become knowledgeable in hygiene, sanitation, hairdressing, manicuring, aesthetics, salesmanship, shop management, and shop department. One full-time instructor and one part-time instructor will be employed; and 18 *new courses* will be added to the curriculum which has been designed in accordance with Arkansas licensure requirements for cosmetology programs.

**RESOLVED**, That the Arkansas Higher Education Coordinating Board approves the Cosmetology Technical Certificate (CIP 12.0401, 42 semester

credit hours) at Rich Mountain Community College, effective Fall 2013; contingent on program approval by the Arkansas Department of Health, Section of Cosmetology.

**FURTHER RESOLVED**, That the Coordinating Board instructs the Director of the Arkansas Department of Higher Education to inform the President and Chair of the Board of Trustees of Rich Mountain Community College of the approval; and that all cosmetology program materials must state clearly that cosmetology students will not be trained in or perform physiotherapy as its relates to the practice of physical therapy. Program continuation is contingent on RMCC meeting and maintaining program licensure requirements of the Arkansas Department of Health, Section of Cosmetology.

Agenda Item No. 9  
Bachelor of Fine Arts in Game,  
Animation, and Simulation Design  
Southern Arkansas University - Magnolia

The graphics and animation once limited to children's books and television shows, are now a major component of our favorite shows, commercials, books, homework assignments and work presentations in all settings including medical, police, and military. The Bachelor of Fine Arts (BFA) in Game, Animation and Simulation is designed to provide students the skills and knowledge necessary to design, develop and produce multi-media projects that will deliver the information formerly presented in one-dimensional written form to the entertainment, commercial, educational, criminal justice, medicine, and national security fields.

**RESOLVED**, That the Arkansas Higher Education Coordinating Board approves the offering of the Bachelor of Fine Arts in Game, Animation and Simulation (CIP 50.0411; 122 semester credit hours) at Southern Arkansas University-Magnolia, effective Fall 2013.

**FURTHER RESOLVED**, That the Coordinating Board instructs the Director of the Arkansas Department of Higher Education to inform the President and Chair of the Board of Trustees of Southern Arkansas University of the approval.

Agenda Item No. 10  
Doctor of Philosophy in Epidemiology  
University of Arkansas for Medical Sciences

The University of Arkansas for Medical Sciences (UAMS) proposes to offer the state's first Ph.D. degree in Epidemiology. Arkansas and Mississippi are the only states in the South that do not have a doctoral program in Epidemiology. Epidemiology is the study of how frequently different diseases and other health outcomes occur in human populations, and how they are distributed in various groups within the population, including health disparities. Epidemiology further

studies the causes of diseases and health outcomes such as cancer, cardiovascular diseases, diabetes, and obesity, and identifies the factors that influence their occurrence.

**RESOLVED**, That the Arkansas Higher Education Coordinating Board approves the Doctor of Philosophy in Epidemiology (CIP 26.1309, 50 semester credit hours required beyond the master's degree for a total of 90-92 semester credit hours) at the University of Arkansas for Medical Sciences, effective Fall 2013.

**FURTHER RESOLVED**, That the Coordinating Board instructs the Director of the Arkansas Department of Higher Education to inform the President and Chair of the Board of Trustees of the University of Arkansas System and the Chancellor of the University of Arkansas for Medical Sciences of the approval.

Sherrel Johnson commented that the College of Public Health was setup as a result of the Tobacco Settlement funds.

Agenda Item No. 11  
Institutional Certification Advisory Committee Resolutions

**Initial Program Certification-Distance Technology**

**RESOLVED**, That pursuant to ACA §6-61-301, the Arkansas Higher Education Coordinating Board grants initial certification to the institutions listed on pages 2-5 to offer the specified degree programs to Arkansas residents for a period of three years through December 31, 2016.

**FURTHER RESOLVED**, That the Director of the Arkansas Department of Higher Education is authorized to notify the administration of said institutions that the certification of the degree programs requires the institution to notify the Arkansas Department of Higher Education whenever any of the following occurs: (1) major reorganization of the controlling body; (2) changes in the charter or incorporation documents of the institution; or (3) changes in the method of operation of the institution's programs in Arkansas.

**FURTHER RESOLVED**, That the Coordinating Board instructs the Director to notify the administration of said institutions that any advertisement or published materials using the name of the Arkansas Higher Education Coordinating Board or the Arkansas Department of Higher Education must contain the following statement:

Arkansas Higher Education Coordinating Board certification does not constitute an endorsement of any institution or program. Such certification merely indicates that certain criteria have been met as

required under the rules and regulations implementing institutional and program certification as defined in Arkansas Code §6-61-301.

American Sentinel University, Aurora, Colorado  
Argosy University, Orange, California

Arizona State University, Scottsdale, Arizona

Bryan University, Springfield, Missouri

Franklin University, Columbus, Ohio

Jones International University, Centennial, Colorado

National American University, Rapid City, South Dakota

Nova Southeastern University, Fort Lauderdale, Florida

Savannah College of Art and Design, Savannah, Georgia

South University, Savannah, Georgia

University of Southern California, Los Angeles, California

**Initial Program Certification-Distance Technology  
New Institutions**

American University, Washington, D.C.

National University, La Jolla, California

Trident University International, Cypress, California

University of Missouri, Columbia, Missouri

University of New Haven, West Haven, Connecticut

Florine Milligan asked if there have been any collaboration between economic development needs and the program development in regards to employment of Arkansas graduates.

Cynthia Moten explained that as a part of the program approval process, the institutions made contact with employers to determine their needs. Therefore, the program proposals are basically need based. If it is a short term need, then we know the program will be of short duration. But overall, we get responses from several employers. These employers also give us input so that the curriculum can



be designed in a manner that when a student graduates, he or she is ready to go to work said Moten.

Dr. Olin Cook moved to recommend Agenda Items No. 7 – 11 to the full Board for consideration. Florine Milligan seconded and the Committee approved.

#### Agenda Items No. 12 & 13 Letters of Notification and Letters of Intent

The Department of Higher Education received notice from 13 institutions on new programs not requiring Board action unless further review is requested by the Board. During this period, the Institutional Certification Advisory Committee received notice of requests from 76 out-of-state institutions to offer degree programs to Arkansas residents. The program notice list appears in the Letters of Notification on pages 12-1 through 12-36 and in the Letters of Intent on pages 13-1 through 13-19 of the agenda book.

Dr. Tim Langford commented that as a physician trying to implement electronic records in his office, he wanted to commend NWACC for starting a health information management program. There is a huge need for this in Arkansas he said.

#### Report of the Committees

Bob Crafton presented the report of the Finance Committee and moved approval of Agenda Items 3 - 6. Kaneaster Hodges seconded the motion and the Board approved.

Sarah Argue presented the report of the Academic Committee and moved approval of Agenda Items 7 - 11. Florine Milligan seconded the motion and the Board unanimously approved.

During the Thursday special meeting, due to time constraints, Rick Jenkins was unable to present all of his reports. At this time, Chairman Allen asked him to complete his presentation.

#### Agenda Items No. 3 - 4 Annual Report on Retention and Graduation of Intercollegiate Athletes Annual Report on Productivity of Recently Approved Programs

In Academic Year 2012, 3,098 students participated in athletics at the 13 institutions. In AY2008 there were 2,752 students participating in athletics. Many students receive scholarships to participate in athletics. The majority of students participating in athletics receive a partial scholarship (58.2 percent) and a small portion (16.6 percent) received a full scholarship. Retention rates are higher for the student

athlete as compared to all students. Student athletes at 4-Year Universities are retained at higher rates than student athletes at 2-Year Colleges.

Degree productivity of certificate and associate degree programs approved by the Coordinating Board in 2008-09 (after three years) and baccalaureate and graduate degree programs approved by the Coordinating Board in 2006-2007 (after five years) was presented to the Coordinating Board.

Chairman Allen asked what sport provided the most full ride scholarships. Broadway said that would be football.

Chairman Allen opened the floor for public comments. There were none. Dr. Charles Allen announced that the next Coordinating Board meeting would be hosted by the Department of Higher Education in Little Rock on July 26, 2013.

With no further comments, the meeting adjourned at 10:45 a.m.

---

Nichole Abernathy

APPROVED:

---

Sarah Argue, Secretary

**ARKANSAS HIGHER EDUCATION COORDINATING BOARD**  
**Special Meeting via Conference Call**  
**June 13, 2013**

**Minutes of Meeting**

The Arkansas Higher Education Coordinating Board held a special meeting via conference call on Thursday, June 13, 2013. The purpose of the meeting was to approve the Economic Feasibility of Bond Issue for the University of Arkansas at Little Rock and the Economic Feasibility of Loan for Black River Technical College. The meeting convened at 11:00 a.m. with a quorum present.

Coordinating Board present:

Dr. Charles Allen, Chair  
 Kaneaster Hodges, Vice Chair  
 Sarah Argue, Secretary  
 Dr. Olin Cook  
 Bob Crafton  
 Horace Hardwick  
 Dr. Tim Langford  
 Florine Milligan  
 Greg Revels

Coordinating Board absent:

Dr. Joe Bennett  
 Sherrel Johnson  
 Mary Anne Salmon

Department staff present:

Shane Broadway, Interim Director  
 Harold Criswell, Interim Deputy Director  
 Rick Jenkins, Associate Director for Planning and Accountability  
 Chandra Robinson, Program Coordinator for Institutional Finance  
 Callan Callaway, Program Coordinator for Institutional Finance  
 Nichole Abernathy, Administrative Support

Presidents, chancellors, other institutional representatives, and guests were also present.

Chairman Allen thanked the Coordinating Board members and guests for participating in the call.

Agenda Item No. 1  
 Economic Feasibility of Bond Issue  
 University of Arkansas at Little Rock

The University of Arkansas at Little Rock (UALR) requests approval of the economic feasibility of plans to issue bonds totaling \$30.5 million with a term of up to 18 years at an estimated annual interest rate of approximately 3.75 percent. Proceeds from the bond issue will be used for educational and general (E&G) purposes to fund a complete campus energy management and conservation program. Included will be an upgraded building automation system and retrofits of pneumatic controls to digital direct

controls, retrocommissioning of building HVAC systems, distributed generation, district heating and cooling systems, interior lighting retrofits, and exterior lighting retrofits. The University of Arkansas Board of Trustees approved this action at its meeting held on May 23, 2013.

The E&G issue will be approximately \$30.5 million with an annual debt service of \$2,169,825. Coordinating Board policy regarding debt service provides that a maximum of 25 percent of net tuition and fee revenue may be pledged to educational and general debt service. Net tuition and fee revenue is the gross tuition and fee revenue less unrestricted educational and general scholarship expenditures.

**RESOLVED**, That the Arkansas Higher Education Coordinating Board considers economically feasible plans for the University of Arkansas at Little Rock (UALR) to issue bonds not to exceed \$30.5 million for a period of up to 18 years at an estimated annual interest rate of approximately 3.75 percent to fund a complete campus energy management and conservation program including (i) an upgraded building automation system and retrofits of pneumatic controls to digital direct controls, (ii) retrocommissioning of building HVAC systems, (iii) distributed generation, (iv) district heating and cooling systems, (v) interior lighting retrofits, and (vi) exterior lighting retrofits.

**FURTHER RESOLVED**, That the Director of the Arkansas Department of Higher Education is authorized to notify the President and the Chair of the Board of Trustees of the University of Arkansas and the Chancellor of the University of Arkansas at Little Rock of the Coordinating Board's resolution.

Bob Crafton asked for a summarization of the bond Issue. Dr. Bob Adams, Vice Chancellor for Finance and Administration, explained that UALR would begin by completely upgrading their business automation systems. They would then go through every building and check the lighting, install a new heating and cooling system and install a new electrical power system that will give them 100 percent backup systems in case of a power outage.

Kaneaster Hodges asked if UALR was bidding this work out. Dr. Adams said a general contractor and architect engineer team would be selected through a RFP process. Then each component of that work will be competitively bid through a bid package.

Bob Crafton asked if UALR foreseen any monetary savings once this project was complete. Dr. Adams said it will have an expected payback of about twelve years. It will also cover all of the debt service plus some additional savings that can be put back into some deferred maintenance fees.

Kaneaster Hodges moved to recommend Agenda Item No. 1 to the Full Board for consideration. Greg Revels seconded, and the Committee unanimously approved.

Agenda Item No. 2  
Economic Feasibility of Loan  
Black River Technical College

Black River Technical College (BRTC) requests approval of the economic feasibility of plans to secure a loan not to exceed \$11.0 million with a term of thirty (30) years with an estimated annual interest rate of 3.5 percent. Proceeds from the loan will be used for education and general (E&G) purposes. The Black River Technical College Board of Trustees approved this action at its meeting held on June 7, 2013.

The educational and general issue will be approximately \$11.0 million with an annual debt service payment of \$598,085. Proceeds from the loan will be used to fund the construction of a health and science facility on the BRTC campus at Pocahontas. Coordinating Board policy regarding debt service for educational and general (E&G) projects provides that a maximum of 25 percent of net tuition and fee revenue may be pledged to debt service.

**RESOLVED**, That the Arkansas Higher Education Coordinating Board considers economically feasible plans for Black River Technical College to secure a loan not to exceed \$11.0 million with a term of thirty (30) years at an estimated interest rate of 3.5 percent for the construction of a health and science facility on the BRTC campus at Pocahontas.

**FURTHER RESOLVED**, That the Director of the Arkansas Department of Higher Education is authorized to notify the President and the Chair of the Board of Trustees of Black River Technical College of the Coordinating Board's resolution.

Kaneaster Hodges asked what protections are in place to prevent flooding. Brenda Gillogly, Vice President for Finance at BRTC said that this building will be raised higher than their current facilities on campus.

Hodges asked if the levy was fixed. Ms. Gillogly said yes.

Kaneaster Hodges moved to recommend Agenda Item No. 2 to the Full Board for consideration. Horace Hardwick seconded, and the Committee unanimously approved.

Report of the Committee

Bob Crafton presented the report of the Finance Committee and moved approval of Agenda Items 1 and 2. Kaneaster Hodges seconded the motion and the Board unanimously approved.

Nichole Abernathy conducted a final roll call, reaffirming the quorum.

Chairman Allen thanked everyone for participating in the meeting and announced that the next meeting would be July 26, 2013, at the Department of Higher Education in Little Rock.

With no further comments, the meeting adjourned.

---

Nichole Abernathy

APPROVED:

---

Sarah Argue, Secretary

Agenda Item No. 2  
Higher Education Coordinating Board  
July 26, 2013

## **AGENCY UPDATES**

---

Arkansas Department of Higher Education agency updates will be presented by Shane Broadway. This agenda item will include updates on new employees, legislation, and current events.

## REPORT ON THE COLLEGE-GOING RATE OF PUBLIC SCHOOL GRADUATES

---

Attachment 1-A	College-Going Rate by Institution
Attachment 1-B	College-Going Rate History
Attachment 1-C	NCES (National Center for Education Statistics) Table 234
Attachment 1-D	College-Going Rate by Race/Ethnicity and Gender
Attachment 1-E	College-Going Rate by County
Attachment 1-F	College-Going Rate by High School District
Attachment 1-G	Recently Graduated Public High School Students: Where They Attend College

The college-going rate measures the proportion of students enrolling in postsecondary education in the fall semester after finishing high school, in most cases, immediately after high school. Since most students enrolling in postsecondary education do so immediately after completing high school, the college-going rate is an indicator of the total proportion that will or did enroll in postsecondary education. The percentage, therefore, reflects the accessibility of higher education as well as students' assessment of the value of attending college when compared to working, entering the military, traveling, or following other pursuits.

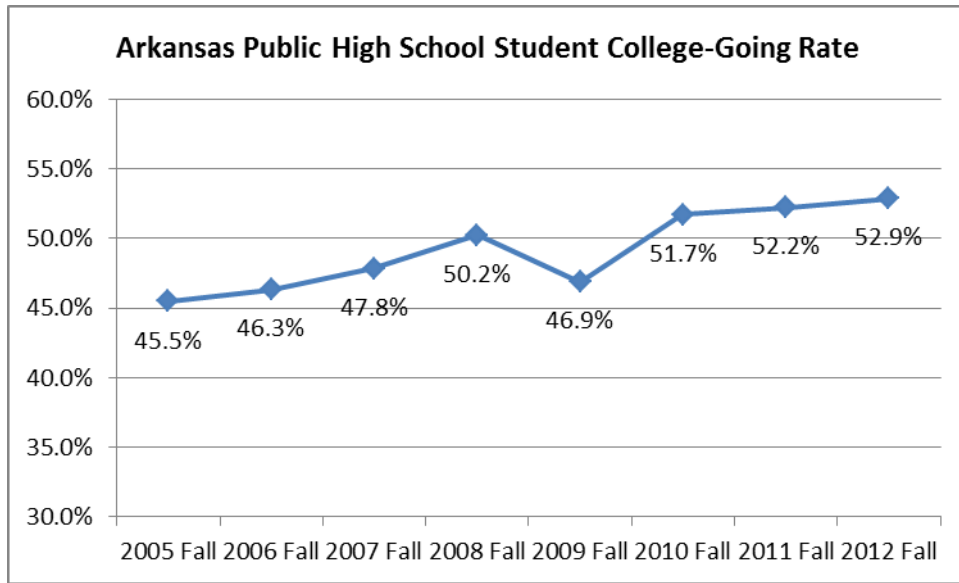
New Methodology: This report reflects a new methodology. The new methodology began with the 2010 Fall College-Going Rate report. This new methodology focuses on students that (1) graduated from an Arkansas public school district in Academic Year 2011-2012, (2) are first-time entering students in the 2012 Fall term, and (3) are Arkansas residents. This new methodology more closely follows that used by the National Center for Education Statistics (NECS). However, there are three differences:

- (a) NECS filters by the age range of 16-24 – ADHE ignores age but focuses on high school graduates from the previous year as most all high school graduates are between the ages of 16 and 24;
- (b) NCES includes GED students as their report is based on a survey. ADHE does not have data on annual graduating classes of GED students, therefore, GED students are excluded; and
- (c) Since the NCES report is a survey, it may include private high schools and home school students. ADHE has no data on annual graduating classes of private high schools or home school students. ADHE obtains data on graduating classes of Arkansas public high schools (from the Arkansas Department of Education). **Therefore, the new methodology is a College-Going Rate calculation for Arkansas public high school graduates only.**

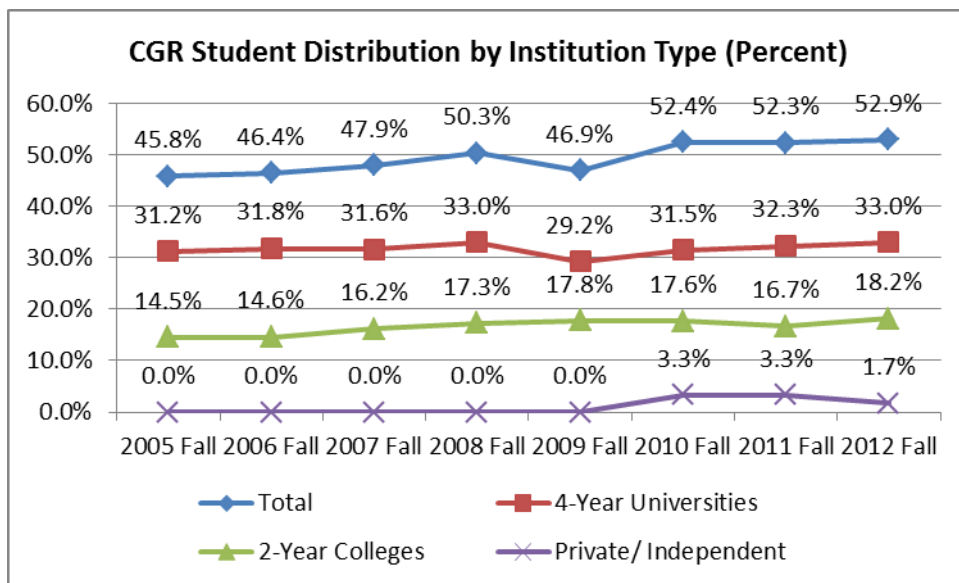


Old Methodology: The old methodology consisted of a Fall student cohort of (1) first-time, (2) full-time, and (3) on-campus students that attend an Arkansas public or independent institution after completing high school or GED.

The college-going rate for all Arkansas **public and independent institutions** for the 2012 Fall term was **52.9 percent**. This represents an increase of 0.7 percentage points from the previous fall term. Note that over the 8-year period reviewed, the CGR has been increasing for all but one period (2009 Fall).

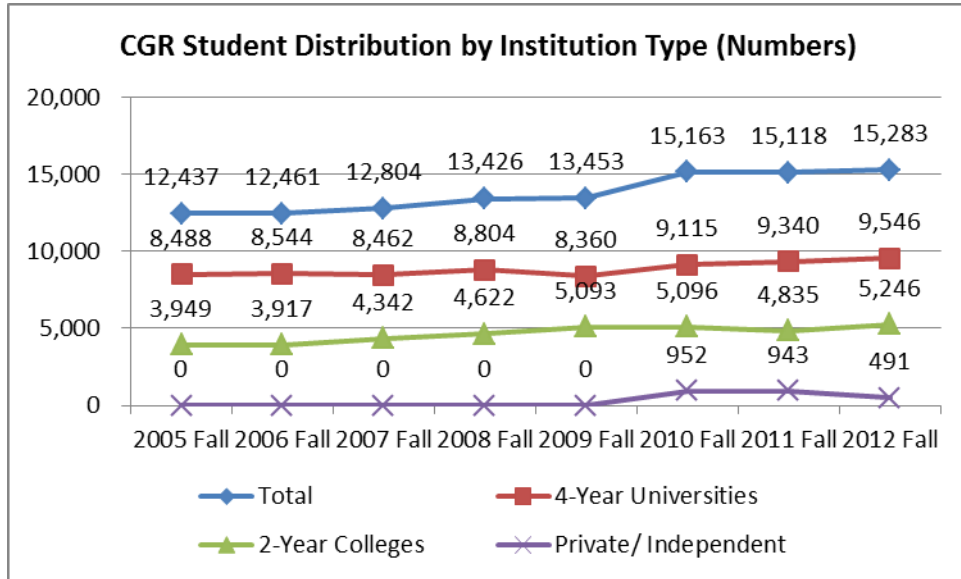


NOTE: Data for the Private/Independent institutions were not available until the 2010 Fall semester.

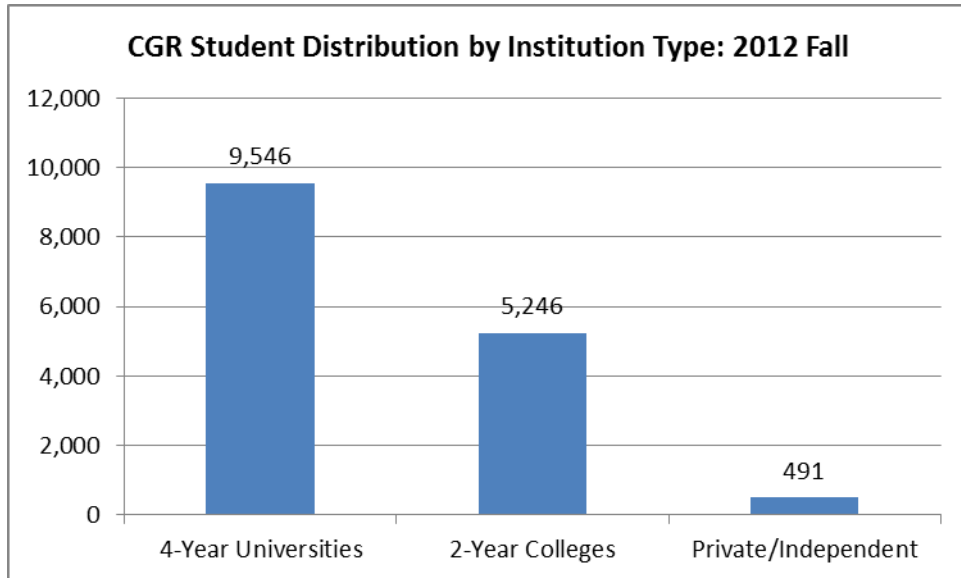


The share of CGR students at 4-Year Universities has increased from 31.2 percent to 33.0 percent (an increase of 1.8 percentage points). The share of

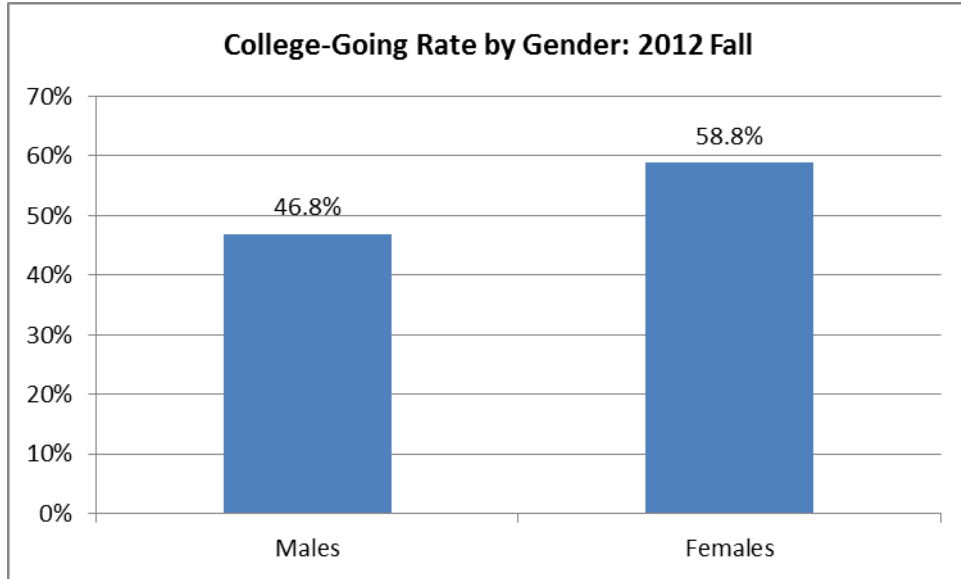
CGR students at 2-Year Colleges has increased from 14.5 percent to 18.2 percent (an increase of 3.7 percentage points).



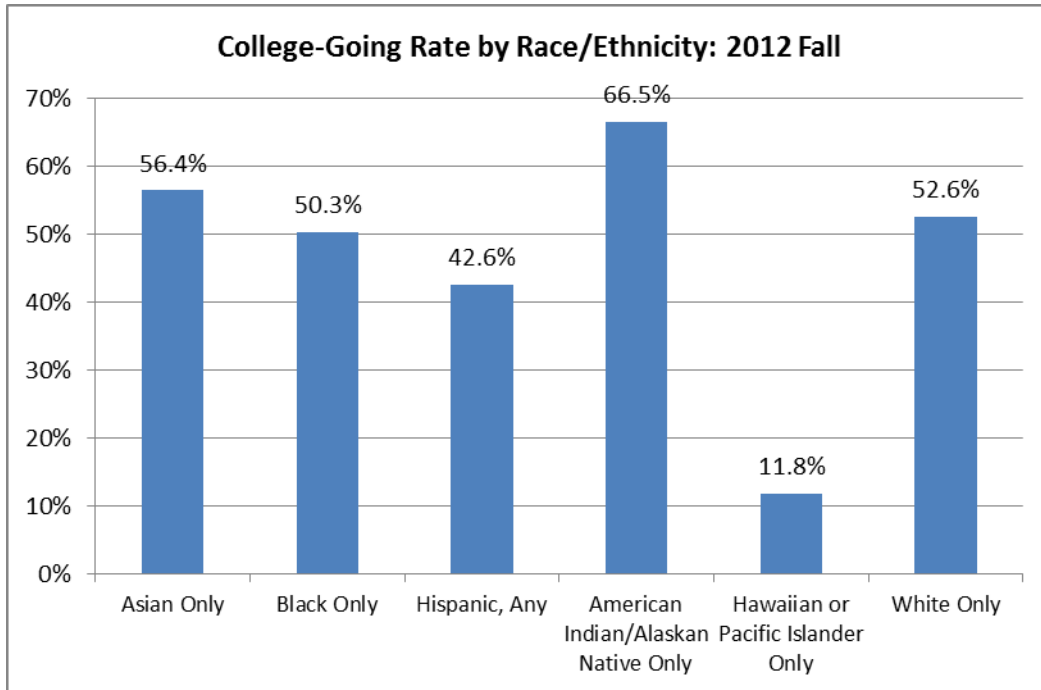
The majority of CGR students attend 4-Year Universities.



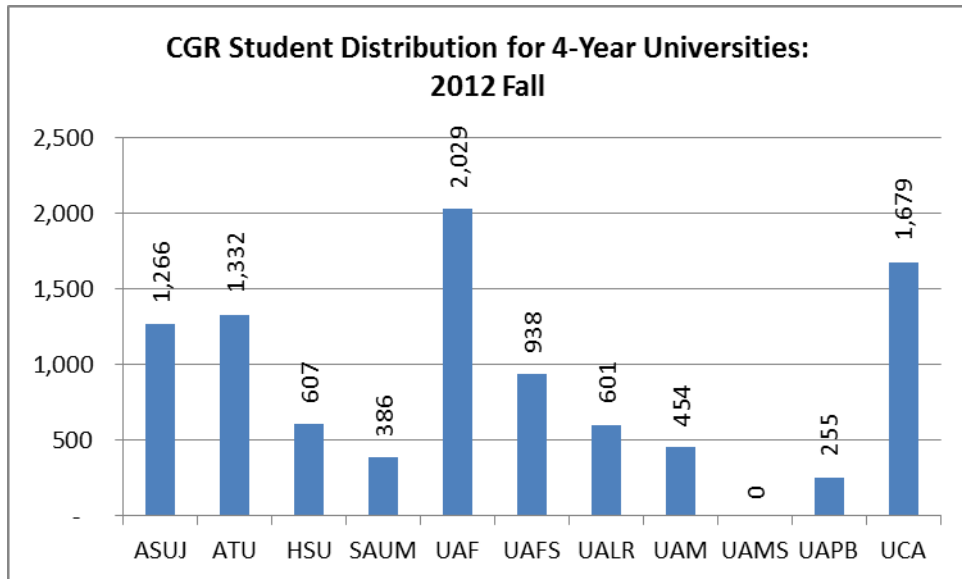
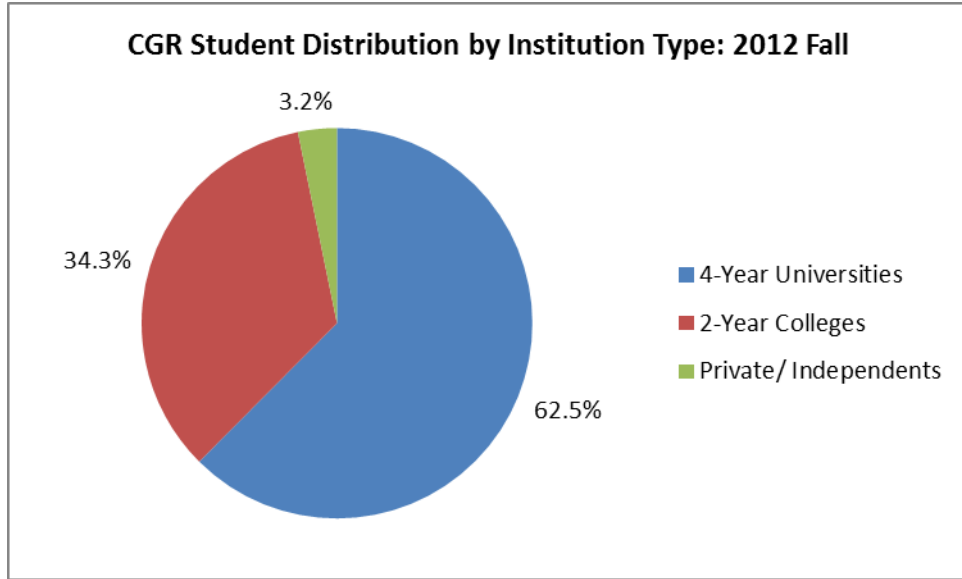
**Gender:** As shown below, females go to college at higher rates than males.



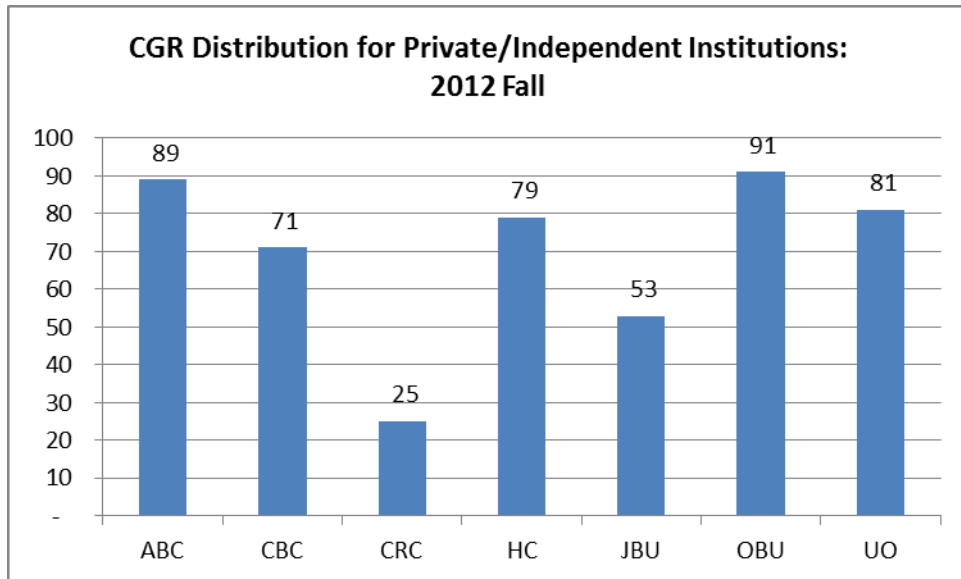
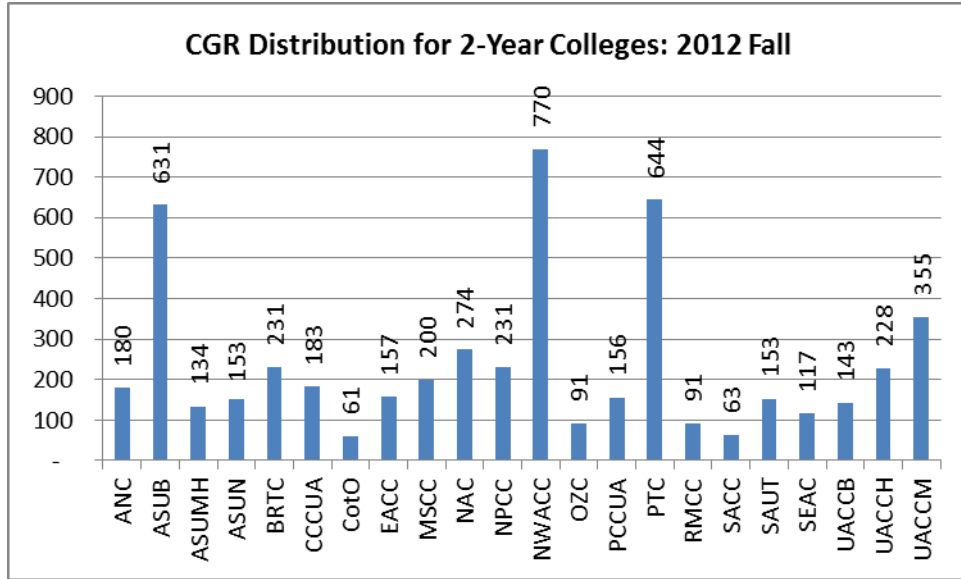
**Race/Ethnicity:** As shown below, American Indians/Alaskan Natives and Asians have the highest college-going rates.



NOTE: This report does not take into account students that go to college out-of-state, out-of-country, or to institutions that do not participate in the AHEIS/SISDB reporting system.



UAMS shows 0 students above as they do not accept first-time entering freshmen due to the lack of a general education curriculum.



Harding University (HU), Lyon College (LC), Philander Smith College (PSC), and Williams Baptist College (WBC) are not shown in the above chart due to FERPA (less than 10 students).

ADHE Executive Staff recommend that the AHECB accept this report.

## College Going Rate by Institution

Academic Year = **2013** (2012-2013), 2012 Fall Term

Students graduated from High School in **2012** from an Arkansas Public High School

All students are first-time entering Arkansas residents

No.	Inst. Type	Institution	College Going Rate for the 2012 Fall Term Any School Graduates		College Going Rate for the 2012 Fall Term Arkansas Public School Graduates	
			First-Time Students	Percent	First-Time Students	Percent
1	1	ASUJ	1,338	4.6%	1,266	4.4%
2	1	ATU	1,376	4.8%	1,331	4.6%
3	1	HSU	632	2.2%	607	2.1%
4	1	SAUM	408	1.4%	386	1.3%
5	1	UAF	2,376	8.2%	2,029	7.0%
6	1	UAFS	973	3.4%	938	3.2%
7	1	UALR	655	2.3%	601	2.1%
8	1	UAM	483	1.7%	454	1.6%
9	1	UAMS		0.0%		0.0%
10	1	UAPB	264	0.9%	255	0.9%
11	1	UCA	1,829	6.3%	1,679	5.8%
12	2	ANC	188	0.7%	180	0.6%
13	2	ASUB	703	2.4%	631	2.2%
14	2	ASUMH	140	0.5%	134	0.5%
15	2	ASUN	171	0.6%	153	0.5%
16	2	BRTC	237	0.8%	231	0.8%
17	2	CCCUA	190	0.7%	183	0.6%
18	2	CotO	64	0.2%	61	0.2%
19	2	EACC	171	0.6%	157	0.5%
20	2	MSCC	209	0.7%	200	0.7%
21	2	NAC	284	1.0%	274	0.9%
22	2	NPCC	245	0.8%	231	0.8%
23	2	NWACC	836	2.9%	770	2.7%
24	2	OZC	95	0.3%	91	0.3%
25	2	PCCUA	173	0.6%	156	0.5%
26	2	PTC	747	2.6%	644	2.2%
27	2	RMCC	94	0.3%	91	0.3%
28	2	SACC	64	0.2%	63	0.2%
29	2	SAUT	162	0.6%	153	0.5%
30	2	SEAC	127	0.4%	117	0.4%
31	2	UACCB	144	0.5%	143	0.5%
32	2	UACCH	240	0.8%	228	0.8%
33	2	UACCM	369	1.3%	355	1.2%
34	P	ABC	105	0.4%	89	0.3%
35	P	CBC	76	0.3%	71	0.2%
36	P	CRC	34	0.1%	25	0.1%
37	P	HC	90	0.3%	79	0.3%
38	P	HU		0.0%		0.0%
39	P	JBU	63	0.2%	53	0.2%
40	P	LC		0.0%		0.0%
41	P	OBU	218	0.8%	91	0.3%
42	P	PSC		0.0%		0.0%
43	P	UO	90	0.3%	81	0.3%
44	P	WBC		0.0%		0.0%
<b>4 Year Universities</b>			10,334	35.8%	9,546	33.0%
<b>2 Year Colleges</b>			5,653	19.6%	5,246	18.2%
<b>Private Institutions</b>			678	2.3%	491	1.7%
<b>All Arkansas Institutions</b>			16,665	57.7%	15,283	52.9%
<b>Arkansas Public HS Graduates</b>			<b>28,896</b>		<b>28,896</b>	

### NOTES:

1. College Going Rate for Any School Graduates - this is the percentage of any school enrollees compared to the public school graduates (apples-to-oranges).
2. College Going Rate for Public School Graduates - this is the percentage of public school enrollees compared to the public school graduates (apples-to-apples).
3. Counts of less than 10 are not shown due to FERPA.

## ARKANSAS COLLEGE-GOING RATE HISTORY 2005 Fall Term - 2012 Fall Term

FALL TERM	Number of FIRST-TIME ENTERING STUDENTS	Number of PUBLIC HIGH SCHOOL GRADUATES	ARKANSAS COLLEGE-GOING RATE	NATIONAL COLLEGE-GOING RATE
2005	12,359	27,180	45.5%	68.6%
2006	12,431	26,838	46.3%	66.0%
2007	12,794	26,751	47.8%	67.2%
2008	13,403	26,677	50.2%	68.6%
2009	13,438	28,659	46.9%	70.1%
2010	14,962	28,939	51.7%	68.1%
2011	15,103	28,921	52.2%	68.2%
2012	15,283	28,896	52.9%	NA

NA = Not Available

NOTE: National College Coing Rate is from NCES Digest of Education Statistics 2011, Table 234: Recent high school completers and their enrollment in college, by sex: 1960 through 2011

**Table 234. Recent high school completers and their enrollment in 2-year and 4-year colleges, by sex: 1960 through 2011**  
 [Standard errors appear in parentheses]

Year	Number of high school completers\1 (in thousands)			Percent of high school completers enrolled in college\2														
	Total	Males	Females	Total			Males			Females								
				Total	2-year	4-year	Total	2-year	4-year	Total	2-year	4-year						
1	2	3	4	5	6	7	8	9	10	11	12	13						
1960 ..	1,679 (43.8)	756 (31.8)	923 (29.6)	45.1 (2.13)	---	(+)	---	(+)	54.0 (3.18)	---	(+)	---	(+)	37.9 (2.80)	---	(+)	---	(+)
1961 ..	1,763 (46.0)	790 (33.2)	973 (31.3)	48.0 (2.09)	---	(+)	---	(+)	56.3 (3.10)	---	(+)	---	(+)	41.3 (2.77)	---	(+)	---	(+)
1962 ..	1,838 (43.6)	872 (31.5)	966 (30.0)	49.0 (2.05)	---	(+)	---	(+)	55.0 (2.96)	---	(+)	---	(+)	43.5 (2.80)	---	(+)	---	(+)
1963 ..	1,741 (44.2)	794 (32.1)	947 (30.0)	45.0 (2.09)	---	(+)	---	(+)	52.3 (3.11)	---	(+)	---	(+)	39.0 (2.78)	---	(+)	---	(+)
1964 ..	2,145 (43.0)	997 (31.9)	1,148 (28.5)	48.3 (1.89)	---	(+)	---	(+)	57.2 (2.75)	---	(+)	---	(+)	40.7 (2.54)	---	(+)	---	(+)
1965 ..	2,659 (47.7)	1,254 (35.1)	1,405 (32.0)	50.9 (1.70)	---	(+)	---	(+)	57.3 (2.45)	---	(+)	---	(+)	45.3 (2.33)	---	(+)	---	(+)
1966 ..	2,612 (45.0)	1,207 (33.8)	1,405 (29.0)	50.1 (1.72)	---	(+)	---	(+)	58.7 (2.49)	---	(+)	---	(+)	42.7 (2.32)	---	(+)	---	(+)
1967 ..	2,525 (37.9)	1,142 (28.4)	1,383 (24.3)	51.9 (1.42)	---	(+)	---	(+)	57.6 (2.09)	---	(+)	---	(+)	47.2 (1.92)	---	(+)	---	(+)
1968 ..	2,606 (37.3)	1,184 (28.2)	1,422 (23.8)	55.4 (1.39)	---	(+)	---	(+)	63.2 (2.00)	---	(+)	---	(+)	48.9 (1.89)	---	(+)	---	(+)
1969 ..	2,842 (36.0)	1,352 (26.8)	1,490 (23.7)	53.3 (1.34)	---	(+)	---	(+)	60.1 (1.90)	---	(+)	---	(+)	47.2 (1.85)	---	(+)	---	(+)
1970 ..	2,758 (37.4)	1,343 (26.1)	1,415 (26.8)	51.7 (1.36)	---	(+)	---	(+)	55.2 (1.94)	---	(+)	---	(+)	48.5 (1.90)	---	(+)	---	(+)
1971 ..	2,875 (38.0)	1,371 (26.6)	1,504 (27.1)	53.5 (1.33)	---	(+)	---	(+)	57.6 (1.90)	---	(+)	---	(+)	49.8 (1.84)	---	(+)	---	(+)
1972 ..	2,964 (37.8)	1,423 (27.0)	1,542 (26.4)	49.2 (1.31)	---	(+)	---	(+)	52.7 (1.89)	---	(+)	---	(+)	46.0 (1.81)	---	(+)	---	(+)
1973 ..	3,058 (37.1)	1,460 (27.6)	1,599 (24.6)	46.6 (1.29)	14.9 (0.92)	31.6 (1.20)	50.0 (1.87)	14.6 (1.32)	35.4 (1.79)	43.4 (1.77)	15.2 (1.28)	28.2 (1.61)						
1974 ..	3,101 (38.6)	1,491 (27.8)	1,611 (26.8)	47.6 (1.28)	15.2 (0.92)	32.4 (1.20)	49.4 (1.85)	16.6 (1.37)	32.8 (1.74)	45.9 (1.77)	13.9 (1.23)	32.0 (1.66)						
1975 ..	3,185 (38.6)	1,513 (27.3)	1,672 (27.2)	50.7 (1.26)	18.2 (0.98)	32.6 (1.19)	52.6 (1.83)	19.0 (1.44)	33.6 (1.73)	49.0 (1.75)	17.4 (1.32)	31.6 (1.62)						
1976 ..	2,986 (39.8)	1,451 (28.9)	1,535 (27.3)	48.8 (1.31)	15.6 (0.95)	33.3 (1.23)	47.2 (1.87)	14.5 (1.32)	32.7 (1.76)	50.3 (1.82)	16.6 (1.35)	33.8 (1.72)						
1977 ..	3,141 (40.7)	1,483 (29.7)	1,659 (27.7)	50.6 (1.29)	17.5 (0.98)	33.1 (1.21)	52.1 (1.87)	17.2 (1.41)	35.0 (1.79)	49.3 (1.77)	17.8 (1.36)	31.5 (1.65)						
1978 ..	3,163 (39.7)	1,485 (29.3)	1,677 (26.7)	50.1 (1.28)	17.0 (0.96)	33.1 (1.21)	51.1 (1.87)	15.6 (1.36)	35.5 (1.79)	49.3 (1.76)	18.3 (1.36)	31.0 (1.63)						
1979 ..	3,160 (40.0)	1,475 (29.2)	1,685 (27.2)	49.3 (1.28)	17.5 (0.98)	31.8 (1.20)	50.4 (1.88)	16.9 (1.41)	33.5 (1.78)	48.4 (1.76)	18.1 (1.35)	30.3 (1.62)						
1980 ..	3,088 (39.4)	1,498 (28.4)	1,589 (27.3)	49.3 (1.30)	19.4 (1.03)	29.9 (1.19)	46.7 (1.86)	17.1 (1.40)	29.7 (1.70)	51.8 (1.81)	21.6 (1.49)	30.2 (1.66)						
1981 ..	3,056 (42.2)	1,491 (30.4)	1,565 (29.1)	53.9 (1.30)	20.5 (1.05)	33.5 (1.23)	54.8 (1.86)	20.9 (1.52)	33.9 (1.77)	53.1 (1.82)	20.1 (1.46)	33.0 (1.72)						
1982 ..	3,100 (40.4)	1,509 (29.0)	1,592 (28.2)	50.6 (1.36)	19.1 (1.07)	31.5 (1.26)	49.1 (1.95)	17.5 (1.48)	31.6 (1.81)	52.0 (1.90)	20.6 (1.54)	31.4 (1.76)						
1983 ..	2,963 (41.6)	1,389 (30.4)	1,573 (28.2)	52.7 (1.39)	19.2 (1.07)	33.5 (1.31)	51.9 (2.03)	20.2 (1.63)	31.7 (1.89)	53.4 (1.91)	18.4 (1.48)	35.1 (1.82)						
1984 ..	3,012 (36.5)	1,429 (28.7)	1,584 (21.9)	55.2 (1.37)	19.4 (1.09)	35.8 (1.32)	56.0 (1.99)	17.7 (1.53)	38.4 (1.95)	54.5 (1.90)	21.0 (1.55)	33.5 (1.80)						
1985 ..	2,668 (40.1)	1,287 (28.7)	1,381 (27.9)	57.7 (1.45)	19.6 (1.16)	38.1 (1.43)	58.6 (2.08)	19.9 (1.69)	38.8 (2.06)	56.8 (2.02)	19.3 (1.61)	37.5 (1.97)						
1986 ..	2,786 (38.6)	1,332 (28.5)	1,454 (26.0)	53.8 (1.43)	19.2 (1.13)	34.5 (1.37)	55.8 (2.06)	21.3 (1.70)	34.5 (1.97)	51.9 (1.99)	17.3 (1.50)	34.6 (1.89)						
1987 ..	2,647 (40.9)	1,278 (29.8)	1,369 (28.0)	56.8 (1.46)	18.9 (1.15)	37.9 (1.43)	58.3 (2.09)	17.3 (1.60)	41.0 (2.09)	55.3 (2.04)	20.3 (1.65)	35.0 (1.95)						
1988 ..	2,673 (47.0)	1,334 (34.1)	1,339 (32.3)	58.9 (1.57)	21.9 (1.32)	37.1 (1.54)	57.1 (2.24)	21.3 (1.85)	35.8 (2.17)	60.7 (2.20)	22.4 (1.88)	38.3 (2.19)						
1989 ..	2,450 (46.5)	1,204 (32.9)	1,246 (32.8)	59.6 (1.64)	20.7 (1.35)	38.9 (1.63)	57.6 (2.35)	18.3 (1.84)	39.3 (2.32)	61.6 (2.27)	23.1 (1.97)	38.5 (2.28)						
1990 ..	2,362 (43.0)	1,173 (30.6)	1,189 (30.2)	60.1 (1.60)	20.1 (1.31)	40.0 (1.60)	58.0 (2.29)	19.6 (1.85)	38.4 (2.26)	62.2 (2.24)	20.6 (1.87)	41.6 (2.28)						
1991 ..	2,276 (41.0)	1,140 (29.0)	1,136 (29.0)	62.5 (1.62)	24.9 (1.44)	37.7 (1.62)	57.9 (2.33)	22.9 (1.98)	35.0 (2.25)	67.1 (2.22)	26.8 (2.09)	40.3 (2.32)						
1992 ..	2,397 (40.4)	1,216 (29.1)	1,180 (28.1)	61.9 (1.58)	23.0 (1.37)	38.9 (1.59)	60.0 (2.24)	22.1 (1.89)	37.8 (2.21)	63.8 (2.23)	23.9 (1.98)	40.0 (2.27)						
1993 ..	2,342 (41.4)	1,120 (30.6)	1,223 (27.7)	62.6 (1.59)	22.8 (1.38)	39.8 (1.61)	59.9 (2.33)	22.9 (2.00)	37.0 (2.30)	65.2 (2.17)	22.8 (1.91)	42.4 (2.25)						
1994 ..	2,517 (38.1)	1,244 (27.9)	1,273 (25.9)	61.9 (1.43)	21.0 (1.20)	40.9 (1.45)	60.6 (2.05)	23.0 (1.76)	37.5 (2.03)	63.2 (1.99)	19.1 (1.63)	44.1 (2.05)						
1995 ..	2,599 (40.9)	1,238 (29.9)	1,361 (27.7)	61.9 (1.41)	21.5 (1.19)	40.4 (1.42)	62.6 (2.03)	25.3 (1.82)	37.4 (2.03)	61.3 (1.95)	18.1 (1.54)	43.2 (1.98)						
1996 ..	2,660 (40.5)	1,297 (29.5)	1,363 (27.7)	65.0 (1.42)	23.1 (1.26)	41.9 (1.47)	60.1 (2.09)	21.5 (1.76)	38.5 (2.08)	69.7 (1.92)	24.6 (1.80)	45.1 (2.07)						
1997 ..	2,769 (41.8)	1,354 (31.0)	1,415 (27.9)	67.0 (1.38)	22.8 (1.23)	44.3 (1.45)	63.6 (2.01)	21.4 (1.71)	42.2 (2.07)	70.3 (1.87)	24.1 (1.75)	46.2 (2.04)						
1998 ..	2,810 (43.9)	1,452 (31.0)	1,358 (31.0)	65.6 (1.38)	24.4 (1.25)	41.3 (1.43)	62.4 (1.96)	24.4 (1.74)	38.0 (1.96)	69.1 (1.93)	24.3 (1.79)	44.8 (2.08)						
1999 ..	2,897 (41.5)	1,474 (29.9)	1,423 (28.8)	62.9 (1.38)	21.0 (1.20)	41.9 (1.41)	61.4 (1.95)	21.0 (1.63)	40.5 (1.97)	64.4 (1.95)	21.1 (1.67)	43.3 (2.02)						
2000 ..	2,756 (45.3)	1,251 (33.6)	1,505 (29.7)	63.3 (1.41)	21.4 (1.20)	41.9 (1.45)	59.9 (2.13)	23.1 (1.83)	36.8 (2.10)	66.2 (1.88)	20.0 (1.59)	46.2 (1.98)						
2001 ..	2,549 (46.5)	1,277 (33.7)	1,273 (32.0)	61.8 (1.48)	19.6 (1.21)	42.1 (1.51)	60.1 (2.11)	18.6 (1.68)	41.4 (2.12)	63.5 (2.08)	20.6 (1.75)	42.8 (2.13)						
2002 ..	2,796 (42.7)	1,412 (31.3)	1,384 (29.0)	65.2 (1.31)	21.6 (1.14)	43.6 (1.37)	62.1 (1.88)	20.4 (1.57)	41.7 (1.92)	68.4 (1.82)	22.8 (1.65)	45.6 (1.95)						
2003 ..	2,677 (42.2)	1,306 (29.9)	1,372 (29.7)	63.9 (1.35)	21.5 (1.16)	42.5 (1.39)	61.2 (1.97)	21.9 (1.67)	39.3 (1.97)	66.5 (1.86)	21.0 (1.61)	45.5 (1.96)						
2004 ..	2,752 (40.0)	1,327 (29.1)	1,425 (27.3)	66.7 (1.31)	22.4 (1.16)	44.2 (1.38)	61.4 (1.95)	21.8 (1.65)	39.6 (1.96)	71.5 (1.74)	23.1 (1.63)	48.5 (1.93)						
2005 ..	2,675 (40.8)	1,262 (31.5)	1,414 (24.9)	68.6 (1.31)	24.0 (1.21)	44.6 (1.40)	66.5 (1.94)	24.7 (1.77)	41.8 (2.03)	70.4 (1.77)	23.4 (1.64)	47.0 (1.94)						
2006 ..	2,692 (44.6)	1,328 (32.7)	1,363 (30.1)	66.0 (1.33)	24.7 (1.21)	41.3 (1.39)	65.8 (1.90)	24.9 (1.73)	40.9 (1.97)	66.1 (1.87)	24.5 (1.70)	41.7 (1.95)						
2007 ..	2,955 (42.6)	1,511 (30.0)	1,444 (30.3)	67.2 (1.26)	24.1 (1.15)	43.1 (1.33)	66.1 (1.78)	22.7 (1.57)	43.4 (1.86)	68.3 (1.79)	25.5 (1.67)	42.8 (1.90)						
2008 ..	3,151 (42.8)	1,640 (29.6)	1,511 (30.9)	68.6 (1.21)	27.7 (1.16)	40.9 (1.28)	65.9 (1.71)	24.9 (1.56)	41.0 (1.77)	71.6 (1.69)	30.6 (1.73)	40.9 (1.85)						
2009 ..	2,937 (45.0)	1,407 (32.8)	1,531 (30.6)	70.1 (1.23)	27.7 (1.21)	42.4 (1.33)	66.0 (1.84)	25.1 (1.69)	40.9 (1.91)	73.8 (1.64)	30.1 (1.71)	43.8 (1.85)						
2010\3)	3,160 (91.8)	1,679 (64.6)	1,482 (58.4)	68.1 (1.49)	26.7 (1.52)	41.4 (1.61)	62.8 (1.88)	28.5 (2.03)	34.3 (1.97)	74.0 (2.31)	24.6 (2.32)	49.5 (2.59)						
2011\3)	3,079 (88.3)	1,611 (60.6)	1,468 (58.4)	68.2 (1.45)	25.9 (1.49)	42.3 (1.44)	64.7 (2.16)	24.7 (1.79)	40.0 (2.10)	72.2 (1.98)	27.3 (2.17)	44.9 (2.37)						

--Not available.

†Not applicable.

\1\Individuals ages 16 to 24 who graduated from high school or completed a GED during the preceding 12 months.

\2\Enrollment in college as of October of each year for individuals ages 16 to 24 who completed high school during the preceding 12 months.

\3\Beginning in 2010, standard errors were computed using replicate weights, which produced more precise values than the methodology used in prior years.

NOTE: Data are based on sample surveys of the civilian population. High school completion data in this table differ from figures appearing in other tables because of varying survey procedures and coverage. High school completers include GED recipients. Detail may not sum to totals because of rounding.

SOURCE: American College Testing Program, unpublished tabulations, derived from statistics collected by the Census Bureau, 1960 through 1969. U.S. Department of Commerce, Census Bureau, Current Population Survey (CPS), October, 1970 through 2011. (This table was prepared June 2012.)



## College Going Rate by Race/Ethnicity and Gender

Academic Year = **2013** (2012-2013), 2012 Fall Term

Students graduated from High School in **2012** from an Arkansas Public High School

All students are first-time entering Arkansas residents

BY RACE/ETHNICITY				
No.	Race/Ethnicity	AY2012 HS Graduates	College Going Rate	
			First-Time Students	Percent
1	Asian Only	424	239	56.4%
2	Black Only	5,992	3,014	50.3%
3	Hispanic, Any	2,154	918	42.6%
4	American Indian/Alaskan Native Only	170	113	66.5%
5	Hawaiian or Pacific Islander Only	85	10	11.8%
6	White Only	19,646	10,324	52.6%
	Totals	28,471	14,618	51.3%

BY GENDER				
No.	Race/Ethnicity	AY2012 HS Graduates	College Going Rate	
			First-Time Students	Percent
1	Males	14,393	6,731	46.8%
2	Females	14,503	8,531	58.8%
	Totals	28,896	15,262	52.8%

# College Going Rate by County

Academic Year = **2013** (2012-2013), 2012 Fall Term

Students graduated from High School in **2012** from an Arkansas Public High School

All students are first-time entering Arkansas residents

No.	County	Code	AY2012 HS Graduates	College Going Rate	
				First-Time Students	Percent
1	ARKANSAS	001	202	123	60.9%
2	ASHLEY	002	236	139	58.9%
3	BAXTER	003	347	195	56.2%
4	BENTON	004	2,167	1,008	46.5%
5	BOONE	005	367	208	56.7%
6	BRADLEY	006	137	55	40.1%
7	CALHOUN	007	44	21	47.7%
8	CARROLL	008	193	74	38.3%
9	CHICOT	009	109	45	41.3%
10	CLARK	010	177	141	79.7%
11	CLAY	011	166	66	39.8%
12	CLEBURNE	012	207	118	57.0%
13	CLEVELAND	013	96	48	50.0%
14	COLUMBIA	014	246	138	56.1%
15	CONWAY	015	217	123	56.7%
16	CRAIGHEAD	016	981	517	52.7%
17	CRAWFORD	017	751	401	53.4%
18	CRITTENDEN	018	683	371	54.3%
19	CROSS	019	263	120	45.6%
20	DALLAS	020	75	37	49.3%
21	DESHA	021	163	73	44.8%
22	DREW	022	226	105	46.5%
23	FAULKNER	023	1,119	676	60.4%
24	FRANKLIN	024	250	151	60.4%
25	FULTON	025	124	47	37.9%
26	GARLAND	026	886	545	61.5%
27	GRANT	027	295	160	54.2%
28	GREENE	028	393	192	48.9%
29	HEMPSTEAD	029	231	137	59.3%
30	HOT SPRING	030	308	164	53.2%
31	HOWARD	031	197	115	58.4%
32	INDEPENDENCE	032	368	173	47.0%
33	IZARD	033	117	54	46.2%
34	JACKSON	034	156	81	51.9%
35	JEFFERSON	035	741	400	54.0%
36	JOHNSON	036	250	164	65.6%
37	LAFAYETTE	037	77	49	63.6%
38	LAWRENCE	038	212	96	45.3%
39	LEE	039	83	41	49.4%
40	LINCOLN	040	114	49	43.0%
41	LITTLE RIVER	041	144	73	50.7%
42	LOGAN	042	246	134	54.5%
43	LONOKE	043	909	488	53.7%
44	MADISON	044	174	81	46.6%
45	MARION	045	118	70	59.3%
46	MILLER	046	349	127	36.4%

No.	County	Code	AY2012 HS Graduates	College Going Rate	
				First-Time Students	Percent
47	MISSISSIPPI	047	478	268	56.1%
48	MONROE	048	108	53	49.1%
49	MONTGOMERY	049	78	42	53.8%
50	NEVADA	050	112	70	62.5%
51	NEWTON	051	91	53	58.2%
52	OUACHITA	052	320	198	61.9%
53	PERRY	053	117	57	48.7%
54	PHILLIPS	054	242	150	62.0%
55	PIKE	055	171	57	33.3%
56	POINSETT	056	266	116	43.6%
57	POLK	057	253	132	52.2%
58	POPE	058	637	379	59.5%
59	PRAIRIE	059	93	51	54.8%
60	PULASKI	060	2,498	1,501	60.1%
61	RANDOLPH	061	157	87	55.4%
62	SALINE	062	957	574	60.0%
63	SCOTT	063	106	97	91.5%
64	SEARCY	064	112	36	32.1%
65	SEBASTIAN	065	1,240	637	51.4%
66	SEVIER	066	213	124	58.2%
67	SHARP	067	208	97	46.6%
68	ST FRANCIS	068	260	133	51.2%
69	STONE	069	101	49	48.5%
70	UNION	070	576	320	55.6%
71	VAN BUREN	071	168	84	50.0%
72	WASHINGTON	072	2,314	1,030	44.5%
73	WHITE	073	765	374	48.9%
74	WOODRUFF	074	76	31	40.8%
75	YELL	075	265	142	53.6%
<b>All Arkansas Counties</b>			28,896	15,335	53.1%

## NOTES:

1. County - the county is determined by the county of the high district, not the student's county residence.
2. Counts of less than 10 are not shown due to FERPA.

## College Going Rate by High School District

Academic Year = **2013** (2012-2013), 2012 Fall Term

Students graduated from High School in **2012** from an Arkansas Public High School

All students are first-time entering Arkansas residents

No.	District Name	AY2012 HS Graduates	College Going Rate	
			First-Time Students	Percent
1	Academics Plus School District	27	21	77.8%
2	Alma School District	234	123	52.6%
3	Alpena School District	36	22	61.1%
4	Arise Charter			0.0%
5	Ark School For Blind			42.9%
6	Ark School For Deaf	20		20.0%
7	Arkadelphia School District	112	69	61.6%
8	Arkansas School Math & Sciences		73	0.0%
9	Arkansas Virtual Academy			0.0%
10	Armored School District	30	14	46.7%
11	Ashdown School District	97	56	57.7%
12	Atkins School District	51	32	62.7%
13	Augusta School District	38	15	39.5%
14	Bald Knob School District	75	27	36.0%
15	Barton-Lexa School District	52	36	69.2%
16	Batesville School District	180	90	50.0%
17	Bauxite School District	96	53	55.2%
18	Bay School District	33	15	45.5%
19	Bearden School District	44	29	65.9%
20	Beebe School District	200	117	58.5%
21	Benton County School of Arts	24	14	58.3%
22	Benton School District	310	182	58.7%
23	Bentonville School District	701	357	50.9%
24	Bergman School District	58	34	58.6%
25	Berryville School District	87	30	34.5%
26	Bismarck School District	70	35	50.0%
27	Blevins School District	52	36	69.2%
28	Blytheville School District	159	97	61.0%
29	Booneville School District	97	58	59.8%
30	Bradford School District	32	17	53.1%
31	Bradley School District	26	20	76.9%
32	Brinkley School District	67	35	52.2%
33	Brookland School District	90	45	50.0%
34	Bryant School District	476	281	59.0%
35	Buffalo Island Central School District	55	34	61.8%
36	Cabot School District	677	376	55.5%
37	Caddo Hills School District	38	17	44.7%
38	Calico Rock School District	24	11	45.8%
39	Camden Fairview School District	162	95	58.6%
40	Carlisle School District	59	30	50.8%
41	Cave City School District	97	43	44.3%
42	Cedar Ridge School District	53	24	45.3%
43	Cedarville School District	82	47	57.3%
44	Centerpoint School District	76	37	48.7%
45	Charleston School District	72	55	76.4%
46	Clarendon School District	41	18	43.9%
47	Clarksville School District	125	74	59.2%
48	Cleveland County School District	52	30	57.7%
49	Clinton School District	101	47	46.5%
50	Concord School District	25	11	44.0%
51	Conway School District	567	348	61.4%

No.	District Name	AY2012 HS Graduates	College Going Rate	
			First-Time Students	Percent
52	Corning School District	72	29	40.3%
53	Cossatot River School District	66	38	57.6%
54	Cotter School District	30	24	80.0%
55	County Line School District	28	15	53.6%
56	Covenant Keepers Charter School			0.0%
57	Cross County School District	44	19	43.2%
58	Crossett School District	120	81	67.5%
59	Cutter-Morning Star School District	38	17	44.7%
60	Danville School District	66	31	47.0%
61	Dardanelle School District	92	56	60.9%
62	Decatur School District	26	12	46.2%
63	Deer/Mt. Judea School District	27	17	63.0%
64	DeQueen School District	143	84	58.7%
65	Dermott School District	37	15	40.5%
66	Des Arc School District	46	29	63.0%
67	Dewitt School District	73	45	61.6%
68	Dierks School District	26	18	69.2%
69	Dollarway School District	103	45	43.7%
70	Dover School District	82	47	57.3%
71	Dreamland Academy			0.0%
72	Drew Central School District	56	21	37.5%
73	Dumas School District	101	38	37.6%
74	Earle School District	63	22	34.9%
75	East End School District	48	25	52.1%
76	East Poinsett Co. School District	46	19	41.3%
77	El Dorado School District	330	191	57.9%
78	Elkins School District	82	31	37.8%
79	Emerson-Taylor School District	40	18	45.0%
80	England School District	60	27	45.0%
81	Estem Elementary Public Charter			0.0%
82	Estem Middle Public Charter			0.0%
83	eStem School District	63	35	55.6%
84	Eureka Springs School District	30	16	53.3%
85	Farmington School District	147	86	58.5%
86	Fayetteville School District	558	300	53.8%
87	Flippin School District	51	23	45.1%
88	Focus Learning Academy			0.0%
89	Fordyce School District	75	37	49.3%
90	Foreman School District	47	17	36.2%
91	Forrest City School District	196	102	52.0%
92	Fort Smith School District	742	388	52.3%
93	Fouke School District	54	27	50.0%
94	Fountain Lake School District	89	47	52.8%
95	Genoa Central School District	73	34	46.6%
96	Gentry School District	72	32	44.4%
97	Glen Rose School District	56	25	44.6%
98	Gosnell School District	78	51	65.4%
99	Gravette School District	122	44	36.1%
100	Green Forest School District	76	27	35.5%
101	Greenbrier School District	197	120	60.9%
102	Greene Co. Tech School District	197	95	48.2%
103	Greenland School District	63	25	39.7%
104	Greenwood School District	278	167	60.1%
105	Gurdon School District	65	34	52.3%
106	Guy-Perkins School District	29	17	58.6%
107	Haas Hall Academy	51	30	58.8%
108	Hackett School District	57	29	50.9%

No.	District Name	AY2012 HS Graduates	College Going Rate	
			First-Time Students	Percent
109	Hamburg School District	116	57	49.1%
110	Hampton School District	44	21	47.7%
111	Harmony Grove School District (Ouachita Co.)	90	62	68.9%
112	Harmony Grove School District (Saline Co.)	75	52	69.3%
113	Harrisburg School District	99	46	46.5%
114	Harrison School District	162	91	56.2%
115	Hartford School District	31	14	45.2%
116	Hazen School District	47	22	46.8%
117	Heber Springs School District	114	73	64.0%
118	Hector School District	45	25	55.6%
119	Helena/ W.Helena School District	140	84	60.0%
120	Hermitage School District	39	11	28.2%
121	Highland School District	111	54	48.6%
122	Hillcrest School District	27	13	48.1%
123	Hope Academy			0.0%
124	Hope School District	134	73	54.5%
125	Horatio School District	70	40	57.1%
126	Hot Springs School District	181	63	34.8%
127	Hoxie School District	69	28	40.6%
128	Hughes School District	33	15	45.5%
129	Huntsville School District	174	71	40.8%
130	Imboden Charter School District			0.0%
131	Izard County Cons. School District	34	14	41.2%
132	Jackson County School District	52	32	61.5%
133	Jacksonville Lighthouse Charter School District			0.0%
134	Jasper School District	64	44	68.8%
135	Jessieville School District	68	34	50.0%
136	Jonesboro School District	323	156	48.3%
137	Junction City School District	52	14	26.9%
138	Kipp Delta Charter Public School District	23	13	56.5%
139	Kirby School District	37	21	56.8%
140	Lafayette County School District	51	29	56.9%
141	Lake Hamilton School District	266	157	59.0%
142	Lakeside School District (Chicot County)	72	30	41.7%
143	Lakeside School District (Garland Co.)	217	143	65.9%
144	Lamar School District	84	59	70.2%
145	Lavaca School District	59	30	50.8%
146	Lawrence County School District	69	34	49.3%
147	Lead Hill School District	28	11	39.3%
148	Lee County School District	83	41	49.4%
149	Lincoln School District	79	34	43.0%
150	Lisa Academy			100.0%
151	Lisa Academy North			0.0%
152	Little Rock Preparatory Academy			0.0%
153	Little Rock School District	1,235	743	60.2%
154	Little Rock Urban Collegiate Public Charter			0.0%
155	Lonoke School District	113	55	48.7%
156	Magazine School District	42	16	38.1%
157	Magnet Cove School District	44	28	63.6%
158	Magnolia School District	206	120	58.3%
159	Malvern School District	108	62	57.4%
160	Mammoth Spring School District	41	14	34.1%
161	Manila School District	58	30	51.7%
162	Mansfield School District	73	32	43.8%
163	Marion School District	269	166	61.7%
164	Marked Tree School District	30	15	50.0%
165	Marmaduke School District	58	32	55.2%

No.	District Name	AY2012 HS Graduates	College Going Rate	
			First-Time Students	Percent
166	Marvell School District	27	17	63.0%
167	Mayflower School District	83	30	36.1%
168	Maynard School District	47	20	42.6%
169	McCrary School District	38	16	42.1%
170	McGehee School District	62	35	56.5%
171	Melbourne School District (Izard Co.)	59	27	45.8%
172	Mena School District	134	73	54.5%
173	Midland School District	35	16	45.7%
174	Mineral Springs School District	37	31	83.8%
175	Monticello School District	170	83	48.8%
176	Mount Ida School District	40	17	42.5%
177	Mountain Home School District	283	146	51.6%
178	Mountain Pine School District	27	11	40.7%
179	Mountain View School District	101	49	48.5%
180	Mountainburg School District	47	17	36.2%
181	Mt. Vernon/Enola School District	29	18	62.1%
182	Mulberry/Pleasant View Bi-County School District	33	16	48.5%
183	Nashville School District	134	64	47.8%
184	Nemo Vista School District	30	20	66.7%
185	Nettleton School District	189	111	58.7%
186	Nevada School District	34	18	52.9%
187	Newport School District	104	49	47.1%
188	Norfolk School District	34	19	55.9%
189	Norphlet School District	23	16	69.6%
190	North Little Rock School District	467	251	53.7%
191	Northwest Arkansas Academy of Fine Arts			0.0%
192	Omaha School District	29		31.0%
193	Osceola (OCABS) Comm Arts-Business Charter School			0.0%
194	Osceola School District	90	42	46.7%
195	Ouachita River School District	53	28	52.8%
196	Ouachita School District	30	14	46.7%
197	Ozark Mountain School District	59	26	44.1%
198	Ozark School District	150	81	54.0%
199	Palestine-Wheatley School District	31	16	51.6%
200	Pangburn School District	45	18	40.0%
201	Paragould School District	138	65	47.1%
202	Paris School District	71	38	53.5%
203	Parkers Chapel School District	52	31	59.6%
204	Pea Ridge School District	95	46	48.4%
205	Perryville School District	69	32	46.4%
206	Piggott School District	56	20	35.7%
207	Pine Bluff School District	248	125	50.4%
208	Pocahontas School District	110	67	60.9%
209	Pottsville School District	108	68	63.0%
210	Poyen School District	33	18	54.5%
211	Prairie Grove School District	114	46	40.4%
212	Prescott School District	78	52	66.7%
213	Pulaski County Special School District	678	420	61.9%
214	Quitman School District	33	11	33.3%
215	Rector School District	38	17	44.7%
216	Riverside School District	58	22	37.9%
217	Riverview School District	78	24	30.8%
218	Rogers School District	887	411	46.3%
219	Rose Bud School District	55	30	54.5%
220	Russellville School District	351	203	57.8%
221	Salem School District	62	19	30.6%
222	School of Excellence Charter			0.0%



No.	District Name	AY2012 HS Graduates	College Going Rate	
			First-Time Students	Percent
223	Scranton School District	36	20	55.6%
224	Searcy County School District	53	36	67.9%
225	Searcy School District	244	123	50.4%
226	Sheridan School District	262	141	53.8%
227	Shirley School District	27	15	55.6%
228	Siloam Springs School District	240	90	37.5%
229	Sloan-Hendrix School District	47	20	42.6%
230	Smackover School District	68	39	57.4%
231	South Conway Co. School District	158	88	55.7%
232	South Mississippi County School District	63	32	50.8%
233	South Pike County School District	58	36	62.1%
234	South Side School District	40	22	55.0%
235	Southside School District	100	43	43.0%
236	Spring Hill School District	45	27	60.0%
237	Springdale School District	1,135	441	38.9%
238	Star City School District	114	49	43.0%
239	Stephens School District	24	11	45.8%
240	Strong-Huttig School District	51	24	47.1%
241	Stuttgart School District	129	78	60.5%
242	Texarkana School District	222	62	27.9%
243	Trumann School District	91	36	39.6%
244	Two Rivers School District	71	28	39.4%
245	Valley Springs School District	54	38	70.4%
246	Valley View School District	137	87	63.5%
247	Van Buren School District	355	197	55.5%
248	Vilonia School District	214	141	65.9%
249	Viola School District	21	11	52.4%
250	Waldron School District	106	65	61.3%
251	Warren School District	98	44	44.9%
252	Watson Chapel School District	190	107	56.3%
253	West Fork School District	85	37	43.5%
254	West Memphis School District	351	182	51.9%
255	West Side School District	35	23	65.7%
256	Western Yell Co. School District	36	22	61.1%
257	Westside Cons. School District	96	47	49.0%
258	Westside School District	41	23	56.1%
259	White Co. Central School District	36	18	50.0%
260	White Hall School District	200	123	61.5%
261	Wonderview School District	29	15	51.7%
262	Woodlawn School District	44	18	40.9%
263	Wynne School District	219	101	46.1%
264	Yellville-Summit School District	67	29	43.3%
<b>All Public HS Districts</b>		<b>28,896</b>	<b>15,263</b>	<b>52.8%</b>

NOTE: Counts of less than 10 are not shown due to FERPA.



**AY2012 High School Graduates: Where They Attend**  
**Students Graduated High School in AY2012 (2011-2012) and Entered College in 2012 Fall Term**

Acad. Yr.	Term	HS Grad. Yr.	District Name	Total	ASUJ	ATU	HSU	SAUM	UAF	UAFS	UALR	UAM	UAMS	UAPB	UCA
2013	1	2012	Academics Plus School District	21											
2013	1	2012	Alma School District	123		23				77					10
2013	1	2012	Alpena School District	22											
2013	1	2012	Ark School For Blind												
2013	1	2012	Ark School For Deaf												
2013	1	2012	Arkadelphia School District	69			33		12						
2013	1	2012	Arkansas School Math & Sciences	73					20		31				
2013	1	2012	Armored School District	14											
2013	1	2012	Ashdown School District	56											
2013	1	2012	Atkins School District	32		21									
2013	1	2012	Augusta School District	15											
2013	1	2012	Bald Knob School District	27											
2013	1	2012	Barton-Lexa School District	36											
2013	1	2012	Batesville School District	90	25										
2013	1	2012	Bauxite School District	53			10				14				
2013	1	2012	Bay School District	15	10										
2013	1	2012	Bearden School District	29											
2013	1	2012	Beebe School District	117											13
2013	1	2012	Benton County School of Arts	14											
2013	1	2012	Benton School District	182	15		18		26		26				32
2013	1	2012	Bentonville School District	357		11			169						29
2013	1	2012	Bergman School District	34											
2013	1	2012	Berryville School District	30		11									
2013	1	2012	Bismarck School District	35			21								
2013	1	2012	Blevins School District	36											
2013	1	2012	Blytheville School District	97											15
2013	1	2012	Booneville School District	58		19				27					
2013	1	2012	Bradford School District	17											
2013	1	2012	Bradley School District	20											
2013	1	2012	Brinkley School District	35											
2013	1	2012	Brookland School District	45	32										
2013	1	2012	Bryant School District	281	41	11	21		38		51				34
2013	1	2012	Buffalo Island Central School District	34											
2013	1	2012	Cabot School District	376	45	20			48		20				64
2013	1	2012	Caddo Hills School District	17											
2013	1	2012	Calico Rock School District	11											
2013	1	2012	Camden Fairview School District	95				14							
2013	1	2012	Carlisle School District	30											
2013	1	2012	Cave City School District	43	11										
2013	1	2012	Cedar Ridge School District	24											
2013	1	2012	Cedarville School District	47		17				26					
2013	1	2012	Centerpoint School District	37			13								
2013	1	2012	Charleston School District	55		10				37					
2013	1	2012	Clarendon School District	18											
2013	1	2012	Clarksville School District	74		42				10					
2013	1	2012	Cleveland County School District	30								10			
2013	1	2012	Clinton School District	47											
2013	1	2012	Concord School District	11											
2013	1	2012	Conway School District	348		13			53						147
2013	1	2012	Corning School District	29											
2013	1	2012	Cossatot River School District	38											
2013	1	2012	Cotter School District	24											
2013	1	2012	County Line School District	15											

**AY2012 High School Graduates: Where They Attend**  
**Students Graduated High School in AY2012 (2011-2012) and Entered College in 2012 Fall Term**

Acad. Yr.	Term	HS Grad. Yr.	District Name	Total	ANC	ASUB	ASUMH	ASUN	BRTC	CCCUA	COTO	EACC	MSCC	NAC	NPCC	NWACC	OZC	PCCUA	PTC	RMCC	SACC	SAUT	SEAC	UACCB	UACCH	UACCM	
2013	1	2012	Academics Plus School District	21																							
2013	1	2012	Alma School District	123																							
2013	1	2012	Alpena School District	22										17													
2013	1	2012	Ark School For Blind																								
2013	1	2012	Ark School For Deaf																								
2013	1	2012	Arkadelphia School District	69																							
2013	1	2012	Arkansas School Math & Sciences	73																							
2013	1	2012	Armored School District	14																							
2013	1	2012	Ashdown School District	56						22																	
2013	1	2012	Atkins School District	32																							
2013	1	2012	Augusta School District	15																							
2013	1	2012	Bald Knob School District	27		18																					
2013	1	2012	Barton-Lexa School District	36														25									
2013	1	2012	Batesville School District	90																				37			
2013	1	2012	Bauxite School District	53																							
2013	1	2012	Bay School District	15																							
2013	1	2012	Bearden School District	29																		12					
2013	1	2012	Beebe School District	117		71																					
2013	1	2012	Benton County School of Arts	14																							
2013	1	2012	Benton School District	182															34								
2013	1	2012	Bentonville School District	357																							
2013	1	2012	Bergman School District	34										21		122											
2013	1	2012	Berryville School District	30																							
2013	1	2012	Bismarck School District	35																							
2013	1	2012	Blevins School District	36																					22		
2013	1	2012	Blytheville School District	97	57																						
2013	1	2012	Booneville School District	58																							
2013	1	2012	Bradford School District	17																							
2013	1	2012	Bradley School District	20																					10		
2013	1	2012	Brinkley School District	35								11															
2013	1	2012	Brookland School District	45																							
2013	1	2012	Bryant School District	281															67								
2013	1	2012	Buffalo Island Central School District	34	18																						
2013	1	2012	Cabot School District	376		155																					
2013	1	2012	Caddo Hills School District	17																							
2013	1	2012	Calico Rock School District	11																							
2013	1	2012	Camden Fairview School District	95																		35					
2013	1	2012	Carlisle School District	30																							
2013	1	2012	Cave City School District	43																					15		
2013	1	2012	Cedar Ridge School District	24																					15		
2013	1	2012	Cedarville School District	47																							
2013	1	2012	Centerpoint School District	37											15												
2013	1	2012	Charleston School District	55																							
2013	1	2012	Clarendon School District	18																							
2013	1	2012	Clarksville School District	74																							
2013	1	2012	Cleveland County School District	30																							
2013	1	2012	Clinton School District	47																						19	
2013	1	2012	Concord School District	11																							
2013	1	2012	Conway School District	348																							71
2013	1	2012	Corning School District	29					17																		
2013	1	2012	Cossatot River School District	38																	11						
2013	1	2012	Cotter School District	24			12																				
2013	1	2012	County Line School District	15																							

**AY2012 High School Graduates: Where They Attend**  
**Students Graduated High School in AY2012 (2011-2012) and Entered College in 2012 Fall Term**

Acad. Yr.	Term	HS Grad. Yr.	District Name	Total	ABC	CBC	CRC	HC	HU	JBU	LC	OBU	PSC	UO	WBC	BSN	JSN	4-Year Universities	2-Year Colleges	Private/Independents	Nursing Schools	Total
2013	1	2012	Academics Plus School District	21														15				21
2013	1	2012	Alma School District	123														121				125
2013	1	2012	Alpena School District	22															17			22
2013	1	2012	Ark School For Blind																			
2013	1	2012	Ark School For Deaf																			
2013	1	2012	Arkadelphia School District	69								10						53		12		69
2013	1	2012	Arkansas School Math & Sciences	73														67				73
2013	1	2012	Armored School District	14																		14
2013	1	2012	Ashdown School District	56														32	23			56
2013	1	2012	Atkins School District	32														23				32
2013	1	2012	Augusta School District	15															10			15
2013	1	2012	Bald Knob School District	27															18			27
2013	1	2012	Barton-Lexa School District	36															27			36
2013	1	2012	Batesville School District	90														47	37			90
2013	1	2012	Bauxite School District	53														43	10			53
2013	1	2012	Bay School District	15														11				15
2013	1	2012	Bearden School District	29														16	12			29
2013	1	2012	Beebe School District	117														38	76			117
2013	1	2012	Benton County School of Arts	14																		14
2013	1	2012	Benton School District	182														129	40	13		182
2013	1	2012	Bentonville School District	357														222	125	11		358
2013	1	2012	Bergman School District	34															25			34
2013	1	2012	Berryville School District	30														20				30
2013	1	2012	Bismarck School District	35														27				35
2013	1	2012	Blevins School District	36														12	24			36
2013	1	2012	Blytheville School District	97														37	61			98
2013	1	2012	Booneville School District	58														54				59
2013	1	2012	Bradford School District	17																11		17
2013	1	2012	Bradley School District	20															13			20
2013	1	2012	Brinkley School District	35														22	13			35
2013	1	2012	Brookland School District	45														35				45
2013	1	2012	Bryant School District	281														206	70			281
2013	1	2012	Buffalo Island Central School District	34														13	21			34
2013	1	2012	Cabot School District	376														209	159			376
2013	1	2012	Caddo Hills School District	17																		17
2013	1	2012	Calico Rock School District	11																		11
2013	1	2012	Camden Fairview School District	95														58	36			97
2013	1	2012	Carlisle School District	30														18	11			30
2013	1	2012	Cave City School District	43														17	26			43
2013	1	2012	Cedar Ridge School District	24															19			24
2013	1	2012	Cedarville School District	47														45				47
2013	1	2012	Centerpoint School District	37														19	18			37
2013	1	2012	Charleston School District	55														53				55
2013	1	2012	Clarendon School District	18																		18
2013	1	2012	Clarksville School District	74														65				74
2013	1	2012	Cleveland County School District	30														25				30
2013	1	2012	Clinton School District	47														23	23			47
2013	1	2012	Concord School District	11																		11
2013	1	2012	Conway School District	348			10											243	88	17		348
2013	1	2012	Corning School District	29															18			29
2013	1	2012	Cossatot River School District	38														17	18			38
2013	1	2012	Cotter School District	24														10	14			24
2013	1	2012	County Line School District	15														15				15

NOTE: Counts of less than 10 are not shown due to FERPA.

**AY2012 High School Graduates: Where They Attend**  
**Students Graduated High School in AY2012 (2011-2012) and Entered College in 2012 Fall Term**

Acad. Yr.	Term	HS Grad. Yr.	District Name	Total	ASUJ	ATU	HSU	SAUM	UAF	UAFS	UALR	UAM	UAMS	UAPB	UCA
2013	1	2012	Cross County School District	19											
2013	1	2012	Crossett School District	81								44			
2013	1	2012	Cutter-Morning Star School District	17											
2013	1	2012	Danville School District	31		23									
2013	1	2012	Dardanelle School District	56		33									
2013	1	2012	Decatur School District	12											
2013	1	2012	Deer/Mt. Judea School District	17											
2013	1	2012	DeQueen School District	84											
2013	1	2012	Dermott School District	15											
2013	1	2012	Des Arc School District	29											
2013	1	2012	Dewitt School District	45											
2013	1	2012	Dierks School District	18											
2013	1	2012	Dollarway School District	45										13	
2013	1	2012	Dover School District	47		37									
2013	1	2012	Drew Central School District	21								14			
2013	1	2012	Dumas School District	38								17			
2013	1	2012	Earle School District	22											
2013	1	2012	East End School District	25											
2013	1	2012	East Poinsett Co. School District	19											
2013	1	2012	El Dorado School District	191			21	33	29		10				32
2013	1	2012	Elkins School District	31					10						
2013	1	2012	Emerson-Taylor School District	18				15							
2013	1	2012	England School District	27											
2013	1	2012	eStem School District	35							16				11
2013	1	2012	Eureka Springs School District	16											
2013	1	2012	Farmington School District	86					41						
2013	1	2012	Fayetteville School District	300					215						
2013	1	2012	Flippin School District	23											
2013	1	2012	Fordyce School District	37								10			
2013	1	2012	Foreman School District	17											
2013	1	2012	Forrest City School District	102											
2013	1	2012	Fort Smith School District	388		28			64	230					31
2013	1	2012	Fouke School District	27											
2013	1	2012	Fountain Lake School District	47											
2013	1	2012	Genoa Central School District	34											
2013	1	2012	Gentry School District	32					10						
2013	1	2012	Glen Rose School District	25			11								
2013	1	2012	Gosnell School District	51	10										
2013	1	2012	Gravette School District	44											
2013	1	2012	Green Forest School District	27											
2013	1	2012	Greenbrier School District	120					17						45
2013	1	2012	Greene Co. Tech School District	95	63										10
2013	1	2012	Greenland School District	25											
2013	1	2012	Greenwood School District	167		10			24	117					10
2013	1	2012	Gurdon School District	34			17								
2013	1	2012	Guy-Perkins School District	17											
2013	1	2012	Haas Hall Academy	30					22						
2013	1	2012	Hackett School District	29						22					
2013	1	2012	Hamburg School District	57								32			
2013	1	2012	Hampton School District	21											
2013	1	2012	Harmony Grove School District (Ouachita Co.)	62				19							
2013	1	2012	Harmony Grove School District (Saline Co.)	52			10								
2013	1	2012	Harrisburg School District	46	18										
2013	1	2012	Harrison School District	91		18									

NOTE: Counts of less than 10 are not shown due to FERPA.

**AY2012 High School Graduates: Where They Attend**  
**Students Graduated High School in AY2012 (2011-2012) and Entered College in 2012 Fall Term**

Acad. Yr.	Term	HS Grad. Yr.	District Name	Total	ANC	ASUB	ASUMIH	ASUN	BRTC	CCCUA	COTO	EAAC	MSCC	NAC	NPCC	NWACC	OZC	PCCUA	PTC	RMCC	SACC	SAUT	SEAC	UACCB	UACCH	UACCM
2013	1	2012	Cross County School District	19								15														
2013	1	2012	Crossett School District	81																						
2013	1	2012	Cutter-Morning Star School District	17																						
2013	1	2012	Danville School District	31																						
2013	1	2012	Dardanelle School District	56																					14	
2013	1	2012	Decatur School District	12																						
2013	1	2012	Deer/Mt. Judea School District	17																						
2013	1	2012	DeQueen School District	84						57																
2013	1	2012	Dermott School District	15																						
2013	1	2012	Des Arc School District	29		17																				
2013	1	2012	Dewitt School District	45															20							
2013	1	2012	Dierks School District	18						10																
2013	1	2012	Dollarway School District	45																						
2013	1	2012	Dover School District	47																			11			
2013	1	2012	Drew Central School District	21																						
2013	1	2012	Dumas School District	38																						
2013	1	2012	Earle School District	22									13													
2013	1	2012	East End School District	25																						13
2013	1	2012	East Poinsett Co. School District	19																						
2013	1	2012	El Dorado School District	191																		34				
2013	1	2012	Elkins School District	31																						
2013	1	2012	Emerson-Taylor School District	18																						
2013	1	2012	England School District	27															10							
2013	1	2012	eStem School District	35																						
2013	1	2012	Eureka Springs School District	16																						
2013	1	2012	Farmington School District	86													24									
2013	1	2012	Fayetteville School District	300													62									
2013	1	2012	Flippin School District	23																						
2013	1	2012	Fordyce School District	37																						
2013	1	2012	Foreman School District	17																						
2013	1	2012	Forrest City School District	102								60														
2013	1	2012	Fort Smith School District	388																						
2013	1	2012	Fouke School District	27																					24	
2013	1	2012	Fountain Lake School District	47																						
2013	1	2012	Genoa Central School District	34																					21	
2013	1	2012	Gentry School District	32													12									
2013	1	2012	Glen Rose School District	25																						
2013	1	2012	Gosnell School District	51	32																					
2013	1	2012	Gravette School District	44													18									
2013	1	2012	Green Forest School District	27									16													
2013	1	2012	Greenbrier School District	120																						26
2013	1	2012	Greene Co. Tech School District	95					15																	
2013	1	2012	Greenland School District	25																						
2013	1	2012	Greenwood School District	167																						
2013	1	2012	Gurdon School District	34																						
2013	1	2012	Guy-Perkins School District	17																						
2013	1	2012	Haas Hall Academy	30																						
2013	1	2012	Hackett School District	29																						
2013	1	2012	Hamburg School District	57																						
2013	1	2012	Hampton School District	21																						
2013	1	2012	Harmony Grove School District (Ouachita Co.)	62																		26				
2013	1	2012	Harmony Grove School District (Saline Co.)	52															12							
2013	1	2012	Harrisburg School District	46				15																		
2013	1	2012	Harrison School District	91										50												

**AY2012 High School Graduates: Where They Attend**  
**Students Graduated High School in AY2012 (2011-2012) and Entered College in 2012 Fall Term**

Acad. Yr.	Term	HS Grad. Yr.	District Name	Total	ABC	CBC	CRC	HC	HU	JBU	LC	OBU	PSC	UO	WBC	BSN	JSN	4-Year Universities	2-Year Colleges	Private/Independents	Nursing Schools	Total
2013	1	2012	Cross County School District	19															15			19
2013	1	2012	Crossett School District	81														76				81
2013	1	2012	Cutter-Morning Star School District	17															10			17
2013	1	2012	Danville School District	31														31				31
2013	1	2012	Dardanelle School District	56														39	16			56
2013	1	2012	Decatur School District	12																		12
2013	1	2012	Deer/Mt. Judea School District	17																		17
2013	1	2012	DeQueen School District	84														25	59			84
2013	1	2012	Dermott School District	15														14				15
2013	1	2012	Des Arc School District	29														10	18			29
2013	1	2012	Dewitt School District	45														22	23			45
2013	1	2012	Dierks School District	18															12			18
2013	1	2012	Dollarway School District	45														29	12			45
2013	1	2012	Dover School District	47														40				47
2013	1	2012	Drew Central School District	21														19				21
2013	1	2012	Dumas School District	38														31				38
2013	1	2012	Earle School District	22															14			22
2013	1	2012	East End School District	25														11	14			25
2013	1	2012	East Poinsett Co. School District	19														10				19
2013	1	2012	El Dorado School District	191														143	41			191
2013	1	2012	Elkins School District	31														24				31
2013	1	2012	Emerson-Taylor School District	18														16				18
2013	1	2012	England School District	27														13	13			27
2013	1	2012	eStem School District	35														34				35
2013	1	2012	Eureka Springs School District	16																		16
2013	1	2012	Farmington School District	86														59	25			86
2013	1	2012	Fayetteville School District	300														235	62			300
2013	1	2012	Flippin School District	23															13			23
2013	1	2012	Fordyce School District	37														22	11			37
2013	1	2012	Foreman School District	17																		17
2013	1	2012	Forrest City School District	102														30	63	10		103
2013	1	2012	Fort Smith School District	388														365		22		388
2013	1	2012	Fouke School District	27															25			27
2013	1	2012	Fountain Lake School District	47														28	19			47
2013	1	2012	Genoa Central School District	34														12	22			34
2013	1	2012	Gentry School District	32														18	12			32
2013	1	2012	Glen Rose School District	25														19				25
2013	1	2012	Gosnell School District	51														18	32			51
2013	1	2012	Gravette School District	44														25	18			44
2013	1	2012	Green Forest School District	27															18			27
2013	1	2012	Greenbrier School District	120														79	31	10		120
2013	1	2012	Greene Co. Tech School District	95														77	17			95
2013	1	2012	Greenland School District	25														15				25
2013	1	2012	Greenwood School District	167														165				167
2013	1	2012	Gurdon School District	34														24				34
2013	1	2012	Guy-Perkins School District	17															11			17
2013	1	2012	Haas Hall Academy	30														23				30
2013	1	2012	Hackett School District	29														29				29
2013	1	2012	Hamburg School District	57														56				57
2013	1	2012	Hampton School District	21														13				21
2013	1	2012	Harmony Grove School District (Ouachita Co.)	62														32	28			62
2013	1	2012	Harmony Grove School District (Saline Co.)	52														33	19			52
2013	1	2012	Harrisburg School District	46														27	18			46
2013	1	2012	Harrison School District	91														39	51			91

**AY2012 High School Graduates: Where They Attend**  
**Students Graduated High School in AY2012 (2011-2012) and Entered College in 2012 Fall Term**

Acad. Yr.	Term	HS Grad. Yr.	District Name	Total	ASUJ	ATU	HSU	SAUM	UAF	UAFS	UALR	UAM	UAMS	UAPB	UCA
2013	1	2012	Hartford School District	14						10					
2013	1	2012	Hazen School District	22											
2013	1	2012	Heber Springs School District	73	17										14
2013	1	2012	Hector School District	25		13									
2013	1	2012	Helena/ W.Helena School District	84	10										
2013	1	2012	Hermitage School District	11											
2013	1	2012	Highland School District	54	12										
2013	1	2012	Hillcrest School District	13											
2013	1	2012	Hope School District	73			10								
2013	1	2012	Horatio School District	40											
2013	1	2012	Hot Springs School District	63			10								
2013	1	2012	Hoxie School District	28											
2013	1	2012	Hughes School District	15											
2013	1	2012	Huntsville School District	71		19			12						
2013	1	2012	Izard County Cons. School District	14											
2013	1	2012	Jackson County School District	32	10										
2013	1	2012	Jasper School District	44											
2013	1	2012	Jessieville School District	34											
2013	1	2012	Jonesboro School District	156	90				21						17
2013	1	2012	Junction City School District	14											
2013	1	2012	Kipp Delta Charter Public School District	13											
2013	1	2012	Kirby School District	21											
2013	1	2012	Lafayette County School District	29				11							
2013	1	2012	Lake Hamilton School District	157	16	15	11		11						21
2013	1	2012	Lakeside School District (Chicot County)	30								10			
2013	1	2012	Lakeside School District (Garland Co.)	143		10	10		32						31
2013	1	2012	Lamar School District	59		37				11					
2013	1	2012	Lavaca School District	30						20					
2013	1	2012	Lawrence County School District	34											
2013	1	2012	Lead Hill School District	11											
2013	1	2012	Lee County School District	41											
2013	1	2012	Lincoln School District	34					15						
2013	1	2012	Lisa Academy	20											
2013	1	2012	Little Rock School District	743	27	13	43	13	98		105			37	135
2013	1	2012	Lonoke School District	55		12									
2013	1	2012	Magazine School District	16											
2013	1	2012	Magnet Cove School District	28											
2013	1	2012	Magnolia School District	120				56							10
2013	1	2012	Malvern School District	62			12								
2013	1	2012	Mammoth Spring School District	14											
2013	1	2012	Manila School District	30											
2013	1	2012	Mansfield School District	32		11				17					
2013	1	2012	Marion School District	166	38				27		12				17
2013	1	2012	Marked Tree School District	15											
2013	1	2012	Marmaduke School District	32											
2013	1	2012	Marvell School District	17											
2013	1	2012	Mayflower School District	30											
2013	1	2012	Maynard School District	20											
2013	1	2012	McCrary School District	16											
2013	1	2012	McGehee School District	35								21			
2013	1	2012	Melbourne School District (Izard Co.)	27											
2013	1	2012	Mena School District	73		10									
2013	1	2012	Midland School District	16											
2013	1	2012	Mineral Springs School District	31											

**AY2012 High School Graduates: Where They Attend**  
**Students Graduated High School in AY2012 (2011-2012) and Entered College in 2012 Fall Term**

Acad. Yr.	Term	HS Grad. Yr.	District Name	Total	ANC	ASUB	ASUMH	ASUN	BRTC	CCCUA	COTO	EACC	MSCC	NAC	NPCC	NWACC	OZC	PCCUA	PTC	RMCC	SACC	SAUT	SEAC	UACCB	UACCH	UACCM
2013	1	2012	Hartford School District	14																						
2013	1	2012	Hazen School District	22																						
2013	1	2012	Heber Springs School District	73		23																				
2013	1	2012	Hector School District	25																						
2013	1	2012	Helena/ W.Helena School District	84														48								
2013	1	2012	Hermitage School District	11																						
2013	1	2012	Highland School District	54													19						13			
2013	1	2012	Hillcrest School District	13																						
2013	1	2012	Hope School District	73																					42	
2013	1	2012	Horatio School District	40						27																
2013	1	2012	Hot Springs School District	63											25											
2013	1	2012	Hoxie School District	28					21																	
2013	1	2012	Hughes School District	15																						
2013	1	2012	Huntsville School District	71												24										
2013	1	2012	Izard County Cons. School District	14													10									
2013	1	2012	Jackson County School District	32				13																		
2013	1	2012	Jasper School District	44										31												
2013	1	2012	Jessieville School District	34											14											
2013	1	2012	Jonesboro School District	156				14																		
2013	1	2012	Junction City School District	14																						
2013	1	2012	Kipp Delta Charter Public School District	13																						
2013	1	2012	Kirby School District	21																						
2013	1	2012	Lafayette County School District	29																					17	
2013	1	2012	Lake Hamilton School District	157											70											
2013	1	2012	Lakeside School District (Chicot County)	30																						
2013	1	2012	Lakeside School District (Garland Co.)	143											38											
2013	1	2012	Lamar School District	59																						
2013	1	2012	Lavaca School District	30																						
2013	1	2012	Lawrence County School District	34					26																	
2013	1	2012	Lead Hill School District	11										10												
2013	1	2012	Lee County School District	41																						
2013	1	2012	Lincoln School District	34																						
2013	1	2012	Lisa Academy	20																						
2013	1	2012	Little Rock School District	743															226							
2013	1	2012	Lonoke School District	55		14																				
2013	1	2012	Magazine School District	16																						
2013	1	2012	Magnet Cove School District	28																						
2013	1	2012	Magnolia School District	120																			20			
2013	1	2012	Malvern School District	62							18															
2013	1	2012	Mammoth Spring School District	14																						
2013	1	2012	Manila School District	30	19																					
2013	1	2012	Mansfield School District	32																						
2013	1	2012	Marion School District	166									64													
2013	1	2012	Marked Tree School District	15																						
2013	1	2012	Marmaduke School District	32					19																	
2013	1	2012	Marvell School District	17																						
2013	1	2012	Mayflower School District	30																						
2013	1	2012	Maynard School District	20					17																	
2013	1	2012	McCrary School District	16																						
2013	1	2012	McGehee School District	35																						
2013	1	2012	Melbourne School District (Izard Co.)	27													16									
2013	1	2012	Mena School District	73																	36					
2013	1	2012	Midland School District	16																						
2013	1	2012	Mineral Springs School District	31						14																



**AY2012 High School Graduates: Where They Attend**  
**Students Graduated High School in AY2012 (2011-2012) and Entered College in 2012 Fall Term**

Acad. Yr.	Term	HS Grad. Yr.	District Name	Total	ABC	CBC	CRC	HC	HU	JBU	LC	OBU	PSC	UO	WBC	BSN	JSN	4-Year Universities	2-Year Colleges	Private/Independent	Nursing Schools	Total
2013	1	2012	Hartford School District	14														14				14
2013	1	2012	Hazen School District	22														12	10			22
2013	1	2012	Heber Springs School District	73														47	24			73
2013	1	2012	Hector School District	25														15	10			25
2013	1	2012	Helena/ W.Helena School District	84														32	51			84
2013	1	2012	Hermitage School District	11																		11
2013	1	2012	Highland School District	54														17	37			54
2013	1	2012	Hillcrest School District	13															10			13
2013	1	2012	Hope School District	73														31	42			73
2013	1	2012	Horatio School District	40															31			40
2013	1	2012	Hot Springs School District	63														32	29			63
2013	1	2012	Hoxie School District	28															22			28
2013	1	2012	Hughes School District	15																		15
2013	1	2012	Huntsville School District	71														34	30			71
2013	1	2012	Izard County Cons. School District	14															12			14
2013	1	2012	Jackson County School District	32														11	21			32
2013	1	2012	Jasper School District	44														10	34			44
2013	1	2012	Jessieville School District	34														18	15			34
2013	1	2012	Jonesboro School District	156														135	20			156
2013	1	2012	Junction City School District	14																		14
2013	1	2012	Kipp Delta Charter Public School District	13																		13
2013	1	2012	Kirby School District	21														12				21
2013	1	2012	Lafayette County School District	29														12	17			29
2013	1	2012	Lake Hamilton School District	157														85	72			157
2013	1	2012	Lakeside School District (Chicot County)	30														27				30
2013	1	2012	Lakeside School District (Garland Co.)	143														97	39			143
2013	1	2012	Lamar School District	59														52				59
2013	1	2012	Lavaca School District	30														28				30
2013	1	2012	Lawrence County School District	34															27			34
2013	1	2012	Lead Hill School District	11															10			11
2013	1	2012	Lee County School District	41														25	15			41
2013	1	2012	Lincoln School District	34														23				34
2013	1	2012	Lisa Academy	20														18				20
2013	1	2012	Little Rock School District	743	17			18										475	228	40		743
2013	1	2012	Lonoke School District	55														40	15			55
2013	1	2012	Magazine School District	16														15				16
2013	1	2012	Magnet Cove School District	28														20				28
2013	1	2012	Magnolia School District	120														92	23			120
2013	1	2012	Malvern School District	62														41	19			63
2013	1	2012	Mammoth Spring School District	14																		14
2013	1	2012	Manila School District	30														11	19			30
2013	1	2012	Mansfield School District	32														30				32
2013	1	2012	Marion School District	166														100	64			166
2013	1	2012	Marked Tree School District	15																		15
2013	1	2012	Marmaduke School District	32														12	19			32
2013	1	2012	Marvell School District	17																		17
2013	1	2012	Mayflower School District	30														18				30
2013	1	2012	Maynard School District	20															17			20
2013	1	2012	McCrary School District	16																		16
2013	1	2012	McGehee School District	35														34				35
2013	1	2012	Melbourne School District (Izard Co.)	27															18			27
2013	1	2012	Mena School District	73														32	41			73
2013	1	2012	Midland School District	16															10			16
2013	1	2012	Mineral Springs School District	31														16	17			33

**AY2012 High School Graduates: Where They Attend**  
**Students Graduated High School in AY2012 (2011-2012) and Entered College in 2012 Fall Term**

Acad. Yr.	Term	HS Grad. Yr.	District Name	Total	ASUJ	ATU	HSU	SAUM	UAF	UAFS	UALR	UAM	UAMS	UAPB	UCA
2013	1	2012	Monticello School District	83		11						47			
2013	1	2012	Mount Ida School District	17											
2013	1	2012	Mountain Home School District	146	11				27						21
2013	1	2012	Mountain Pine School District	11											
2013	1	2012	Mountain View School District	49		11									
2013	1	2012	Mountainburg School District	17						10					
2013	1	2012	Mt. Vernon/Enola School District	18											
2013	1	2012	Mulberry/Pleasant View Bi-County School District	16						12					
2013	1	2012	Nashville School District	64			16								
2013	1	2012	Nemo Vista School District	20											
2013	1	2012	Nettleton School District	111	72										12
2013	1	2012	Nevada School District	18											
2013	1	2012	Newport School District	49	13										
2013	1	2012	Norfolk School District	19											
2013	1	2012	Norphlet School District	16											
2013	1	2012	North Little Rock School District	251	17	21	11		20		28				48
2013	1	2012	Omaha School District												
2013	1	2012	Osceola (OCABS) Comm Arts-Business Charter School												
2013	1	2012	Osceola School District	42											15
2013	1	2012	Ouachita River School District	28											
2013	1	2012	Ouachita School District	14											
2013	1	2012	Ozark Mountain School District	26											
2013	1	2012	Ozark School District	81		37				23					
2013	1	2012	Palestine-Wheatley School District	16											
2013	1	2012	Pangburn School District	18											
2013	1	2012	Paragould School District	65	39										
2013	1	2012	Paris School District	38		13									
2013	1	2012	Parkers Chapel School District	31											
2013	1	2012	Pea Ridge School District	46											
2013	1	2012	Perryville School District	32											
2013	1	2012	Piggott School District	20	11										
2013	1	2012	Pine Bluff School District	125	14									45	
2013	1	2012	Pocahontas School District	67					10						11
2013	1	2012	Pottsville School District	68		45									
2013	1	2012	Poyen School District	18											
2013	1	2012	Prairie Grove School District	46					21						
2013	1	2012	Prescott School District	52			12								
2013	1	2012	Pulaski County Special School District	420	41	21	27		21		35				82
2013	1	2012	Quitman School District	11											
2013	1	2012	Rector School District	17											
2013	1	2012	Riverside School District	22	10										
2013	1	2012	Riverview School District	24											
2013	1	2012	Rogers School District	411		19			140						41
2013	1	2012	Rose Bud School District	30											
2013	1	2012	Russellville School District	203		131			20						20
2013	1	2012	Salem School District	19											
2013	1	2012	Scranton School District	20		15									
2013	1	2012	Searcy County School District	36											
2013	1	2012	Searcy School District	123	18				10						15
2013	1	2012	Sheridan School District	141	12	10	22		11		16				17
2013	1	2012	Shirley School District	15											
2013	1	2012	Siloam Springs School District	90					38						
2013	1	2012	Sloan-Hendrix School District	20											
2013	1	2012	Smackover School District	39				14							

**AY2012 High School Graduates: Where They Attend**  
**Students Graduated High School in AY2012 (2011-2012) and Entered College in 2012 Fall Term**

Acad. Yr.	Term	HS Grad. Yr.	District Name	Total	ANC	ASUB	ASUMIH	ASUN	BRTC	CCCUA	COTO	EACC	MSCC	NAC	NPCC	NWACC	OZC	PCCUA	PTC	RMCC	SACC	SAUT	SEAC	UACCB	UACCH	UACCM
2013	1	2012	Monticello School District	83																						
2013	1	2012	Mount Ida School District	17																						
2013	1	2012	Mountain Home School District	146			71																			
2013	1	2012	Mountain Pine School District	11																						
2013	1	2012	Mountain View School District	49													17									
2013	1	2012	Mountainburg School District	17																						
2013	1	2012	Mt. Vernon/Enola School District	18																						
2013	1	2012	Mulberry/Pleasant View Bi-County School District	16																						
2013	1	2012	Nashville School District	64						16																
2013	1	2012	Nemo Vista School District	20																						17
2013	1	2012	Nettleton School District	111																						
2013	1	2012	Nevada School District	18																					10	
2013	1	2012	Newport School District	49				25																		
2013	1	2012	Norfolk School District	19			12																			
2013	1	2012	Norphlet School District	16																						
2013	1	2012	North Little Rock School District	251															91							
2013	1	2012	Omaha School District																							
2013	1	2012	Osceola (OCABS) Comm Arts-Business Charter School																							
2013	1	2012	Osceola School District	42	14																					
2013	1	2012	Ouachita River School District	28																	14					
2013	1	2012	Ouachita School District	14																						
2013	1	2012	Ozark Mountain School District	26										21												
2013	1	2012	Ozark School District	81																						
2013	1	2012	Palestine-Wheatley School District	16								11														
2013	1	2012	Pangburn School District	18																						
2013	1	2012	Paragould School District	65					18																	
2013	1	2012	Paris School District	38																						
2013	1	2012	Parkers Chapel School District	31																						
2013	1	2012	Pea Ridge School District	46												31										
2013	1	2012	Perryville School District	32																					14	
2013	1	2012	Piggott School District	20																						
2013	1	2012	Pine Bluff School District	125																			34			
2013	1	2012	Pocahontas School District	67					34																	
2013	1	2012	Pottsville School District	68																						13
2013	1	2012	Poyen School District	18																						
2013	1	2012	Prairie Grove School District	46												13										
2013	1	2012	Prescott School District	52																						19
2013	1	2012	Pulaski County Special School District	420		33													106							
2013	1	2012	Quitman School District	11																						
2013	1	2012	Rector School District	17					10																	
2013	1	2012	Riverside School District	22																						
2013	1	2012	Riverview School District	24		14																				
2013	1	2012	Rogers School District	411												182										
2013	1	2012	Rose Bud School District	30		17																				
2013	1	2012	Russellville School District	203																						18
2013	1	2012	Salem School District	19																						
2013	1	2012	Scranton School District	20																						
2013	1	2012	Searcy County School District	36										12												
2013	1	2012	Searcy School District	123		65																				
2013	1	2012	Sheridan School District	141						10									26							
2013	1	2012	Shirley School District	15																						
2013	1	2012	Siloam Springs School District	90												22										
2013	1	2012	Sloan-Hendrix School District	20					14																	
2013	1	2012	Smackover School District	39																						

**AY2012 High School Graduates: Where They Attend**  
**Students Graduated High School in AY2012 (2011-2012) and Entered College in 2012 Fall Term**

Acad. Yr.	Term	HS Grad. Yr.	District Name	Total	ABC	CBC	CRC	HC	HU	JBU	LC	OBU	PSC	UO	WBC	BSN	JSN	4-Year Universities	2-Year Colleges	Private/Independent	Nursing Schools	Total	
2013	1	2012	Monticello School District	83														81				83	
2013	1	2012	Mount Ida School District	17															12				17
2013	1	2012	Mountain Home School District	146														66	73				146
2013	1	2012	Mountain Pine School District	11																			11
2013	1	2012	Mountain View School District	49															27	23			50
2013	1	2012	Mountainburg School District	17														17					17
2013	1	2012	Mt. Vernon/Enola School District	18															15				18
2013	1	2012	Mulberry/Pleasant View Bi-County School District	16														16					16
2013	1	2012	Nashville School District	64														44	19				64
2013	1	2012	Nemo Vista School District	20															17				20
2013	1	2012	Nettleton School District	111														92	18				111
2013	1	2012	Nevada School District	18																11			18
2013	1	2012	Newport School District	49														22	26				49
2013	1	2012	Norfolk School District	19															14				19
2013	1	2012	Norphlet School District	16														12					16
2013	1	2012	North Little Rock School District	251														153	92				252
2013	1	2012	Omaha School District																				
2013	1	2012	Osceola (OCABS) Comm Arts-Business Charter School																				
2013	1	2012	Osceola School District	42														27	16				43
2013	1	2012	Ouachita River School District	28														12	14				28
2013	1	2012	Ouachita School District	14																			14
2013	1	2012	Ozark Mountain School District	26																22			26
2013	1	2012	Ozark School District	81														78					81
2013	1	2012	Palestine-Wheatley School District	16																11			16
2013	1	2012	Pangburn School District	18																10			18
2013	1	2012	Paragould School District	65														42	22				65
2013	1	2012	Paris School District	38														35					38
2013	1	2012	Parkers Chapel School District	31														22					31
2013	1	2012	Pea Ridge School District	46														14	31				46
2013	1	2012	Perryville School District	32														18	14				32
2013	1	2012	Piggott School District	20														13					20
2013	1	2012	Pine Bluff School District	125														89	35				125
2013	1	2012	Pocahontas School District	67														32	35				67
2013	1	2012	Pottsville School District	68														54	14				68
2013	1	2012	Poyen School District	18														15					18
2013	1	2012	Prairie Grove School District	46														33	13				46
2013	1	2012	Prescott School District	52														28	23				52
2013	1	2012	Pulaski County Special School District	420	21													248	145	28			421
2013	1	2012	Quitman School District	11																			11
2013	1	2012	Rector School District	17																11			17
2013	1	2012	Riverside School District	22														11	12				23
2013	1	2012	Riverview School District	24															14				24
2013	1	2012	Rogers School District	411														217	184	10			411
2013	1	2012	Rose Bud School District	30														11	18				31
2013	1	2012	Russellville School District	203														180	20				203
2013	1	2012	Salem School District	19																11			19
2013	1	2012	Scranton School District	20														17					20
2013	1	2012	Searcy County School District	36														14	21				36
2013	1	2012	Searcy School District	123														47	67				123
2013	1	2012	Sheridan School District	141														97	41				142
2013	1	2012	Shirley School District	15																10			15
2013	1	2012	Siloam Springs School District	90						16								51	22	17			90
2013	1	2012	Sloan-Hendrix School District	20															14				20
2013	1	2012	Smackover School District	39														30					39

**AY2012 High School Graduates: Where They Attend**  
**Students Graduated High School in AY2012 (2011-2012) and Entered College in 2012 Fall Term**

Acad. Yr.	Term	HS Grad. Yr.	District Name	Total	ASUJ	ATU	HSU	SAUM	UAF	UAFS	UALR	UAM	UAMS	UAPB	UCA
2013	1	2012	South Conway Co. School District	88		22									
2013	1	2012	South Mississippi County School District	32											
2013	1	2012	South Pike County School District	36											
2013	1	2012	South Side School District	22											
2013	1	2012	Southside School District	43											
2013	1	2012	Spring Hill School District	27											
2013	1	2012	Springdale School District	441		29			162						40
2013	1	2012	Star City School District	49								18			
2013	1	2012	Stephens School District	11											
2013	1	2012	Strong-Huttig School District	24											
2013	1	2012	Stuttgart School District	78					10						11
2013	1	2012	Texarkana School District	62											
2013	1	2012	Trumann School District	36	11										
2013	1	2012	Two Rivers School District	28		15									
2013	1	2012	Valley Springs School District	38											
2013	1	2012	Valley View School District	87	50				16						
2013	1	2012	Van Buren School District	197		14			31	128					11
2013	1	2012	Vilonia School District	141											49
2013	1	2012	Viola School District	11											
2013	1	2012	Waldron School District	65		17				14					
2013	1	2012	Warren School District	44								29			
2013	1	2012	Watson Chapel School District	107					11			14		24	
2013	1	2012	West Fork School District	37					14						
2013	1	2012	West Memphis School District	182	16				15						24
2013	1	2012	West Side School District	23											
2013	1	2012	Western Yell Co. School District	22											
2013	1	2012	Westside Cons. School District	47	29										
2013	1	2012	Westside School District	23		11									
2013	1	2012	White Co. Central School District	18											
2013	1	2012	White Hall School District	123	17				18		15	20			
2013	1	2012	Wonderview School District	15											
2013	1	2012	Woodlawn School District	18											
2013	1	2012	Wynne School District	101	25										11
2013	1	2012	Yellville-Summit School District	29											
			<b>TOTALS</b>	<b>15,263</b>	<b>1,266</b>	<b>1,332</b>	<b>607</b>	<b>386</b>	<b>2,029</b>	<b>938</b>	<b>601</b>	<b>454</b>		<b>255</b>	<b>1,679</b>

**AY2012 High School Graduates: Where They Attend**  
**Students Graduated High School in AY2012 (2011-2012) and Entered College in 2012 Fall Term**

Acad. Yr.	Term	HS Grad. Yr.	District Name	Total	ANC	ASUB	ASUMH	ASUN	BRTC	CCCUA	COTO	EACC	MSCC	NAC	NPCC	NWACC	OZC	PCCUA	PTC	RMCC	SACC	SAUT	SEAC	UACOB	UACCH	UACCM	
2013	1	2012	South Conway Co. School District	88																						36	
2013	1	2012	South Mississippi County School District	32	16																						
2013	1	2012	South Pike County School District	36						12																	
2013	1	2012	South Side School District	22																							13
2013	1	2012	Southside School District	43																				33			
2013	1	2012	Spring Hill School District	27																					13		
2013	1	2012	Springdale School District	441												186											
2013	1	2012	Star City School District	49																			11				
2013	1	2012	Stephens School District	11																							
2013	1	2012	Strong-Huttig School District	24																							
2013	1	2012	Stuttgart School District	78														28									
2013	1	2012	Texarkana School District	62																					22		
2013	1	2012	Trumann School District	36				14																			
2013	1	2012	Two Rivers School District	28																							
2013	1	2012	Valley Springs School District	38										28													
2013	1	2012	Valley View School District	87																							
2013	1	2012	Van Buren School District	197																							
2013	1	2012	Vilonia School District	141		43																				12	
2013	1	2012	Viola School District	11																							
2013	1	2012	Waldron School District	65																21							
2013	1	2012	Warren School District	44																							
2013	1	2012	Watson Chapel School District	107																				25			
2013	1	2012	West Fork School District	37												10											
2013	1	2012	West Memphis School District	182									96														
2013	1	2012	West Side School District	23		11																					
2013	1	2012	Western Yell Co. School District	22																						10	
2013	1	2012	Westside Cons. School District	47				10																			
2013	1	2012	Westside School District	23																							
2013	1	2012	White Co. Central School District	18		17																					
2013	1	2012	White Hall School District	123																				19			
2013	1	2012	Wonderview School District	15																							
2013	1	2012	Woodlawn School District	18																							
2013	1	2012	Wynne School District	101								43															
2013	1	2012	Yellville-Summit School District	29			10																				
			<b>TOTALS</b>	<b>15,263</b>	<b>180</b>	<b>631</b>	<b>134</b>	<b>153</b>	<b>231</b>	<b>183</b>	<b>61</b>	<b>157</b>	<b>200</b>	<b>274</b>	<b>231</b>	<b>770</b>	<b>91</b>	<b>156</b>	<b>644</b>	<b>91</b>	<b>63</b>	<b>153</b>	<b>117</b>	<b>143</b>	<b>228</b>	<b>355</b>	

**AY2012 High School Graduates: Where They Attend**  
**Students Graduated High School in AY2012 (2011-2012) and Entered College in 2012 Fall Term**

Acad. Yr.	Term	HS Grad. Yr.	District Name	Total	ABC	CBC	CRC	HC	HU	JBU	LC	OBU	PSC	UO	WBC	BSN	JSN	4-Year Universities	2-Year Colleges	Private/Independents	Nursing Schools	Total
2013	1	2012	South Conway Co. School District	88														48	38			88
2013	1	2012	South Mississippi County School District	32														15	16			33
2013	1	2012	South Pike County School District	36														19	18			37
2013	1	2012	South Side School District	22															15			22
2013	1	2012	Southside School District	43															36			43
2013	1	2012	Spring Hill School District	27														11	13			27
2013	1	2012	Springdale School District	441														245	191			441
2013	1	2012	Star City School District	49														35	14			49
2013	1	2012	Stephens School District	11																		11
2013	1	2012	Strong-Huttig School District	24														19				24
2013	1	2012	Stuttgart School District	78														45	32			78
2013	1	2012	Texarkana School District	62														35	24			62
2013	1	2012	Trumann School District	36														20	16			36
2013	1	2012	Two Rivers School District	28														20				28
2013	1	2012	Valley Springs School District	38															30			38
2013	1	2012	Valley View School District	87														74	11			87
2013	1	2012	Van Buren School District	197														194				197
2013	1	2012	Vilonia School District	141														76	62			141
2013	1	2012	Viola School District	11																		11
2013	1	2012	Waldron School District	65														43	21			65
2013	1	2012	Warren School District	44														39				44
2013	1	2012	Watson Chapel School District	107														79	28			107
2013	1	2012	West Fork School District	37														25	10			37
2013	1	2012	West Memphis School District	182														82	99			182
2013	1	2012	West Side School District	23														11	12			23
2013	1	2012	Western Yell Co. School District	22														12	10			22
2013	1	2012	Westside Cons. School District	47														31	15			47
2013	1	2012	Westside School District	23														17				23
2013	1	2012	White Co. Central School District	18															18			18
2013	1	2012	White Hall School District	123														95	25			123
2013	1	2012	Wonderview School District	15																		15
2013	1	2012	Woodlawn School District	18														13				18
2013	1	2012	Wynne School District	101														52	48			102
2013	1	2012	Yellville-Summit School District	29														13	16			29
			<b>TOTALS</b>	<b>15,263</b>	<b>89</b>	<b>71</b>	<b>25</b>	<b>79</b>		<b>53</b>		<b>91</b>		<b>81</b>				<b>9,547</b>	<b>5,246</b>	<b>491</b>		<b>15,284</b>

## **REPORT ON ANNUAL REVIEW OF FACULTY PERFORMANCE**

---

Arkansas Code Annotated §6-63-104 and Arkansas Higher Education Coordinating Board (AHECB) policy 5.5 require that each college and university conduct an annual performance review of faculty members. The Arkansas Department of Higher Education (ADHE) staff also is required to make an annual report to the Coordinating Board and Legislative Council. Each institution has submitted a report to ADHE that describes the process followed during the 2012-2013 academic year. Institutional plans are on file with ADHE and significant amendments to these plans must be submitted for Board approval.

### **Faculty Performance Review Activities**

All teaching faculty members including teaching assistants as well as full-time, part-time, adjunct, and visiting faculty were evaluated. Faculty performance was assessed using a variety of methods including assessment by students, classroom visits by administrators, peer review, and self-evaluation activities. Findings were shared with faculty members being evaluated and, when appropriate, an improvement plan was jointly developed between the faculty member and the administrator who conducted the evaluation.

### **Institutional Monitoring of the Evaluation Process**

Appropriate stakeholders were involved in the formulation of the institution's faculty performance evaluation plan. Administrators at various levels were responsible for oversight of the evaluation process. Evaluation results provided the basis for personnel promotion, merit salary increases, reappointment decisions, and a modification of the process if warranted. Based on established faculty review processes, the performance of most faculty members exceeded satisfactory standards. While performances exceeded satisfactory, merit increases were not given due to funding not available. Specific remedial or disciplinary actions were taken as a result of performance deficiencies revealed by the evaluation process. Most often this involved the development of professional improvement plans. Faculty members viewed the process as a useful tool for providing continuous assessment and improvement in instruction delivery and student learning.

### **Working with Faculty Having Deficiencies in the Use of the English Language**

The English language proficiency of faculty members at all institutions was assessed prior to employment and then on an ongoing basis through student and administrator evaluations of faculty members' classroom performances. It was noted that there were some English language use deficiencies identified for a few



instructors. During the professional improvement plan session, these instructors were directed to be especially attentive to student comprehension in any communication that is carried out in the English language. The instructors also were encouraged to invite students to one-on-one consultations, to provide personalized learning assistance during faculty office hours, to slow their speech, and to attend accent reduction training.

### **College/University Collaboration with Accredited Public Schools**

The collaboration between the Colleges of Education and the public schools in their respective areas was documented in the reports. Institutions engaged in numerous activities that provided assistance with staff development and school improvement programs, including advisory councils, professional development, mentoring programs, teacher job fairs, internship location for teacher preparation, and data collection and needs assessments. Institutions also partnered with public schools through Educational Renewal Zones, secondary career centers, educational cooperatives, and other programs that encouraged high school students to pursue postsecondary education. It was noted that while not required, several two-year institutions worked with public schools on improvement activities.

## AMENDMENT OF CONCURRENT ENROLLMENT POLICY

---

Arkansas law allows for the enrollment of high school students in college-level courses under certain conditions. Concurrent enrollment allows students to obtain credit toward a high school diploma at the same time they earn college credit.

The concurrent enrollment policy was first approved by the Arkansas Higher Education Coordinating Board (AHECB) in October 1998 with the latest revision in 2011. Proposed new language is in *italics*, and deleted language is ~~struck through~~.

### ADHE Executive Staff Recommendation

**RESOLVED**, That the Arkansas Higher Education Coordinating Board approves the policy amendment on concurrent enrollment effective Fall 2013. *The concurrent enrollment policy outlines the guidelines for concurrent program participation; however, Arkansas state-supported colleges and universities are not required to participate in a concurrent enrollment program; and a high school/school district may choose to partner with more than one Arkansas college/university for concurrent courses.*

**FURTHER RESOLVED**, *That any Arkansas state-supported college or university that chooses to participate in a concurrent enrollment program with a public school district, private high school, or home-school student shall implement and administer the concurrent program in accordance with the policies of the Arkansas Higher Education Coordinating Board and the rules of the Arkansas State Board of Education.*

**FURTHER RESOLVED**, *That any college or university that chooses to participate in a concurrent enrollment program must be accredited by the National Alliance of Concurrent Enrollment Partnerships (NACEP) or must be authorized by Arkansas Higher Education Coordinating Board no later than August 1, 2015. A college/university not offering concurrent courses currently must have AHECB initial authorization for the institutional concurrent enrollment program prior to the offering of concurrent courses.*

**FURTHER RESOLVED**, That Arkansas state-supported colleges and universities will not participate with Arkansas Early College High School (AECHS) in the delivery of blended AP/concurrent courses for college credit.

**FURTHER RESOLVED**, That Arkansas state-supported colleges and universities will not participate with AECHS in the offering of single courses

for multiple higher education institutions.

**FURTHER RESOLVED**, That ADHE staff will review, in cooperation with the Arkansas Department of Education, the blended AP/concurrent course offerings throughout the state to determine if these courses are in keeping with the concurrent enrollment policy as outlined in this agenda item.

**FURTHER RESOLVED**, That the Coordinating Board instructs the ADHE staff to submit an annual report on concurrent course enrollment to the Board which *will include institutional data on concurrent course offerings and locations*, and could include ADHE Executive Staff Recommendations for policy amendments on the *administration, continuance, and funding* of the concurrent enrollment program.

**FURTHER RESOLVED**, That the Coordinating Board instructs the Director of the Arkansas Department of Higher Education to provide a copy of the amended policy to presidents and chancellors, chief academic officers, chief students affairs officers, and institutional research officers at Arkansas state-supported colleges and universities.

Proposed

**CONCURRENT ENROLLMENT POLICY**  
**Effective Fall 2013**

---

- I. Concurrent Enrollment** is the enrollment of a high school student in a college course taught on a high school campus (or in selected cases on the college campus) for high school credit and college-level credit. (Arkansas Code §6-18-223)

**Dual enrollment** is the enrollment of a high school student in postsecondary education for college-level credit exclusively. (Arkansas Code §6-60-202)

**II. Concurrent Course Credit – Institutional Requirements**

For colleges and universities to report concurrent course enrollments *to be counted* for FTE/*higher education* funding purposes, the following conditions must be met:

1. Program Accreditation/Authorization - If an institution of higher education offers a concurrent *credit* course(s) on a high school campus taught by a high school teacher, the institution must be accredited by the National Alliance of Concurrent Enrollment Partnerships (NACEP); or the college/university must be approved by the Arkansas Higher Education Coordinating Board to offer courses, including courses offered via distance technology, for concurrent credit.
2. Concurrent Credit Courses - Concurrent credit courses must be *freshman-level and/or sophomore-level* college/university courses that are approved through the ~~normal~~ *established* process of an institution and included in the institutional catalog. The *general education* courses offered for concurrent credit must be listed in the Arkansas Course Transfer System (ACTS). *A list of the career and technical education (CTE) courses offered for concurrent credit must be attached to the signed Memorandum of Understanding (MOU) between the high school/school district and the college/university.*

The course offered for concurrent credit ~~will be required to~~ *must* meet the same standards as college courses taught on the *college/university* campus. *Students can earn college credit and/or one unit of high school credit for successful completion of each general education concurrent course and each blended AP/concurrent course that is a minimum of 3 semester credit hours. Students can earn college credit and/or up to one unit of high school credit for successful completion of each CTE course that is a minimum of 3 semester credit hours.*

The college/university administration must exercise direct oversight of all aspects of the *concurrent* course, including participation in the faculty selection, orientation, and evaluation processes.

The instructor *teaching the college course for concurrent credit* ~~will~~ *must*:

- 1) use the *approved* college/university course syllabus,
- 2) use the same textbook *or a textbook recently used for the course* with

- aligned content and course learning outcomes* as approved by the college/university,
- 3) adopt the same learning outcomes and assignments as those developed for the course *offered* on the college/university campus with limited exceptions *approved by the* college/university, and
  - 4) use the same course grading standards as those on the college/university campus. If departmental exams are used in college/university campus courses, then those *course* exams ~~will~~ *must* be used at the high school site.

~~An equivalent textbook may be used under the following conditions:~~

- ~~▪ the textbook has been recently used for the course,~~
- ~~▪ the textbook is aligned with the course learning outcomes, and~~
- ~~▪ the textbook has been approved by the college or university.~~

~~If departmental exams are used in campus courses, then those exams will be used at the high school site.~~

*Note: It is understood that one high school may have a concurrent agreement with more than one college/university; however, there should not be unnecessary duplication of college course offerings.*

***If there is not agreement among multiple institutions offering college courses at one high school/school district, the college/university seeking clarification on the implementation of the concurrent enrollment policy must contact the ADHE Director in writing and follow AHECB Policy 5.17: Off-Campus Instruction Policy-Criteria for Conflict Resolution.***

3. AP/Concurrent Blended Courses (College/University Participation Optional) - Advanced Placement (AP) courses are high school courses in which students are required to take the AP Exam and make the requisite score in order to receive college credit from an Arkansas institution of higher education. (Student ~~earned hours enrollments~~ in AP courses ~~will~~ *cannot be reported through the Arkansas Higher Education Student Information System.*) ~~generate FTEs for higher education.~~

~~The merging of concurrent enrollment and AP courses and general education college courses is allowed under certain circumstances, and these merged courses will be referenced as blended AP/concurrent courses. will be allowed on a trial basis for a two-year period for the academic years 2007-08 and 2008-09. The effectiveness of this model will be evaluated by the end of the two-year period.~~

- Colleges and universities that offer *blended AP/concurrent* courses must ensure that these blended courses meet all the requirements of concurrent

courses as set forth in this concurrent enrollment policy.

- The AP course guidelines specified by the College Board in its published course description must be incorporated into the *blended AP/concurrent* course syllabus.
- The *blended AP/concurrent* course syllabus must be submitted by the *high school* teacher for approval by the College Board AP Course Audit; *and the school district must have on file the written documentation of the College Board approval of the blended AP/concurrent course syllabus. A copy of the blended AP/concurrent course syllabus currently approved by the College Board must be submitted for college/university approval during the concurrent instructor/course approval process.*
- **All students enrolled in merged blended AP/concurrent courses are required to take the AP exam;** *and the high school must have written documentation on file of the students who took the AP exam with this AP exam data provided to the college/university upon request.*
- ~~Students will gain college credit by the semester grade earned in the course or by making the requisite score on the AP exam. Students can earn at least three semester credit hours of college credit and one unit of high school credit for successful completion of one blended AP/concurrent course only if the student registers for concurrent course credit at the beginning of the term. (A minimum score on the AP exam is not required for the student to earn college credit for the blended AP/concurrent course.) All other students enrolled in the blended AP/concurrent course can earn only one unit of high school credit for the course.~~
- Students enrolled in these merged blended AP/concurrent courses must meet all *college/university* requirements included in *this concurrent enrollment policy*.
- *Any high school that cannot furnish data on AP test takers (during an ADE/ADHE concurrent enrollment program audit) will not be approved for the continued offering of blended AP/concurrent courses.*

#### 4. Concurrent Course Ownership

Institutions of higher education must demonstrate “ownership” of any ~~concurrent~~ course offered for concurrent credit for which students are reported for funding purposes. Ownership of courses means that the college/university will:

- Provide the instructors with *appropriate* training and orientation in course curriculum, assessment criteria, course philosophy, and administrative requirements ~~before certifying~~ *after approval* of the instructors to teach the college/university courses.

- ~~Concurrent credit~~ *Ensure that* instructors ~~will~~ receive continuing collegial interaction with college faculty through ~~annual~~ professional development, required seminars, and site visits. These interactions will address ~~issues~~ *topics* such as course content, course delivery, student learning assessment, in-class evaluation, and professional development in the field of study.
- *Ensure that* students ~~will~~ have the opportunity to utilize *institutional* resources including the ~~institution's~~ *college/university* library and academic advising, ~~and faculty counseling~~ on the college/university campus.

Simply awarding *college* credit to students who are enrolled in concurrent courses offered by a sponsoring college/university ~~will~~ *does not* meet the principle of “*course ownership*” as described above.

#### 5. Teaching Credentials

Faculty in *teaching* general education concurrent enrollment courses must have a master's degree with a minimum of 18 *graduate* college credit hours in the subject area being taught. *College or university* faculty who *travel to the high school or secondary center to teach concurrent courses on a high school campus will be subject to (and/or faculty and staff that have direct contact with the high school student) must have* a criminal background check *and complete the child maltreatment training course* as required of public school teachers.

The teacher of the ~~merged~~ *blended AP/concurrent* course(s) must have completed AP training in the subject area(s), must have a master's degree with a minimum of 18 *graduate* college credit hours in the subject area being taught, ~~must meet the requirements as listed in #6~~ *be approved to teach the concurrent course(s) by the college/university, and must provide the college/university with documentation of successful completion of AP training.*

*The instructor of record must be the individual that teaches the concurrent course(s); and for general education concurrent courses and blended AP/concurrent courses these individuals must have a master's degree with a minimum of 18 graduate college credit hours in the subject areas being taught.*

For the purpose of *teaching a concurrent course under this policy*, an individual under contract with the school district as a teacher will not be considered an adjunct faculty member *of the college/university.*

### III. **Concurrent Course Enrollment**

#### Concurrent College Admission

High school students enrolled in general education concurrent courses ~~for college credit~~ will be those who *have successfully completed the eighth grade and are* admitted to the college/university as non-award ~~degree/certificate~~ seeking students.

*Each college/university must specify the concurrent admission requirements for high school students.*

Concurrent Course Registration

Because discrete classes that totally separate concurrent credit students from non-concurrent credit students may be prohibitive to operate in some cases, those classes with a mixed population must have at least a majority of the students enrolled for concurrent credit; *and all high school students enrolled in the concurrent course must meet the same requirements for completion of the course whether or not the student is registered for college credit. The concurrent course withdrawal process and procedures must be implemented in accordance with established college/university guidelines.*

Concurrent/Dual Course Placement/Statewide Minimum Exam Scores

*High school students must have scored 19 or better on the ACT Reading sub-test or have a score on the EXPLORE, PLAN or PSAT assessments (see Table 1) that are projected to produce a 19 or better on the ACT Reading sub-test, or equivalent comparable score on the SAT, ASSET or COMPASS, to enroll in any general education concurrent enrollment course.*

*Concurrent Enrollment courses in English Composition and mathematics courses also require a 19 or better on the respective ACT sub-test or a score on the EXPLORE, PLAN or PSAT assessments (see Table 1) that are projected to produce a 19 or better on the respective ACT sub-tests or an equivalent comparable score on the SAT, COMPASS or ASSET.*

*The designated exam scores are statewide minimum scores. ~~The board and administration of Any college/university campus may elect to set higher minimum scores for general education concurrent courses, and may choose to require the COMPASS or ASSET score in addition to EXPLORE, PLAN or PSAT scores.~~*

**Table 1  
EXPLORE and PLAN Scores that Project an ACT Score of 19**

<b>ACT sub-test</b>	<b>ACT/COMPASS/ASSET</b>	<b>EXPLORE</b>	<b>PLAN</b>
Reading	19/83/43	14	15
Math	19/41/39	15	17
English	19/80/45	14	16

**PSAT Scores that Project the Statewide Minimum SAT Scores**

<b>SAT sub-test</b>	<b>SAT</b>	<b>PSAT</b>	
Reading	470	47	
Math	460	46	
English/Writing	450	45	



#### IV. Concurrent Course Enrollment - Data Reporting (via Student Information System)

Only students who are enrolled in concurrent courses for college credit ~~may~~ *can* be counted for FTE purposes by the college/university.

Students enrolled in ~~merged~~ blended AP/concurrent courses ~~may~~ *can* be counted for FTE purposes.

Students enrolled in career and technical education courses for concurrent credit at a secondary center can be counted for FTE purposes.

*High school students enrolled in remedial/developmental courses for concurrent credit cannot be counted for FTE and higher education funding purposes.*

**(Note: More details on data reporting for concurrent enrollment will be included in ADHE guidelines on institutional data submissions.)**

#### V. Concurrent Course Enrollment - Payment of Tuition and Fees

The college/university will establish tuition and fee rates for concurrent students.

**Colleges and universities ~~may~~ cannot claim student semester credit hours or funding if tuition is not received by the institution in any form.**

*The high school student shall be responsible for all costs of college/university courses taken for concurrent credit, unless the costs for these courses are paid by the public school district, a college/university scholarship, a grant, or a private foundation. **If the costs for a college/university course(s) are paid by the public school district, a college/university scholarship, a grant, or a private foundation; a signed agreement must exist between the public school district, the external entity or foundation, and the Arkansas state-supported college/university.***

**If the college/university sets tuition and fees ~~are set~~ at a lower rate than the regular full tuition rate on campus, the difference between the regular rate and the charged rate ~~will be considered~~ *must be reported* as an academic scholarship for all purposes and must be reported as *such to ADHE*.**

For formula recommendation purposes, ADHE will include the regular full tuition and fees for all concurrent courses (*except remedial/developmental education concurrent courses*) in the funding recommendation.

Pursuant to Arkansas Code §6-53-501, the intent of this concurrent policy is that the *college* courses described above shall include but not be limited to articulated courses designed for instruction of secondary students qualifying for state aid from the public school fund. Nothing in this policy shall preclude money flowing to the secondary centers under Arkansas Code §6-51-305.

***High school students enrolled in college/university remedial/developmental education courses for concurrent credit cannot be counted for FTE/higher education funding purposes.***

**(Note: More details on funding for concurrent enrollment will be included in AHECB institutional finance policy.)**

#### **VI. Concurrent Course Enrollment - Career and Technical Education Courses**

~~Tech Prep courses are not considered a part of the concurrent enrollment program as defined in this policy. While Students enrolled in tech prep Career and Technical Education (CTE) courses that are included a part of an articulated in the MOU agreement of a tech prep consortium between the school district and college/university will~~ can be awarded college transfer credit and/or up to one unit of high school credit for successful completion of each CTE course that is a minimum or 3 semester credit hours, as delineated in the articulation MOU agreement.

#### **VII. Concurrent Course Enrollment – Remedial/Developmental Education Courses (College/University Participation Optional)**

*A high school senior who possesses at least an ACT sub-test score of 17 in English, reading or mathematics (or comparable exam score) may enroll in the requisite remedial/ developmental education courses in English, reading, and mathematics at an Arkansas state-supported college/university.*

*A high school senior enrolled in remedial/developmental education courses in English, reading and/or mathematics must be notified verbally and in writing by the high school principal or designee that successful completion of remedial/ developmental education courses at one college/university does not guarantee college-level course placement at another Arkansas college/university, unless there is a written/signed college course placement agreement with the other Arkansas college/university.*

*A remedial/developmental education course cannot be used to meet the high school or college/university core subject area/unit requirements in English and mathematics. A three-semester credit hour remedial/developmental education course shall be the equivalent of one-half unit of credit for a high school career focus elective.*

*A list of the colleges/universities with a signed college course placement agreement must be:*

- 1) attached to the signed Memorandum of Understanding (MOU) between the school district and college/university,*
- 2) included in the Concurrent Enrollment Student Guide/Information Sheet, and*
- 3) posted on the college/university website.*

*Nothing in this concurrent policy, shall require a college/university or school district to offer remedial/developmental education courses in English, reading and mathematics for concurrent credit.*

### **VIII. Partnership Agreement/Memorandum of Understanding (MOU)**

*A written and signed Memorandum of Understanding (MOU) should must exist to reflect the various expectations, obligations, and responsibilities of all parties.*

*The MOU must be reviewed annually, and the college/university must provide to the high school a list of all college courses that may be offered for concurrent credit during the school year. The unit of high school credit that will be awarded for each college course must be noted for each concurrent course along with the high school course replacement/substitution. The high school/school district or the college/university can modify or terminate the written, signed concurrent agreement during the annual review period.*

*High school students who desire to enroll in a public college or university first must be recommended by their high school principal or designee.*

*High school students enrolled in college courses for concurrent enrollment credit purposes will must be 1) informed that the student is responsible for all costs associated with enrollment in the concurrent course, unless the courses are paid by another approved public or private entity; and 2) advised about the transferability of the courses and any restrictions potential limitations concerning such transferability the transfer of college course credit.*

*If remedial/developmental education courses in English, reading or mathematics are offered for concurrent credit to high school seniors, a list of the colleges/universities with a signed college course placement agreement must be attached to the MOU, published in the student guide/information sheet, and posted on the college/university website.*

*The college/university must provide the school district with a student guide or information sheet for concurrent enrollment that the high school must distribute to students and parents that outlines the college/university and school district requirements for student participation. The high school will assure that the student and parent acknowledge that the student will participate in the concurrent program in accordance with the stated college/university and school district participation requirements.*

*Concurrent program requirements and guidelines required for course instruction must be provided by the college/university to the school district and concurrent instructors.*

### **IX. State Authorization for Concurrent Enrollment Program**

*A college/university must be accredited by the National Alliance of Concurrent Enrollment Partnerships (NACEP) or be authorized by the Arkansas Higher Education Coordinating Board (AHECB) to participate in the Concurrent Enrollment Program (CEP).*

#### **I. College/University offering Concurrent Courses on College/University Campus Only**

***A college/university only offering concurrent courses on the college/university campus (and does not offer or plan to offer concurrent courses on the high school campus) has satisfied the requirements for initial authorization for Concurrent Enrollment Program participation.***

***The college/university must submit to ADHE no later than June 1, 2014, a copy of the written, signed MOU agreement between the college/university and high school/school district as verification of the on-campus college/university concurrent enrollment program. The MOU must outline in detail the concurrent enrollment arrangements between the two parties. A copy of the current written, signed MOU agreement must be submitted to ADHE by June 1 of each subsequent year for continued authorization.***

*Any college/university currently not offering concurrent courses on a high school campus must follow the concurrent program approval process outlined in Item III below; and the college/university must have AHECB authorization for its institutional (high school) concurrent enrollment program prior to the offering of concurrent courses on a high school campus.*

***II. College/University with NACEP Accreditation***  
***Initial Authorization for Concurrent Enrollment Program***

***All colleges/universities with NACEP accreditation must provide written documentation to ADHE of NACEP accreditation status upon approval of this concurrent policy.***

- 1) A college/university currently accredited by NACEP has satisfied the requirements for initial authorization for Concurrent Enrollment Program participation, and must maintain NACEP accreditation for continued CEP participation; or***
- 2) A college/university currently accredited by NACEP has satisfied the requirements for initial authorization for Concurrent Enrollment Program participation and may request AHECB authorization to satisfy the requirements for continued CEP participation when current NACEP accreditation expires. The college/university must submit the written notification to ADHE no later than June 1, 2014, or June 1 of a subsequent year, requesting AHECB authorization for continued CEP participation.***

***III. College/University without NACEP Accreditation (and offering Concurrent Courses on High School Campus)***

***Initial Authorization for Concurrent Enrollment Program***

***To receive initial authorization through the state review process, developed in cooperation with the colleges and universities, and implemented by the Arkansas Department of Higher Education (ADHE); a college/university must demonstrate that the college/university concurrent program meets or exceeds all requirements outlined in the AHECB Concurrent Enrollment Program (CEP)***

**policy.**

*AHECB approval will be granted to the college/university to offer concurrent credit courses for a period not to exceed seven (7) years once the college/university has submitted a CEP proposal that has been reviewed and recommended for approval by a 3-member review team selected from a panel of reviewers agreed upon by the Concurrent Review Committee (CRC) and ADHE.*

*The initial proposal for offering concurrent credit must specify how the college/university concurrent enrollment program satisfies each component of the CEP policy by providing evidence of the following:*

**1. Faculty**

*Each college/university must have a policy for selecting faculty to teach concurrent courses that meets AHECB guidelines. Each concurrent instructor for general education courses at a minimum must hold a master's degree and have 18 graduate-level hours in the subject to be taught. Each college/university must have an official transcript on file for each instructor approved for concurrent courses which clearly indicates that the concurrent faculty member has the required academic credentials.*

*Each college/university must have a description of the orientation process for new concurrent faculty and a sample of information that is provided to concurrent faculty during orientation.*

*Each college/university must have a description of the plan to assure concurrent faculty receive appropriate professional development.*

**2. Courses**

*Each college/university must present a current list of proposed concurrent courses by course name, number (i.e. ENGL 1013), the associated Arkansas Course Transfer System (ACTS) course number, and indicate any pre-requisite courses.*

**3. Syllabi and Textbooks**

*Each college/university must have a policy regarding final approval of concurrent syllabi and textbooks.*

**4. Students**

*Each college/university must verify that students have met admission criteria for the college/university and that the process conforms to AHECB guidelines.*

*Each college/university must provide an explanation of how grades are awarded and recorded with the college/university Registrar.*

**5. Student Guide for Concurrent Enrollment**

*Each college/university must have a student guide for concurrent enrollment*

*available to students and parents that outlines the college/university and school district participation requirements; and includes information regarding syllabi, academic standing, grading, links to ACTS, academic dishonesty, transcripts, current contact information for the concurrent enrollment liaison at the college/university, drop/withdrawal from class, academic due process guidelines, use of the college/university library, and student evaluation of instruction procedures.*

**6. Faculty Guide for Concurrent Enrollment**

*Each college/university must have a faculty guide for concurrent enrollment detailing the syllabus requirements, FERPA requirements, academic dishonesty policy, grading system, access to input grades, grade changes, student academic due process, student evaluation of instruction, policy for students with disabilities, sexual harassment policy, contact information for the college/university concurrent liaison, and child maltreatment and reporting policy, non-compliance policy, and process of faculty evaluation by the academic unit head from the college/university.*

**7. Assessment**

*By academic discipline, a description of the process for assuring concurrent course content satisfies the requirements of the college/university academic unit. Examples may include common examinations, approval of concurrent tests by the college/university, common grading criteria, etc.*

**8. Evaluation**

*Each college/university will analyze its student success, persistence, and retention data to determine to what extent concurrent credit courses are leading to student success.*

**9. Memorandum of Understanding**

*The college/university must have on file a current written, signed Memorandum of Understanding with each high school with whom the college/university offers or desires to offer concurrent enrollment.*

*The Memorandum of Understanding must include the following:*

- 1. The names and addresses of the college/university and the participating school district/high school;*
- 2. Academic calendar with dates the college/university and the high school must comply;*
- 3. Guidelines and requirements for approval of instructors;*
- 4. Guidelines for approval and assessment of courses;*
- 5. Guidelines and requirements for admission and eligibility of students;*
- 6. Requirements for syllabi;*
- 7. Non-compliance statement;*
- 8. Length of time covered by the MOU and procedures for termination of MOU;*
- 9. Description of the concurrent course billing process.*

**All evidence indicating how the college/university plans to offer a concurrent enrollment program must be submitted to ADHE by June 1, 2014, (or by June 1 of a subsequent year if concurrent courses will be offered for the first time during the next academic year) for an evaluation by a review team selected from among those designated by the Arkansas Department of Higher Education to serve on the Concurrent Review Committee. The Committee members will be selected by ADHE and will serve for a three-year period.**

The CRC evaluation report will be forwarded to the Arkansas Department of Higher Education for consideration of a recommendation for AHECB approval of the institutional concurrent enrollment program.

AHECB Continued Authorization

**A college/university with AHECB initial authorization for the Concurrent Enrollment Program can offer courses for concurrent enrollment for a period of up to seven (7) years unless the AHECB requires a follow-up review within the 7-year timeframe and/or the NACEP accreditation has expired.**

A college/university that wishes to continue to offer courses for concurrent enrollment must request AHECB reauthorization or must maintain NACEP accreditation.

The request for AHECB CEP reauthorization must include documentation of the following:

1. A current Memorandum of Understanding with each high school with whom the college/university desires to offer concurrent enrollment.
2. A current list of concurrent courses offered by course name, number (i.e. ENGL 1013), the ACTS course number, and any pre-requisites courses.
3. By academic discipline, a description of the process for assuring that concurrent course content satisfies the requirements of the college/university academic unit.
4. A current list of concurrent instructors offering courses for concurrent credit including a statement that each instructor meets the minimum requirements for instruction as required by AHECB and the academic department offering the concurrent credit.
5. An explanation of how grades are awarded and recorded with the college/university Registrar.
6. An analysis of student success, persistence, and retention data to determine to what extent concurrent credit courses are leading to student success for the three years prior to the reauthorization request year.

**The information for continued authorization must be submitted to ADHE by June 1 before the expiration date of AHECB CEP initial authorization; and reviewed by a 3-member team selected by ADHE from among those designated to serve on the Concurrent Review Committee. Based on the CRC review, ADHE will make a recommendation to AHECB for continued authorization or a recommendation for discontinuation of the institutional concurrent enrollment program.**

***A college/university with NACEP accreditation must submit written documentation to ADHE of its current accreditation status within 30 days of NACEP notification of reaccreditation to maintain AHECB CEP continued authorization.***

Adopted: Agenda Item No. 19 - October 23, 1998

Revised: Agenda Item No. 38- July 23, 1999; Agenda Item No. 12-April 27, 2007;  
Agenda Item No. 2-June 28, 2011

Proposed Amendment - Agenda Item No. #-July 26, 2013

Proposed



**ASSOCIATE OF APPLIED SCIENCE IN DIGITAL MEDIA  
MID SOUTH COMMUNITY COLLEGE**

---

**ADHE Executive Staff Recommendation**

**RESOLVED**, That the Arkansas Higher Education Coordinating Board approves the Associate of Applied Science in Digital Media (CIP 09.0702, 60 semester credit hours) at Mid-South Community College, effective Fall 2013.

**FURTHER RESOLVED**, That the Coordinating Board instructs the Director of the Arkansas Department of Higher Education to inform the President and Chair of the Board of Trustees of Mid-South Community College of the approval.

**Program Justification**

The AAS in Digital Media is designed to provide students with the skills necessary for entry-level positions in advertising, graphic design, computer illustration, web design, as well as the recording industry, filming, television, and radio and internet-based companies. Students will have access to and be trained on the latest software. Additionally, they will have an opportunity to pursue Adobe certification. This proposed program will build upon an existing Certificate of Proficiency in Film and Video Production.

Graduates will be trained to design graphics, create and maintain websites, and shoot and edit video used in commercials, instructional videos, and other media. Students who complete the coursework for the proposed degree are expected to be employed in positions as media specialists; video, camera and audio technicians; web and graphic designers; broadcast and sound engineering technicians; desktop publishers; and, film, audio and video production. Salaries for these entry-level positions in Arkansas and Tennessee range from the low \$20K to upper \$30K.

The Mid-South Community College Foundation recently acquired radio station, KWEM, a historic West Memphis radio station that will provide students with invaluable experience to create programming for a live radio station while they are pursuing their degree.

A program advisory committee was formed to monitor the growth and development of this proposed program. The committee will meet twice a year and is comprised of a University of Memphis film professor, an industry professional who is a graphic designer, and a MSCC recent graduate from the CP in Film and Video Production who is pursuing a communications degree at the University of Memphis.

**Arkansas Institutions Offering Similar Program**

Pulaski Technical College

**Program Viability**

Associate Degrees – 11; 1 Non-viable (9.1%)  
AAS Advanced Manufacturing

Projected Annual Enrollment beginning Fall 2013 – 15 students

Expected Annual Graduates beginning 2016 – 12 students

## Degree Requirements

### Associate of Applied Science in Digital Media Total Semester Credit Hours – 60

ENGL 1113 English Composition I  
ENGL 1123 English Composition II (or)  
ENGL 1133 Writing for the Workplace  
ENGL 2303 Oral Communications  
*MATH xxx3 Technical Mathematics (or)*  
MATH 1113 College Algebra  
HIST 2123 U.S. History Before 1877 (or)  
HIST 2133 U.S. History After 1877 (or)  
POLS 1143 American Government  
COMP 1113 Computer Fundamentals  
CSUR 1101 College Survival Skills  
BUSN 1203 Basic Marketing  
DIGM 1033 Film & Video Production  
DIGM 1043 Audio Production  
ARTS 1013 Introduction to Film  
DIGM 1053 Screenwriting  
*DIGM 2003 Cinematography*  
*DIGM 2033 Producing & Directing*  
ISTC 1053 Introduction to Web Design  
ISTC 2123 Digital Graphics for Web  
ISTC 2266 Web Design & Methodology  
*DIGM 2073 Advanced Graphics*  
*DIGM 2042 Internet Radio*

Choose one from the following:

ARTS 1123 Introduction to Theatre (or)  
ENGL 2213 Creative Writing

*Italics – new courses*

**CERTIFICATE OF PROFICIENCY IN HOSPITALITY MANAGEMENT  
TECHNICAL CERTIFICATE IN HOSPITALITY MANAGEMENT  
ASSOCIATE OF APPLIED SCIENCE IN HOSPITALITY MANAGEMENT  
MID-SOUTH COMMUNITY COLLEGE**

---

**ADHE Executive Staff Recommendation**

**RESOLVED**, That the Arkansas Higher Education Coordinating Board approves the Certificate of Proficiency in Hospitality Management (CIP 52.0901, 18 semester credit hours); the Technical Certificate in Hospitality Management (CIP 52.0901, 32 semester credit hours); and the Associate of Applied Science in Hospitality (CIP 52.0901, 60 semester credit hours) at Mid-South Community College, effective Fall 2013.

**FURTHER RESOLVED**, That the Coordinating Board instructs the Director of the Arkansas Department of Higher Education to inform the President and Chair of the Board of Trustees of Mid-South Community College of the approval.

**Program Justification**

The Associate of Applied Science in Hospitality Management will provide students with skills and training in hospitality, management, food service and customer service. The curriculum is designed for graduates to obtain entry level jobs in restaurants as food service workers; and in lodging in sales and management. The proposed program will also provide a certificate of proficiency and technical certificate in Hospitality Management. Salaries for these entry-level positions range from the low \$20K to mid \$30K.

The proposed program grew out of meetings with Southland Park Gaming & Racing, Memphis Area Tourism & Visitor’s Bureau, Memphis Restaurant Association, and the University of Memphis that determined that a qualified hospitality workforce was needed to strengthen the tourism and entertainment industry in Crittenden County and the greater Memphis area.

In 2012, Mid-South Community College (MSCC) received a \$1,000,000 pledge from Southland Park Gaming & Racing to help establish and fund the proposed hospitality program. Southland will make annual payments of \$100,000 over a ten-year period beginning in June 2012 and ending June 2021. The funds will be used to cover faculty salary and equipment for the program.

**Arkansas Institutions Offering Similar Program**

- Arkansas State University – Beebe
- National Park Community College
- Northwest Arkansas Community College
- Pulaski Technical College

**Program Viability**

Certificates of Proficiency –21;	2 Non-viable (9.6%)
	CP Advanced Manufacturing
	CP Web Design
Technical Certificates – 7;	1 non-viable (14.3%)
	TC Advanced Manufacturing
Associate Degrees – 11;	1 non-viable (9.1%)
	AAS Advanced Manufacturing

Projected Annual Enrollment beginning Fall 2013 – 15 students

Expected Annual Graduates beginning 2018 – 12 students

**Program Requirements**

**Certificate of Proficiency in Hospitality Management**

**Total Semester Credit Hours – 18**

- HMGT 1003 Introduction to Hospitality Management*
- HMGT 1033 Hotel, Lodging and Housekeeping Management*
- HMGT 1043 Professionalism in Hospitality*
- HMGT 1143 Food Service Management*
- HMGT 1413 Gaming and Casino Management*
- HMGT 2003 Service Industry Structure and Leadership*

**Technical Certificate in Hospitality Management**

**Total Semester Credit Hours – 32**

- ENGL 1113 English Composition I
- ENGL 2303 Oral Communications
- MATH 1113 College Algebra (or)
- MATH Xxx3 Technical Mathematics*
- CSUR 1101 College Survival Skills
- COM 1113 Computer Fundamentals
- HMGT 1143 Food Service Management*
- HMGT 2023 Food and Beverage Cost Control*
- HMGT 2043 Hospitality Human Resources Management*
- HMGT 2064 Principles of Food Prep*
- HMGT 2153 Restaurant Layout & Design*
- HMGT 2203 Beverage Management*

**Associate of Applied Science in Hospitality Management**

**Total Semester Credit Hours – 60**

- ENGL 1113 English Composition I
- ENGL 1123 English Composition II
- ENGL 2303 Oral Communications
- MATH 1113 College Algebra (or)
- MATH xxx3 Technical Mathematics*
- xxx3 Social Science Elective
- COM 1113 Computer Fundamentals
- CSUR 1101 College Survival Skills
- ECON 2213 Macro Economics (or)
- ECON 2223 Micro Economics
- BUSN 1423 Accounting I
- HMGT 1003 Introduction to Hospitality Management*
- HMGT 1033 Hotel, Lodging and Housekeeping Management*
- HMGT 1043 Professionalism in Hospitality*
- HMGT 1123 Hospitality Information Systems*
- HMGT 1143 Food Service Management*

*HMGT 1213 Accounting Systems in the Hospitality Industry*  
*HMGT 1513 Nutrition and Menu Planning*  
*HMGT 2003 Service Industry Structure and Leadership*  
*HMGT 2023 Food and Beverage Cost Control*  
*HMGT 2041 Hospitality Internship*  
*HMGT 2064 Principles of Food Preparation*  
*HMGT xxx3 Hospitality Elective*

*Italics – new courses*

**BACHELOR OF ARTS IN POLITICAL SCIENCE  
UNIVERSITY OF ARKANSAS - FORT SMITH**

---

**ADHE Executive Staff Recommendation**

**RESOLVED**, That the Arkansas Higher Education Coordinating Board approves the Bachelor of Arts in Political Science (CIP 45.1001, 120 semester credit hours) at the University of Arkansas - Fort Smith, effective Fall 2013.

**FURTHER RESOLVED**, That the Coordinating Board instructs the Director of the Arkansas Department of Higher Education to inform the President and Chair of the Board of Trustees of the University of Arkansas System and the Chancellor of the University of Arkansas - Fort Smith of the approval.



**Program Justification**

The Bachelor of Arts in Political Science will prepare students to enter careers in public/government service, international relations, and business. Additionally, some graduates will pursue law school or graduate programs in Political Science or Public Administration. The new degree will be housed and supported by existing faculty in the Department of History, Geography, Political Science, Philosophy, and Religious Study in the College of Humanities and Social Sciences. Existing faculty, equipment, classroom space, and facilities are adequate to implement the program. Environmental Policy and International Law are additional course offerings that are planned for the next academic year. Additional faculty will be hired in the next two to three years as these courses are implemented and more students pursue the proposed degree.

Currently, the University of Arkansas-Fort Smith (UAFS) offers a minor in Political Science. In the Fall of 2012, 27 students indicated political science as his/her minor. A survey of students of the Fall of 2011 and 2012, indicated an interest in a Political Science major. In the past, the majority of UAFS students who wished to pursue a Bachelor's in Political Science have transferred to the University of Arkansas, Fayetteville, Arkansas Tech University, the University of Central Arkansas or institutions in Oklahoma. The implementation of this degree will allow UAFS to retain students in this discipline.

**Arkansas Institutions Offering Similar Program**

Arkansas State University-Jonesboro  
 Arkansas Tech University  
 Henderson State University  
 Southern Arkansas University-Magnolia  
 University of Arkansas, Fayetteville  
 University of Arkansas at Little Rock  
 University of Arkansas at Monticello  
 University of Arkansas at Pine Bluff  
 University of Central Arkansas

**Program Viability**

Bachelor's Degrees – 30; Non-Viable - 0

Projected Annual Enrollment beginning Fall 2013 – 18 students

Expected Annual Graduates beginning 2018 – 15 students

## Degree Requirements

### Bachelor of Arts in Political Science

**Total Semester Credit Hours – 120**

#### General Education Requirement - 35 Semester Credit Hours

ENGL	1203	Composition I
ENGL	1213	Composition II
BIOL	1153	Biological Science
BIOL	1151	Biological Science Lab
CHEM	1403	College Chemistry
CHEM	1401	College Chemistry Lab
MATH	1403	College Algebra
HIST	2753	United States History I
HIST	2763	United States History II
HUMN	2563	Humanities Through the Arts
PHIL	2753	Introduction to Philosophy
SPCH	1203	Introduction to Speech
PSYC	1163	General Psychology

#### Political Science Program Requirements – 30 Semester Credit Hours

POLS	2753	American National Government
POLS	2853	State and Local Government
POLS	3103	Comparative Political Institutions
POLS	3123	The American Presidency
POLS	3133	The U.S. Congress
POLS	3143	The US. Supreme Court
POLS	490V	Political Science: Special Topics (can repeat for maximum of 9 SCH)
POLS	4953	Political Science Internship

#### Student chooses 9 SCH from below:

POLS	3113	Public Policy
POLS	3153	International Relations
POLS	3403	Political Philosophy
POLS	4103	American Campaigns & Elections
POLS	3603	Public Administration

#### Additional Degree Requirements – 46 Semester Credit Hours

SPAN	1304	Beginning Spanish I
SPAN	1314	Beginning Spanish II
SPAN	2803	Intermediate Spanish
HIST	3803	Methods of Historical Research
STAT	2503	Probability & Statistics I
CJ	1013	Introduction to Criminal Justice
CJ	1253	Criminology
CJ	2603	Courts & Criminal Justice
CJ	3213	Criminal Investigations
CJ	3913	Drugs and Crime

- CJ 4933 Administrative Concepts in Law Enforcement
- xx11 Minor and electives to be selected with advisor; must include 12 SCH of upper level courses

**INSTITUTIONAL CERTIFICATION ADVISORY COMMITTEE  
RESOLUTIONS**

---

**ADHE Executive Staff Recommendation**

**Initial Program Certification-Distance Technology**

**RESOLVED**, That pursuant to ACA §6-61-301, the Arkansas Higher Education Coordinating Board (AHECB) grants initial certification to the institutions listed on pages 1-6 to offer the specified degree programs to Arkansas residents by distance technology or at an AHECB approved site in Arkansas for a period of three years through December 31, 2016.

**FURTHER RESOLVED**, That the Director of the Arkansas Department of Higher Education is authorized to notify the administration of said institutions that the certification of the degree programs requires the institution to notify the Arkansas Department of Higher Education whenever any of the following occurs: (1) major reorganization of the controlling body; (2) changes in the charter or incorporation documents of the institution; or (3) changes in the method of operation of the institution's programs in Arkansas.

**FURTHER RESOLVED**, That the Coordinating Board instructs the Director to notify the administration of said institutions that any advertisement or published materials using the name of the Arkansas Higher Education Coordinating Board or the Arkansas Department of Higher Education must contain the following statement:

Arkansas Higher Education Coordinating Board certification does not constitute an endorsement of any institution or program. Such certification merely indicates that certain criteria have been met as required under the rules and regulations implementing institutional and program certification as defined in Arkansas Code §6-61-301.

American University, Washington, DC

State Authorization: State Council of Higher Education for Virginia,  
Office of State Superintendent of Education for the District of Columbia  
Regional Accreditation: Middle States Higher Education Commission

Master of Arts in International Relations

Argosy University

State Authorization: California Bureau for Private Postsecondary Education  
Regional Accreditation: Western Association of Schools and Colleges

Bachelor of Science in Information Technology  
Master of Science in Human Services

Master of Science in Management  
Master of Science in Service Sector Management

Arizona State University, Scottsdale, Arizona

State Authorization: Arizona Board of Regents

Regional Accreditation: Higher Learning Commission of the North Central Association of Colleges and Schools

Bachelor of Applied Science in Internet and Web Development  
Bachelor of Arts in Art History  
Bachelor of Arts in Business Communication  
Bachelor of Arts in English  
Bachelor of Arts in Film and Media Studies  
Bachelor of Arts in Philosophy  
Bachelor of Science in Family and Human Development  
Bachelor of Science in Food Industry Management  
Bachelor of Science in Graphic Information Technology  
Bachelor of Science in Health Sciences  
Bachelor of Science in Technological Entrepreneurship and Management  
Master of Advanced Study in American Media and Popular Culture  
Master of Healthcare Innovation  
Master of Liberal Arts

Art Institute of Pittsburgh, Pittsburgh, Pennsylvania

State Authorization: Pennsylvania Department of Education

Pennsylvania Office of Postsecondary and Higher Education

Regional Accreditation: Middle States Commission on Higher Education

Associate of Applied Science in Graphic Design  
Associate of Applied Science in Kitchen and Bath Design  
Associate of Applied Science in Photography  
Associate of Applied Science in Web Design and Interactive Media

Colorado Technical University, Colorado Springs, Colorado

State Authorization: State of Colorado Department of Higher Education

Regional Accreditation: Higher Learning Commission of the North Central Association of Colleges and Schools

Master of Science in Homeland Security

Everest University, Florida; Campuses in Pompano Beach and Tampa

State Authorization: Florida Commission for Independent Education

National Accreditation: Accrediting Council for Independent Colleges and Schools

Associate of Applied Science in Applied Management  
Bachelor of Science in Computer Science  
Master of Business Administration

Master of Science in Criminal Justice

Franklin University, Columbus, Ohio

State Authorization: Ohio Board of Regents

Regional Accreditation: Higher Learning Commission of the North Central Association of Colleges and Schools

Master of Science in Computer Science

ITT Technical Institute, Carmel, Indiana – Little Rock Campus

State Authorization: Indiana Board of Proprietary Education

Indiana Commission on Higher Education

Regional Accreditation: Accrediting Council for Independent Colleges and Schools

Associate of Applied Science in Software Development

Associate of Applied Science in Industrial Engineering Technology

Bachelor of Science in Software Development

Liberty University, Lynchburg, Virginia

State Authorization: Virginia Council of Education

Regional Accreditation: Southern Association of Colleges and Schools

Master of Information Systems

Master of Science in Criminal Justice

Master of Science in Sport Management

Doctor of Business Administration

National American University, Rapid City, South Dakota

State Authorization: South Dakota Board of Regents

Regional Accreditation: Higher Learning Commission of the North Central Association of Colleges and Schools

Associate of Applied Science in Health and Beauty Management

Bachelor of Science in Business Administration

National University, La Jolla, California

State Authorization: California Bureau for Private Postsecondary Education

Regional Accreditation: Western Association of Colleges and Schools

Master of Arts in Human Behavior

Master of Fine Arts in Creative Writing

South University, Savannah, Georgia

State Authorization: Georgia Nonpublic Postsecondary Education Commission

Regional Accreditation: Southern Association of Colleges and Schools

Program Accreditation: Commission on Collegiate Nursing Education

Associate of Science in Accounting  
Associate of Science in Criminal Justice  
Master of Public Health  
Master of Science in Information Systems and Technology  
Master of Science in Leadership  
RN to Master of Science in Nursing  
Doctor of Business Administration  
Doctor of Nursing Practice

Trident University International, Cypress, California

State Authorization: California Bureau for Private Postsecondary Education  
Regional Accreditation: Western Association of Colleges and Schools

Bachelor of Science in Business Administration  
Bachelor of Science in Computer Science  
Bachelor of Science in Health Science  
Bachelor of Science in Human Resource Management  
Bachelor of Science in Information Technology Management

University of New Haven, West Haven, Connecticut

State Authorization: Connecticut Board of Governors for Higher Education  
Regional Accreditation: New England Association of Schools and Colleges

Master of Science in Sports Management

Victory University, Memphis, Tennessee

State Authorization: Tennessee Higher Education Commission  
Regional Accreditation: Southern Association of Colleges and Schools

Bachelor of Arts in English  
Bachelor of Arts in History  
Bachelor of Arts in Liberal Studies

**Initial Program Certification-Distance Technology  
New Institutions**

Case Western Reserve University, Cleveland, Ohio

State Authorization: Ohio Board of Regents  
Regional Accreditation: Higher Learning Commission of the North Central Association  
of Colleges and Schools  
Program Accreditation: Council on Social Work Education

Master of Science in Social Administration

Cox College, Springfield, Missouri

State Authorization: Missouri Department of Higher Education

Regional Accreditation: Higher Learning Commission of the North Central Association of Colleges and Schools

Program Accreditation/Approval: Commission on Collegiate Nursing Education, Missouri State Board of Nursing

Bachelor of Science in Diagnostic Imaging

RN to Bachelor of Science in Nursing

Master of Science in Nursing

Courses:

BIOL 207 Anatomy and Physiology Refresher

BIOL 302 Nutrition

NRSI 200 Introduction to Professional Nursing

NRSI 306 Aging and the Older Adult

NRSI 410 Nursing Capstone Course

George Washington University, Washington, D.C.

State Authorization: Office of State Superintendent of Education for the District of Columbia

Regional Accreditation: Middle States Commission on Higher Education

Master of Public Health

Missouri State University, Springfield, Missouri

State Authorization: Missouri Department of Higher Education

Regional Accreditation: Higher Learning Commission of the North Central Association of Colleges and Schools

Program Accreditation/Approval: Commission on Collegiate Nursing Education, Missouri State Board of Nursing

Bachelor of Arts in Communication Degree Completion (125 semester credit hours total required)

Courses offered by Distance Technology:

COM 115 Fundamentals of Public Speaking

MED 120 Mass Media and Society

COM 209 Survey of Communication Theory

COM 328 Persuasion

COM 336 Communication in Organizations

COM 495 Communication Internship

COM 597 Studies in Communication Theory and Practice

COM 499 Senior Seminar

Bachelor of Science in Nursing Degree Completion

Master of Science in Nursing: Nurse Educator

Graduate Certificate in Writing for Television and Film

Post-Master's Nurse Educator Certificate



Post University, Waterbury, Connecticut

State Authorization: State of Connecticut Office of Higher Education

Regional Accreditation: New England Association of Colleges and Schools

Undergraduate Certificate in Paralegal Studies

Bachelor of Science in Business Administration

Bachelor of Science in Computer Information Systems

Bachelor of Science in Criminal Justice

Bachelor of Science in Human Services

Bachelor of Science in Psychology

Bachelor of Science in Sport Management

Master of Business Administration

Master of Public Administration

Texas Christian University, Fort Worth, Texas

State Authorization: Texas Education Agency

Regional Accreditation: Southern Association of Colleges and Schools

Program Accreditation/Approval: Commission on Collegiate Nursing Education, Texas Board of Nurse Examiners

Master of Liberal Arts

Doctor of Nursing Practice

Doctor of Nursing Practice–Anesthesia

University of Cincinnati, Cincinnati, Ohio

State Authorization: Ohio Board of Regents

Regional Accreditation: Higher Learning Commission of the North Central Association of Colleges and Schools

Program Accreditation/Approval: Commission on Collegiate Nursing Education, Ohio Board of Nursing

Bachelor of Science in Health Information Management Degree Completion

Bachelor of Science in Medical Laboratory Sciences Degree Completion

Post-Baccalaureate Certificate in Behavioral Analysis

Master of Science in Criminal Justice

Master of Science in Nursing

University of North Dakota, Grand Forks, North Dakota

State Authorization: North Dakota State Board of Higher Education

Regional Accreditation: Higher Learning Commission of the North Central Association of Colleges and Schools

Distance Technology Degree Completion at Southern Arkansas University-Magnolia

Bachelor of Science in Chemical Engineering

Bachelor of Science in Mechanical Engineering

## LETTERS OF NOTIFICATION

---

The Director of the Arkansas Department of Higher Education (ADHE) has approved the following program requests since the April 2013 AHECB meeting. According to AHECB policy 5.11, program actions approved by the ADHE Director must be included on the AHECB meeting agenda prior to initiation and may require further review by the Coordinating Board.

### **Arkansas Northeastern College**

#### Program – New

#### **Certificate of Proficiency in Patient Care Technology** (CIP 51.0899; 16 credit hours; Fall 2013)

AH	16076	Nursing Assistant
AH	16011	Medical Terminology <b>or</b>
OT	21093	Medical Terminology for Transcription
AH	16006	Phlebotomy
AH	16053	Introduction to ECG and Rhythm Strip Monitoring

#### **Certificate of Proficiency in General Industrial Technology**

EL	15003	Basic Electricity I
ES	15003	Industrial Safety Administration
MT	15003	Introduction to Manufacturing
XX		Approved Electives (7 credit hours)

#### Curriculum Modification

#### **Certificate of Proficiency in Air Conditioning and Refrigeration** (DC 1480; July 2013)

Program hours increased from 15 to 16 credit hours  
Course addition: Approved elective (1 credit hour)

#### **Certificate of Proficiency in Industrial Electrical Systems** (DC 4815; July 2013)

Program hours increased from 15 to 16 credit hours  
Approved elective credit hours increased from 3 to 4 credit hours

#### **Certificate of Proficiency in General Aviation** (DC 4357; July 2013)

Program hours increased from 16 to 17 credit hours  
AV 15142 increased from 2 to 3 credit hours

#### **Welding Technology** (DC 4905; July 2013)

Program hours decreased from 17 to 16 credit hours  
Welding electives decreased from 8 to 7 credit hours

#### **Medical Transcription** (DC 4560; July 2013)

Program hours increased from 12 to 18 credit hours  
Courses added: OT 1003 Beginning Keyboarding  
OT 4560 Medical Transcription

### **Arkansas State University-Beebe**

#### Program – New

#### **Certificate of Proficiency in Agricultural Mechatronics** (CIP Code 47.0699; 10 credit hours; Fall 2013)

JDAT	1023	JD Controls and Instrumentation
JDAT	1004	JD Agricultural Electrical Systems
JDAT	1XX3	Agricultural Hydraulics

**Certificate of Proficiency in Advanced Agricultural Mechatronics** (CIP Code 47.0699; 15 credit hours; Fall 2013)

JDAT	1003	JD Air Quality Systems
JDAT	2003	Harvesting Equipment
JDAT	1014	Tractor Power Trains
JDAT	1033	JD Consumer Products and Systems

**Technical Certificate in Agricultural Systems and Controls** (CIP Code 47.0699; 29 credit hours; Fall 2013)

ENG	1003	Freshman English I
MATH	1013	Technical Math
JDAT	1023	JD Controls and Instrumentation
JDAT	1004	JD Agricultural Electrical Systems
JDAT	1XX3	Agricultural Hydraulics
JDAT	1003	JD Air Quality Systems
JDAT	2003	Harvesting Equipment
JDAT	1014	Tractor Power Trains
JDAT	1033	JD Consumer Products and Systems

**Technical Certificate in Mechanical Drafting** (CIP Code 15.1301; 24 credit hours; Fall 2013)

ENG	1003	Freshman English I
ENG	1013	Freshman English II
MATH	1013	Technical Math A
EGT	1004	Computer-Aided Engineering Graphics
EGT	1233	Introduction to GIS
EGT	1114	Intermediate Drafting
EGT	2134	Introduction to Inventor

**Technical Certificate in Pre-Health Care Studies** (CIP Code 51.1199; 31 credit hours; Fall 2013)

ENG	1003	Freshman English I
ENG	1013	Freshman English II
MATH	1013	Technical Mathematics or higher
BIOL	1014	Principles of Biology
BIOL	2104	Microbiology
CHEM	1014	General Chemistry I
ZOOL	1014	Basic Human Anatomy and Physiology
ZOOL	2004	Human Anatomy & Physiology I
ZOOL	2014	Human Anatomy & Physiology II
BIOL	2103	Nutrition
CIS	1503	Microcomputer Applications I
HIST	2763	The United States to 1876
HIST	2773	The United States since 1876
POSCI	2103	US Government
PSY	2013	General Psychology
SOC	2213	Principles of Sociology

**Arkansas State University-Jonesboro**Curriculum Modification

## Building Level/Principal Track Program of Study

Course Additions:	XXXX	XXX3 Administration and Supervision of Special Education
	XXXX	XXX3 Planning and Resource Allocation

Program Reconfiguration*Italics = New courses*

Bachelor of Science in Biological Sciences (DC 2301) **reconfigured to create BS in Biotechnology** (CIP Code 26.0101; 120 credit hours; August 2013; *BS in Biological Sciences will not be deleted.*)

General Education (36 credit hours)

ENG	1003	Composition I
ENG	1013	Composition II
SCOM	1203	Oral Communication
MATH	2194	Survey of Calculus
CHEM	1013/1011	Chemistry I/Lab
BIO	1303/1301	Biology of Animals/Lab or
BIO	1503/1501	Biology of Plants/Lab
HIST	2763	US History to 1876 or
HIST	2773	US History since 1876) or
POSC	2103	American Government
ECON	2333	Economic Issues and Concepts
XXXX	XXX3	Fine Arts Elective
XXXX	XXX3	Humanities
XXXX	XXX3	Social Science

Major Courses

BIO	2013/2011	Biology of the Cell/Lab
<i>BIO</i>	<i>2042</i>	<i>Biotechnology in a Global Society</i>
BIO	3013/3011	Genetics/Lab
BIO	4104	Microbiology
<i>BIO</i>	<i>4164</i>	<i>Molecular Biology</i>
<i>BIO</i>	<i>4053</i>	<i>Applications in Biotechnology</i>
BIO	4133/4131	Cell Biology/Lab
<i>BIO</i>	<i>4063</i>	<i>Biosafety and Ethics in Research</i>
<i>BIO</i>	<i>4152</i>	<i>Laboratory in BioTechniques I</i>
<i>BIO</i>	<i>4154</i>	<i>Laboratory in BioTechniques II</i>
<i>BIO</i>	<i>4033</i>	<i>Bioinformatics and Applications</i>
CHEM	1023/1021	General Chemistry II/Lab
CHEM	3103/3101	Organic Chemistry I/Lab
CHEM	3113/3111	Organic Chemistry II/Lab
CHME	4243	Biochemistry
PHYS	2054	General Physics I
PHYS	2064	General Physics II
MATH	3233	Applied Statistics
MATH	2194	Survey of Calculus

Elective Courses (13 credit hours)

BIO	1303/1301	Biology of Animals/Lab <b>or</b>
BIO	1503/1501	Biology of Plants/Lab
BIO	4103	Virology <b>or</b>
BIO	4113	Immunology
BIO	5123	Human Genetics or
AGRI	4523	Agricultural and Industrial Biotechnology
MGMT	3123	Principles of Management <b>or</b>
MGMT	3183	Entrepreneurship

Program – Reconfiguration*Italics - New Courses*

Bachelor of Science in Radio and Television (DC 3090) and Bachelor of Science in Journalism (DC 2810) **reconfigured to create Bachelor of Science in Multimedia Journalism** (CIP Code 09.0499; 120 credit hours; July 2013; *BS Radio and Television and BS in Journalism will be deleted*)

## Program Requirements

First Year Making Connections Course (3 credit hours)

UCC	1013	Making Connections
-----	------	--------------------

General Education Requirements (35 credit hours)

## Communication (6 credit hours)

ENG	1003	Composition I <b>and</b>
ENG	1013	Composition II
Math (3 credit hours)		
MATH	1023	College Algebra
MATH	1054	Pre-calculus Mathematics
Science (8 credit hours)		
Biology (4 credit hours)		
BIOL	1003/1001	Biological Science/Laboratory
BIOL	1033/1001	Biology of Sex/Laboratory
BIOL	1043/1001	Plants and People/Laboratory
BIOL	2013/2011	Biology of the Cell/Laboratory
BIOL	2203/2201	Anatomy and Physiology I/Lab
BIOL	2223/2221	Anatomy and Physiology II/Lab
Physical Science (4 credit hours)		
CHEM	1013/1011	General Chemistry I/Lab
CHEM	1043/1041	Fundamental Concepts of Chemistry/Lab
GEOL	1003/1001	Environmental Geology/Lab
PHSC	1203/1201	Physical Science/Lab
PHSC	1014	Energy and Environment
PHYS	1103/1101	Introduction to Space Science/Lab
PHYS	2034	University Physics I
PHYS	2054	General Physics I
Fine Arts and Humanities (6 credit hours)		
ART	2503	Fine Arts-Visual
MUS	2503	Fine Arts-Musical
THEA	2503	Theatre
Humanities (3 credit hours)		
ENG	2003	Introduction to World Literature I
ENG	2013	Introduction to World Literature II
PHIL	1103	Introduction to Philosophy
Social Sciences (3 credit hours)		
HIST	2763	United States History to 1876
HIST	2773	United States History since 1876
POSC	2103	Introduction to US Government
Departmental Option (3 credit hours)		
3 credit hours chosen by Advisor from Communication, Fine Arts and Humanities, or Social Sciences.		
<u>College of Media and Communication Core Courses (10 credit hours)</u>		
COMS	1203	Oral Communication
MCOM	1003	Mass Communication in Modern Society
MCOM	2053	Introduction to Visual Communications
MCOM	3001	Professional Seminar
<u>Major Requirements (22 credit hours)</u>		
CMP	2313	Multimedia Production
JOUR	2013	Multimedia Reporting
JOUR	3363	Communications Research
JOUR	4053	Advanced Reporting
JOUR	4123	Media Management and Entrepreneurship
MCOM	1001	Media Grammar and Style
MCOM	2003	Media Writing
MCOM	4703	Communications Law and Ethics
<u>Emphasis Area</u>	9-12 credit hours	
<u>College Electives</u>	6-9 credit hours from the College of Media and Communication	
<u>Minor</u>	18-21 credit hours in areas outside the College of Media and Communication	
<u>Open Electives</u>	14-17 credit hours	

Bachelor of Science in Radio and Television (DC 3090) and Bachelor of Science in Journalism (DC 2810) **reconfigured to create Bachelor of Science in Creative Media Production** (CIP Code 09.0799; 120 credit hours; July 2013; *BS Radio and Television and BS in Journalism will be deleted*)

Program Requirements

First Year Making Connections Course (3 credit hours)

UCC 1013 Making Connections

General Education Requirements (35 credit hours)

Communication (6 credit hours)

ENG 1003 Composition I **and**

ENG 1013 Composition II

Math (3 credit hours)

MATH 1023 College Algebra

MATH 1054 Pre-calculus Mathematics

Science (8 credit hours)

Biology (4 credit hours)

BIOL 1003/1001 Biological Science/Laboratory

BIOL 1033/1001 Biology of Sex/Laboratory

BIOL 1043/1001 Plants and People/Laboratory

BIOL 2013/2011 Biology of the Cell/Laboratory

BIOL 2203/2201 Anatomy and Physiology I/Lab

BIOL 2223/2221 Anatomy and Physiology II/Lab

Physical Science (4 credit hours)

CHEM 1013/1011 General Chemistry I/Lab

CHEM 1043/1041 Fundamental Concepts of Chemistry/Lab

GEOL 1003/1001 Environmental Geology/Lab

PHSC 1203/1201 Physical Science/Lab

PHSC 1014 Energy and Environment

PHYS 1103/1101 Introduction to Space Science/Lab

PHYS 2034 University Physics I

PHYS 2054 General Physics I

Fine Arts and Humanities (6 credit hours)

ART 2503 Fine Arts-Visual

MUS 2503 Fine Arts-Musical

THEA 2503 Theatre

Humanities (3 credit hours)

ENG 2003 Introduction to World Literature I

ENG 2013 Introduction to World Literature II

PHIL 1103 Introduction to Philosophy

Social Sciences (3 credit hours)

HIST 2763 United States History to 1876

HIST 2773 United States History since 1876

POSC 2103 Introduction to US Government

College of Media and Communication Core Courses (10 credit hours)

COMS 1203 Oral Communication

MCOM 1003 Mass Communication in Modern Society

MCOM 2053 Introduction to Visual Communications

MCOM 3001 Professional Seminar

Major Requirements (22 credit hours)

CMP 2313 Multimedia Production

JOUR 3363 Communications Research

JOUR 4123 Media Management and Entrepreneurship

MCOM 1001 Media Grammar and Style

MCOM 2003 Media Writing

MCOM 4703 Communications Law and Ethics

Emphasis Area 9-15 credit hours

<u>College Electives</u>	6 credit hours from the College of Media and Communication
<u>Minor</u>	18-21 credit hours in areas outside the College of Media and Communication
<u>Open Electives</u>	14-17 credit hours

Bachelor of Science in Radio and Television (DC 3090) and Bachelor of Science in Journalism (DC 2810) **reconfigured to create Bachelor of Science in Strategic Communications** (CIP Code 09.0999; 120 credit hours; July 2013; *BS Radio and Television and BS in Journalism will be deleted*)

Program Requirements

First Year Making Connections Course (3 credit hours)

UCC 1013 Making Connections

General Education Requirements (35 credit hours)

Communication (6 credit hours)

ENG 1003 Composition I **and**

ENG 1013 Composition II

Math (3 credit hours)

MATH 1023 College Algebra

MATH 1054 Pre-calculus Mathematics

Science (8 credit hours)

Biology (4 credit hours)

BIOL 1003/1001 Biological Science/Laboratory

BIOL 1033/1001 Biology of Sex/Laboratory

BIOL 1043/1001 Plants and People/Laboratory

BIOL 2013/2011 Biology of the Cell/Laboratory

BIOL 2203/2201 Anatomy and Physiology I/Lab

BIOL 2223/2221 Anatomy and Physiology II/Lab

Physical Science (4 credit hours)

CHEM 1013/1011 General Chemistry I/Lab

CHEM 1043/1041 Fundamental Concepts of Chemistry/Lab

GEOL 1003/1001 Environmental Geology/Lab

PHSC 1203/1201 Physical Science/Lab

PHSC 1014 Energy and Environment

PHYS 1103/1101 Introduction to Space Science/Lab

PHYS 2034 University Physics I

PHYS 2054 General Physics I

Fine Arts and Humanities (6 credit hours)

ART 2503 Fine Arts-Visual

MUS 2503 Fine Arts-Musical

THEA 2503 Theatre

Humanities (3 credit hours)

ENG 2003 Introduction to World Literature I

ENG 2013 Introduction to World Literature II

PHIL 1103 Introduction to Philosophy

Social Sciences (3 credit hours)

HIST 2763 United States History to 1876

HIST 2773 United States History since 1876

POSC 2103 Introduction to US Government

College of Media and Communication Core Courses (10 credit hours)

COMS 1203 Oral Communication

MCOM 1003 Mass Communication in Modern Society

MCOM 2053 Introduction to Visual Communications

MCOM 3001 Professional Seminar

Major Requirements (16 credit hours)

JOUR 3363 Communications Research

AD 4003 Account Planning and Management

MCOM 1001 Media Grammar and Style

MCOM 2003	Media Writing
MCOM 4703	Communications Law and Ethics
SCOM 3143	Strategic Writing
SCOM 3553	Strategic Visual Communications <b>or</b>
SCOM 4213	Social Media in Strategic Communications
<u>Emphasis Area</u>	15 credit hours
<u>Communication Electives/Specializations</u>	9 credit hours
<u>Minor</u>	18-21 credit hours in areas outside the College of Media and Communication
<u>Open Electives</u>	13-16 credit hours

Program – New Emphasis**Broadcast Journalism Emphasis** (9 credit hours; Fall 2013)

JOUR 3003	Reporting for Electronic Media
JOUR 3103	Electronic News Gathering
JOUR 4343	News Production and Performance

**Photojournalism Emphasis** (12 credits hours; Fall 2013)

AD 3193	Advanced Photography
JOUR 3043	Photography
JOUR 3093	Photojournalism
JOUR 4013	Advanced Photojournalism

**News Editorial Emphasis** (9 credit hours; Fall 2013)

JOUR 3043	Photography
JOUR 3063	News Editing
JOUR 3073	News Design

**Sports Reporting Emphasis** (9 credit hours; Fall 2013)

CMP 3573	Sports Production
JOUR 4083	Sport, Business and Opinion Writing
JOUR 4573	Sportscasting

**Audio/Video Production Emphasis** (15 credit hours; Fall 2013)

CMP 2353	Audio and Video Production
CMP 3343	Advanced Radio Practicum <b>or</b>
CMP 4383	Advanced Television Production
CMP 3353	Field and Post Production
CMP 4353	Corporate Media Production
CMP 4483	Broadcast Graphics

**Sports Production Emphasis** (12 credit hours; Fall 2013)

CMP 3573	Sports Production
CMP 4563	Sports Programming
CMP 4573	Sportscasting
MCOM 4063	Internship

**Narrative Media Emphasis** (12 credit hours; Fall 2013)

CMP 3403	Screenwriting for Narrative Motion Pictures
CMP 3503	Film Cinematography, Lighting and Editing
CMP 4303	Advanced Filmmaking Techniques
MCOM 4063	Internship

**Graphic Communication Emphasis** (15 credit hours; Fall 2013)

GCOM 1813	Introduction to Digital Publishing
GCOM 2673	Digital Prepress
GCOM 3603	Graphic Production Systems
GCOM 3673	Desktop Publishing and Publication Design
GCOM 4643	Graphic Communications Management

**Advertising Emphasis** (15 credit hours; Fall 2013)

AD 3023	Principles of Advertising
AD 3033	Advertising Elements and Execution
AD 3333	Media Advertising and Sales



AD	4033	Advertising Case Studies and Campaigns
PR	3003	Public Relation Principles <b>or</b>
PR	4113	Integrated Marketing Communications
<b>Public Relations Emphasis</b> (15 credit hours; Fall 2013)		
AD	3023	Principles of Advertising <b>or</b>
PR	4113	Integrated Marketing Communications
PR	3003	Principles of Public Relations
PR	3013	Public Relations Tools and Techniques
PR	4013	Practicum in Public Relations
PR	4033	Public Relations Case Studies and Campaigns

**Arkansas State University-Mountain Home**

**Technical Certificate in Funeral Directing** (CIP Code 12.0302; 31 credit hours; August 2013)

ENG	1003	Composition I
ENG	1013	Composition II
SPCH	1003	Oral Communication
CPT	0113	FUS Applied Math or higher level math course
CIS	1203	Introduction to Computers
ACC	1013	Accounting for Funeral Science
FUS	1022	History/Ethics/Sociology
FUS	1143	Business and Funeral Service Law
FUS	2223	Management Merchandising
FUS	2242	Funeral Directing
FUS	2253	Funeral Service Psychology and Counseling

Curriculum Modification - Course Addition

**Associate of Applied Science in Nursing (DC 0710; 61 credit hours; Fall 2013)**

Course Addition: NURS 2011 Applied College Math for Nurses

**Associate of Applied Science in Funeral Services (DC 0508; 62 credit hours; Fall 2013)**

Course Addition: FUS 1001 Funeral Service Internship I  
FUS 2001 Funeral Service Internship

**Arkansas State University-Newport**

Program - Name Change

Technical Certificate in Diesel Mechanics (DC 4460; 42 credit hours) **changed to Diesel Technology** (August 2013)

Program Reconfiguration - New

Certificate of Proficiency in Welding (DC 4895) **reconfigured to create Certificate of Proficiency in Construction Welding** (CIP Code 48.0508; 14 credit hours; August 2013; CP in Welding will be deleted)

Program Requirements

MATH	1013	Mathematical Applications
WELD	1304	Introduction to SMAW
WLED	2304	Advanced SMAW
WELD	2613	Welding Technology

Certificate of Proficiency in Welding (DC 4895) **reconfigured to create Certificate of Proficiency in Manufacturing Welding** (CIP Code 48.0508; 14 credit hours; August 2013; CP in Welding will be deleted)

Program Requirements

MATH	1013	Mathematical Applications
WELD	1204	Introduction to MIG Welding
WELD	1404	Introduction to TIG Welding
WELD	2204	Advanced MIG Welding

Certificate of Proficiency in Advanced Manufacturing (DC 4719) **reconfigured to create Certificate of Proficiency in Manufacturing Engineering Technology** (CIP Code 15.0613; 12 credit hours; August 2013; *CP in Advanced Manufacturing will be deleted*)

TECH	1023	Industrial Mechanical Maintenance
TECH	1033	Computer Aided Design
TECH	1043	Principles of Industrial Hydraulics
TECH	1053	Basic Electrical Schematics and Motor Controls

Technical Certificate in Advanced Manufacturing Technology (DC 5719) reconfigured to create **Technical Certificate in Manufacturing Engineering Technology** (CIP Code 15.0613; 34 credit hours; August 2013; *TC in Advanced Manufacturing will be deleted*)

ENG	1233	Technical Composition
MATH	1013	Mathematical Applications
PHSC	1203/1201	Physical Science/Lab
TECH	1023	Industrial Mechanical Maintenance
TECH	1033	Computer Aided Design
TECH	1043	Principles of Industrial Hydraulics
TECH	1053	Basic Electrical Schematics and Motor Controls
TECH	1063	Principles of Industrial Automation
TECH	1073	Mechatronics
TECH	1083	Industrial Motor Controls and PLC's
TECH	1093	Industrial Process Controls

#### Curriculum Modification

**Technical Certificate in Diesel Technology** (DC 4460; 42 credit hours; August 2013)

Course Deletions:

DT 1031 Anti-Lock Brakes replaced by DT 1032 Brakes/ABs

Course Additions:

DT 1107 Commercial Driver Training

Course hour reductions:

DT 1002 Service and Maintenance changed to 1 credit hour (DT1001)

DT 1022 Trailer Suspension/Brake changed to 1 credit hour (DT 1021)

DT 1512 Applications Lab I changed to 1 credit hour (DT 1511)

DT 1522 Applications Lab II changed to 1 credit hour (DT 1521)

DT 1532 Applications Lab III changed to 1 credit hours (DT 1531)

DT 1552 HVAC Service and Diagnostics changed to 1 credit hour (1551)

**Technical Certificate in Computer Networking Technology** (DC 2151; 33 credit hours; August 2013)

Course Deletion                      CNT1603              Wireless LAN's

Course Addition                      CNT2223              Introduction to Network Security

#### **Arkansas Tech University**

Existing Program via Distance Delivery

\*Distance Courses

**Associate of Arts** (DC 0060; 60 credit hours; August 2013)

Institutional Requirement (1-3 credit hours)

CSP      1013      Principles of Collegiate Success

TECH    1001      Orientation to the University

English (6 credit hours)

ENGL    1013      Composition I

ENGL    1023      Composition II

Mathematics (3 credit hours)

MATH    1003      College Mathematics **or**

MATH    1113      College Algebra

Science (8 credit hours)

BIOL 1014 Introduction to Biological Sciences  
 PHSC 1013 Introduction to Physical Science  
 PHSC 1021 Physical Science Laboratory

US History or Government (3 credit hours)

HIST 1903 Survey of American History **or**  
 HIST 2003 US History I **or**  
 HIST 2013 US History II **or**  
 POLS 2003 American Government

Social Sciences, Fine Arts/Humanities, Speech Communication (15 credit hours)

(Complete one of the following options with the courses listed below):

**Option 1:**

Social Sciences - 6 hours  
 Fine Arts and Humanities - 6 hours  
 Speech Communications - 3 hours

**Option 2:**

Social Sciences - 6 hours  
 Fine Arts and Humanities - 9 hours

**Option 3:**

Social Sciences - 9 hours  
 Fine Arts and Humanities - 6 hours

**Speech Communication Courses**

SPH 1003 Introduction to Speech Communication  
 SPH 2173 Business and Professional Speaking

**Social Sciences Courses**

ANTH 1213 Introduction to Anthropology  
 ANTH 2003 Cultural Anthropology  
 ECON 2003 Principles of Economics I  
 ECON 2013 Principles of Economics II  
 GEOG 2013 Regional Geography of the World  
 HIST 1503 World Civilization I  
 HIST 1513 World Civilization II  
 HIST 1903 Survey of American History  
 HIST 2003 U.S. History I  
 HIST 2013 U.S. History II  
 POLS 2003 American Government  
 PSY 2003 General Psychology  
 SOC 1003 Introductory Sociology

**Fine Arts and Humanities Courses**

ENGL 2003 Introduction to World Literature  
 ENGL 2013 Introduction to American Literature  
 ENGL 2173 Introduction to Film  
 MUS 2003 Introduction to Music  
 PHIL 2003 Introduction to Philosophy

***In addition to taking any of the above courses not used to satisfy a General Education requirement, students can complete the Electives requirements of the degree entirely online with existing courses, such as the following examples:***

ACCT 2003 Accounting Principles I  
 CJ 2003 Introduction to Criminal Justice  
 CJ 2033 Social Problems  
 CJ 2043 Crime and Delinquency  
 COMS 1003 Introduction to Computer Based Systems  
 COMS 1333 Web Publishing I  
 COMS 2003 Microcomputer Applications  
 EAM 1003 Living in a Hazardous Environment  
 EAM 1013 Aim and Scope of Emergency Management

- ENGL 2053 Technical Writing
- ENGL 2213 Introduction to Drama
- PSY 2023 Consumer Psychology
- RP 2133 Introduction to Travel and Tourism
- SPAN 1014 Beginning Spanish I
- SPAN 1024 Beginning Spanish II
- SPAN 2014 Intermediate Spanish I
- SPAN 2024 Intermediate Spanish II

**Cossatot Community College of the University of Arkansas**

Partnership/Transfer Agreement

**Associate of Science in Aviation** (60 semester credit hours, CIP 49.0101, Fall 2013) transfer degree to **Henderson State University Bachelor of Science in Aviation – Professional Pilot Track** (DC 2290; 123 semester credit hours)

General Education (35 semester credit hours)

- ENGL 1113 Composition I
- ENGL 1123 Composition II
- SPCH 1113 Principles of Speech
- MATH 1023 College Algebra
- MATH 2043 Trig & Analytical Geometry
- BIOL 1014 General Biology
- PHYS 2044 College Physics
- PSCI 2003 American Government
- HIST 1003 Western Civilizations to 1700 (or)
- HIST 1013 Western Civilizations since 1700
- xxx3 Social Science Elective
- xxx3 Fine Arts Elective

CCCUA requirements (7 semester credit hours)

- BUS 1003 Micro Computer Applications
- PHED xxx1 PE Elective
- SPD 1003 Success Strategies

HSU requirement (3 semester credit hours)

- ENGL 2213 World Literature

Technical Core (15 semester credit hours)

- AVN 1013 Fundamentals of Aeronautics
- AVN 1021 Introduction of Aeronautics Lab
- AVN 1161 Private Pilot Certification
- AVN 1171 Private Pilot Lab
- AVN 1403 Fundamentals of Aeronautics II
- AVN 2263 Air Traffic Control
- AVN 2393 Aviation Weather

**HSU Bachelor of Science in Aviation – Professional Pilot Track Requirements**

63 semester credit hours to be completed at HSU

- PHY 2044 General Physics II & Lab
- AVN 2213 Aviation Safety
- AVN 2031 Commercial Pilot Certification
- AVN 2051 Comm/Instrument Lab I
- AVN 2413 Reg's & Pub's
- AVN 2491 Comm/Instrument Lab II
- AVN 3071 Instrument Pilot Certification
- AVN 3501 Comm/Instrument Lab III
- AVN 3233 Aircraft System Theory
- AVN 3243 Powerplant Theory
- AVN 3253 Aviation Legislation
- AVN 3383 Commercial Prep & Proc I

AVN	3433	Commercial Prep & Proc II
AVN	3511	Comm/Instrument Lab IV
AVN	4521	Comm/Instrument Lab V
AVN	4101	CFI Lab
AVN	4131	Multiengine Operations
AVN	4223	Advanced Aerodynamics
AVN	4333	CFI Practicum
AVN	4341	CFI Certification
AVN	4421	Multiengine Pilot Lab
AVN	4483	Advanced Technology & Automation
	xxx3	Non-Western Culture
ENG	xxx3	Upper Level Writing Course
	xx12	Jr/Sr Minor/Elective

**CCCUA/HSU Transfer Agreement**

- HSU will accept all 60 semester credit hours required for the AS in Aviation completed by the CCCUA students with grades of “C” or better without prejudice.
- Sixty-three semester credit hours in addition to the AS in Aviation-Professional Pilot will be required for completion of the HSU BS in Aviation-Professional Pilot.
- Program admission requirements differ from college and university admission requirements. Admission to the university does not guarantee admission to the program.
- Adjunct faculty hired by HSU to teach HSU courses on the CCCUA campus will be paid by HSU at HSU adjunct rates. HSU has the sole responsibility for the quality of courses taught by its faculty.
- Adjunct faculty hired by CCCUA to teach transferable CCCUA courses will be paid at the CCCUA adjunct rates. CCCUA has the sole responsibility for the quality of courses taught by its faculty.
- The MOU will be reviewed biennially. The first review period will be Spring 2015-Spring 2016.
- If the agreement is to be modified, notice will be given by either party one semester in advance of anticipated changes.
- The Department of Aviation will serve as the MOU reviewing body for HSU.
- The agreement may be cancelled by either party with one semester advance notification with specific plans to teach out the student cohort(s).

**Cossatot Community College of the University of Arkansas**

Partnership/Transfer Agreement

**Associate of Science in Physical Education, Wellness, and Leisure** (62 semester credit hours, CIP 13.1314, Fall 2013) transfer degree to **Henderson State University Bachelor of Science Education-Physical Education, Wellness, and Leisure** (DC 3940; 124 semester credit hours)

General Education (36 semester credit hours)

ENGL	1113	Composition I
ENGL	1123	Composition II
SPCH	1113	Principles of Speech
MATH	1023	College Algebra
BIOL	1014	General Biology
CHEM	1014	Introduction to Chemistry
PSCI	2003	American Government
HIST	1003	Western Civilizations to 1700
PSY	2003	Introduction to Psychology
FA	2003	Introduction to Fine Arts – Art (or)
FA	2013	Introduction to Fine Arts – Music
BIOL	2304	Kinesiology (3 semester credit hours)

CCCUA requirements (3 semester credit hours)

SPD	1003	Success Strategies
-----	------	--------------------

HSU requirement (23 semester credit hours)

ENGL	2213	World Literature to 1650 (or)
ENGL	2223	World Literature Since 1650
MED	1803	Basic Human A & P

EDUC	2003	Introduction to Education
EDUC	2013	Technology for Teaching
EDUC	2103	Child Growth & Development
HPE	1350	Orientation to PEWL
HPE	2083	Health & Physical Education Principles
HPR	2663	Motor Development
HPE	2xx1	Methods
HPE	2xx1	Methods

### **HSU BSE-Physical Education, Wellness, and Leisure Requirements**

#### 62 semester credit hours to be completed at HSU

	xxx3	Non-western Culture
ATP	2043	Prevention & Treatment/CPR
EDU	2000L	Teacher Education Orientation
HPE	2xx1	Leis/Social Recreation
HPE	2xx1	Leis/Social Recreation
HPE	2xx1	Leis/Social Recreation
HPE	2xx1	Team Sports
HPE	2xx1	Team Sports
SPE	3013	Psychology of Exceptional Child
ENG	3313	University Writing
HPE	3293	Measurement & Evaluation for Health & PE
HPE	3502	Health & Fitness for Young Children
HPE	4072	Adapted PE
HPE	4143	Activity & Sport Program Management
HPE	4183	Methods of Teaching Healthy Decisions I: Nutrition, Drugs & Disease
HPE	4193	Methods of Teaching Healthy Decisions II: Family, Relationships & Human Sexuality
HPE	4113	Practicum for Teaching School Health Education
EDUC	4123	Education Psychology
EDUC	4213	Internship Secondary PE
EDUC	4256	Internship – Clinical
EDUC	4333	Internship – Elementary PE
EDUC	4113	Classroom Management
EDUC	4373	Exercise Physiology
HPE	4603	Special Methods

### **CCCUA/HSU Transfer Agreement**

- HSU will accept all 60 semester credit hours completed by the CCCUA students with grades of “C” or better without prejudice.
- Sixty-two semester credit hours in addition to the AS in Physical Education, Wellness, and Leisure will be required for the BSE in Physical Education, Wellness, and Leisure.
- Program admission requirements differ from college and university admission requirements. Admission to the university does not guarantee admission to the program.
- Adjunct faculty hired by HSU to teach HSU courses on the CCCUA campus will be paid by HSU at their adjunct rates. HSU has the sole responsibility for the quality of courses taught by its faculty.
- Adjunct faculty hired by CCCUA to teach transferable CCCUA courses will be paid at the CCCUA adjunct rates. CCCUA has the sole responsibility for the quality of courses taught by its faculty.
- The MOU will be reviewed biennially. The first review period will be Spring 2015-Spring 2016.
- If the agreement is to be modified, notice will be given by either party one semester in advance of anticipated changes.
- The HSU Department of Health, Physical Education, and Recreation will serve as the reviewing body for the MOU agreement. The program will continue subject to review.
- The agreement may be cancelled by either party with one semester advance notification with specific plans to teach out the student cohort(s).

**Henderson State University**Program – New Emphasis**Entrepreneurship Emphasis** (CIP Code 52.0701; 18 credit hours)

GBU	4213	Introduction to Entrepreneurship
GBU	4223	Applied Entrepreneurship
MGM	4143	Small Business Management
MGM	4023	Human Resource Management
MGM	4193	International Business
XXX	XXX3	Advanced Business Elective

Bachelor of Science in Physics (DC 3030) **reconfigured to create Bachelor of Science in Engineering Physics** (CIP Code 14.1201; 120 credit hours; August 2013; *BS in Physics will not be deleted*)

**General Education (45 credit hours)**English/Writing (6 credit hours)

ENG	1463	Freshman English A
ENG	1473	Freshman English B <b>or</b>
ENG	1803	Freshman English – Honors

Communication (3 credit hours)

COM	2013	Oral Communications
-----	------	---------------------

Mathematics (3 credit hours)

MTH	1033	Mathematics for Liberal Arts
MTH	1083	Mathematics through Practical Applications
MTH	1213	Algebra for the Elementary and Middle Grades
MTH	1243	College Algebra
MTH	1253	Plane Trigonometry
MTH	1273	Pre-calculus Mathematics
<i>MTH</i>	<i>XXXX</i>	<i>Any mathematics courses more advanced than Pre-calculus</i>

Physical Well-Being (1 credit hour)

HPR	1011	Lifetime Fitness Concepts
HPR	1XX1	PE Activity
HPR	XXXX	<i>An HPR methods course may satisfy the one hour activity course. MSC 1011 Introduction to ROTC or MSC 1021 Introduction to Leadership will satisfy the requirement for the HPR activity course. One year or more of active duty military service will satisfy the Physical Well-Being requirement.</i>

Fine Arts and Humanities (6 credit hours)

Choose one course for the following:

ENG	2013	World Literature I
ENG	2023	World Literature II
ENG	2683	Masters of Western Literature
ENG	2793	Honors Masters of Western Literature

Choose one course for the following:

ART	2033	Humanities: Art
ART	2603	Humanities: Studio Art
HUM	2093	Honors Fine Arts
MUS	2033	Humanities: Music
MUS	4363	Music History (for music majors) <b>or</b>
MUS	4373	Music History (for music majors)
THA	2033	Humanities: Theatre Arts

Social Sciences (9 credit hours)

Choose one course for the following:

HIS	1013	World Civilization to 1660
HIS	1023	World Civilization since 1660
HIS	1043	Honors World Civilization since 1660

Choose one course for the following:

HIS	2053	US History to 1865
-----	------	--------------------

HIS	2063	US History since 1865
PSC	1013	American National Government
Choose one course for the following:		
ANT	2013	Introduction to Cultural Anthropology
ECO	2013	Macroeconomics
ECO	2023	Microeconomics
GEO	1023	Introduction to Geography
GEO	2163	World Geography
PSC	1023	State and Local Government
PSY	1013	General Psychology
PSY	1073	Honors General Psychology
SOC	1013	Introduction to Society

*Or any Civilization, US History, or American Government course listed above not used to fulfill another requirement. No more than nine hours of HIS courses can count toward the core.*

**Natural Science** (8 credit hours)

Choose one course from the following:

BIO	1013/1021	Introduction to Biology /Lab
BIO	2104	General Botany
BIO	2114	General Zoology
CHM	1004	Introduction to Chemistry
CHM	1014	University Chemistry I
CHM	1034	General Chemistry Non-Majors
PHY	1024	Introduction to Astronomy
PHY	2034	General Physics I
PHY	2234	University Physics I

**Non-Western Culture** (3 credit hours)

Choose one course from the following:

ANT	3043	North American Indian
ANT	4053	World Cultures
ART	4103	Art of the Non-western World
EDU	4543	Teaching People of Other Cultures
ENG	3043	Non-western Literature
GEN	4083	Study Abroad: Non-western (requires travel)
GEO	3173	Geography of the Pacific
HIS	4673	Asian Civilizations
HIS	4683	The Modern Middle East
HIS	4693	African History
HPR	3973	History and Philosophy of Non-western Leisure, Culture, Wellness and Sport
MUS	3473	Survey of Nonwestern Music
NSG	3643	Transcultural Health Care
PHI	3023	Religions of the World
PHY	4293	Non-western Cosmology
PSC	4233	Comparative Politics in the Middle East
PSC	4243	Comparative Politics in Africa
PSC	4253	South Asian Politics
PSY	3043	Cross-Cultural Psychology
PSY	3053	Multicultural Mental Health
SOC	4063	World Cultures
THA	3483	Theatre of the Non-western World

**Electives** (6 credit hours from the following)

FSC	2103	Nutrition
FRE	1013	French I (or any higher level French)
GER	1013	German I (or any higher level German)
HUM	2153	Introduction to Women's and Gender Studies
PHI	2013	Introduction to Philosophy



PHI	2083	Honors Introduction to Philosophy
PHI	3113	Ethics
PHI	4043	Ancient Philosophy
PHI	4053	Modern Philosophy
SPA	1013	Spanish I (or any higher level Spanish)

*Or any course listed in the Liberal Arts Core that has not been used to fulfill any other category.*

#### **Major Courses (36 credit hours)**

PHY	2234	University of Physics I
PHY	2244	University of Physics II
PHY	3083	Mechanics
PHY	3103	Modern Physics
PHY	3473	Computational Physics
EGR	1411	Engineering Graphics
EGR	2363	Statics
EGR	3464	Electric Circuits
EGR	3434	Digital Electronics
EGR	4443	Embedded Microprocessors
EGR	4261	Engineering Design
PHY	XXX3	Upper Level Elective

#### **Directed Electives (21-24 credit hours)**

##### **Minor (15-18 credit hours)**

The BS in Engineering Physics will prepare students for employment in engineering-related fields, as well as prepare them for entrance into engineering programs. Currently ATU has the only BS in Engineering program in the state.

Bachelor of Arts in Sociology (DC 1780), Bachelor of Science in Human Services (DC 2770) and Criminal Justice minor **reconfigured to create Bachelor of Arts in Criminal Justice** (CIP Code 43.0104; 120 credit hours; Fall 2013; *BA in Sociology, BS in Human Services and Criminal Justice Minor will not be deleted.*)

#### **General Education (45 credit hours)**

##### English/Writing (6 credit hours)

ENG	1463	Freshman English A
ENG	1473	Freshman English B <b>or</b>
ENG	1803	Freshman English – Honors

##### Communication (3 credit hours)

COM	2013	Oral Communications
-----	------	---------------------

##### Mathematics (3 credit hours)

MTH	1033	Mathematics for Liberal Arts
MTH	1083	Mathematics through Practical Applications
MTH	1213	Algebra for the Elementary and Middle Grades
MTH	1243	College Algebra
MTH	1253	Plane Trigonometry
MTH	1273	Pre-calculus Mathematics
MTH	XXXX	<i>Any mathematics courses more advanced than Pre-calculus</i>

##### Physical Well-Being (1 credit hour)

HPR	1011	Lifetime Fitness Concepts
HPR	1XX1	PE Activity
HPR	XXXX	<i>An HPR methods course may satisfy the one hour activity course. MSC 1011 Introduction to ROTC or MSC 1021 Introduction to Leadership will satisfy the requirement for the HPR activity course. One year or more of active duty military service will satisfy the Physical Well-Being requirement.</i>

##### Fine Arts and Humanities (6 credit hours)

Choose one course for the following:

ENG	2013	World Literature I
ENG	2023	World Literature II
ENG	2683	Masters of Western Literature

ENG	2793	Honors Masters of Western Literature
Choose one course for the following:		
ART	2033	Humanities: Art
ART	2603	Humanities: Studio Art
HUM	2093	Honors Fine Arts
MUS	2033	Humanities: Music
MUS	4363	Music History (for music majors) <b>or</b>
MUS	4373	Music History (for music majors)
THA	2033	Humanities: Theatre Arts

Social Sciences (9 credit hours)

Choose one course for the following:

HIS	1013	World Civilization to 1660
HIS	1023	World Civilization since 1660
HIS	1043	Honors World Civilization since 1660

Choose one course for the following:

HIS	2053	US History to 1865
HIS	2063	US History since 1865
PSC	1013	American National Government

Choose one course for the following:

ANT	2013	Introduction to Cultural Anthropology
ECO	2013	Macroeconomics
ECO	2023	Microeconomics
GEO	1023	Introduction to Geography
GEO	2163	World Geography
PSC	1023	State and Local Government
PSY	1013	General Psychology
PSY	1073	Honors General Psychology
SOC	1013	Introduction to Society

*Or any Civilization, US History, or American Government course listed above not used to fulfill another requirement. No more than nine hours of HIS courses can count toward the core.*

Natural Science (8 credit hours)

Choose one course from the following:

BIO	1013/1021	Introduction to Biology /Lab
BIO	2104	General Botany
BIO	2114	General Zoology
CHM	1004	Introduction to Chemistry
CHM	1014	University Chemistry I
CHM	1034	General Chemistry Non-Majors
PHY	1024	Introduction to Astronomy
PHY	2034	General Physics I
PHY	2234	University Physics I

Non-Western Culture (3 credit hours)

Choose one course from the following:

ANT	3043	North American Indian
ANT	4053	World Cultures
ART	4103	Art of the Non-western World
EDU	4543	Teaching People of Other Cultures
ENG	3043	Non-western Literature
GEN	4083	Study Abroad: Non-western (requires travel)
GEO	3173	Geography of the Pacific
HIS	4673	Asian Civilizations
HIS	4683	The Modern Middle East
HIS	4693	African History
HPR	3973	History and Philosophy of Non-western Leisure, Culture, Wellness and Sport
MUS	3473	Survey of Nonwestern Music

NSG	3643	Transcultural Health Care
PHI	3023	Religions of the World
PHY	4293	Non-western Cosmology
PSC	4233	Comparative Politics in the Middle East
PSC	4243	Comparative Politics in Africa
PSC	4253	South Asian Politics
PSY	3043	Cross-Cultural Psychology
PSY	3053	Multicultural Mental Health
SOC	4063	World Cultures
THA	3483	Theatre of the Non-western World

Elective (6 credit hours from the following)

FSC	2103	Nutrition
FRE	1013	French I (or any higher level French)
GER	1013	German I (or any higher level German)
HUM	2153	Introduction to Women's and Gender Studies
PHI	2013	Introduction to Philosophy
PHI	2083	Honors Introduction to Philosophy
PHI	3113	Ethics
PHI	4043	Ancient Philosophy
PHI	4053	Modern Philosophy
SPA	1013	Spanish I (or any higher level Spanish)

*Or any course listed in the Liberal Arts Core that has not been used to fulfill any other category.*

Major Courses (21 credit hours)

CRJ	2013	Introduction to the Criminal Justice System
SOC/CRJ	3103	Statistics
SOC/CRJ	3133	Juvenile Delinquency
CRJ	3513	Criminal Procedure
CRJ	4023	Criminal Law
CRJ	4093	Criminology
SOC/CRJ	4213	Research Methods

Option 1: Classroom Based and Required Capstone (15 credit hours)

SOC/CRJ	4323	Senior Thesis
---------	------	---------------

## CRJ Electives (6 credit hours)

SOC/CRJ	2053	Criminal Justice Training
SOC/CRJ	3163	Collective Behavior
SOC/CRJ	3343	Deviant Behavior
SOC/CRJ	4xx3	Special Topics
SOC/CRJ	4503	Domestic Violence

Directed Electives (6 credit hours)

Under advisement, students may select 18 credit hours of directed electives from the following programs:

Sociology, Human Services, Psychology, and Political Science:

SOC	2023	Social Problems
SOC	2193	Racial and Cultural Minorities
PSC	3053	American Constitutional Development
PSC	3213	Judicial Process
PSC	4063	Public Administration
PSC	4173	Civil Liberties
PSY	XXX3	Forensic Psychology
HS	2013	Introduction to Human Services
HS	4043	Human Behavior and the Social Environment

Foreign Language (6-12 credit hours)

Credit in two or more languages will not satisfy the requirement. Students must complete six (6) hours in intermediate level or above of a principal modern foreign language. The Foreign Language Department may require pre-requisites before enrolling in intermediate or higher level courses. Students may select these courses to satisfy electives.

Option 2: Practicum (15 credit hours)

The required Practicum "Block" can be taken only after completing all program requirements and elective courses.

CRJ	3033	Methods I
CRJ	4066	Field Experience
CRJ	4076	Field Experience

Electives (6-12 credit hours)Minor (21 credit hours)

Master of Science in Education in Educational Leadership (DC 6920) **reconfigured to create Master of Science in Education in Educational Technology Leadership via distance technology** (CIP Code 13.0401; 30 credit hours; Fall 2013; *(MSE in Educational Leadership will not be deleted)*)

*Italics=New Course; \*Distance Courses*

EDL	6123	*Research for Educational Practitioners
EDL	6623	*Curriculum Strategies for Educational Leaders
EDL	6333	*School Finance and Resource Management
EDL	6453	*Educational Law and Political Systems
EDL	6693	*Technology for School Leaders
EDL	7703	*Integrating Technology
EDL	7713	*Technology Communications
EDL	7473	*Leadership in Curriculum and Instruction
EDL	7723	*Technology for District Administrators
EDL	6553	*21 <sup>st</sup> Century Skills in Educational Technology

Program – New

**Graduate Certificate in Educational Technology Leadership via distance technology** (CIP Code 13.0401; 15 credit hours; Fall 2013)

*Italics=New Course; \*Distance Courses*

EDL	6623	*Curriculum Strategies for Educational Leaders
EDL	6693	*Technology for School Leaders
EDL	7703	*Integrating Technology
EDL	7713	*Technology Communications
EDL	6553	*21 <sup>st</sup> Century Skills in Educational Technology

Inactive status

Master of Science in Education in Reading (DC 5880; August 2013)

**Mid-South Community College**Partnership/Transfer Agreement

**Associate of Science in Hospitality Management** (61 semester credit hours, CIP 52.0901, Fall 2013) **transfer degree to the University of Memphis Bachelor of Arts in Hospitality and Resort Management** (121 semester credit hours)

General Education Core – 35 Semester Credit Hours

ENGL	1113	English Composition I
ENGL	1123	English Composition II
ENGL	2303	Oral Communications
ENGL	2153	World Literature I (or)
ENGL	2163	World Literature II
MATH	1113	College Algebra (or)
MATH	2103	Survey of Calculus

Science (8 semester credit hours required, select 2 and lab from below)

BIOL	1114	General Biology
BIOL	1110	General Biology Lab
CHEM	1314	Chemistry I
CHEM	1310	Chemistry I Lab

PSCI	1214	Physical Science
PSCI	1210	Physical Science Lab
PSCI	1254	Physics
PSCI	1250	Physics Lab
HIST	2123	U.S. History Before 1877 (or)
HIST	2133	U.S. History After 1877
HIST	1153	World Civilization I
HIST	1163	World Civilization II
	xxx3	History/Social Science Elective
	xxx3	Fine Arts/Humanities Elective

Foreign Language Requirement – 6 Semester Credit Hours

xxx3	Spanish I
xxx3	Spanish II

Business Core – 3 Semester Credit Hours

BUSN	1423	Accounting I
------	------	--------------

MSCC Requirements – 1 Semester Credit Hour

CSUR	1101	College Survival Skills
------	------	-------------------------

Hospitality Technical Core – 16 Semester Credit Hours

<i>HMGT</i>	<i>1003</i>	<i>Introduction to Hospitality Management</i>
<i>HMGT</i>	<i>1033</i>	<i>Hotel, Lodging and Housekeeping Management</i>
<i>HMGT</i>	<i>1143</i>	<i>Food Service Management</i>
<i>HMGT</i>	<i>1213</i>	<i>Accounting Systems in the Hospitality Industry</i>
<i>HMGT</i>	<i>2064</i>	<i>Principles of Food Preparation</i>

**University of Memphis Bachelor of Arts in Hospitality and Resort Management Requirements**

60 semester credit hours to be completed at the University of Memphis

University of Memphis Bachelor of Arts Requirements – 9 semester credit hours

MATH	xxx3	Mathematics/Natural Science
	xxx3	Humanities (upper division)
	xxx3	Fine Arts (B.A. requirement)

Business Core – 12 semester credit hours

ECON	2020	Introduction to Microeconomics
MIS	2749	Management Information Systems
MKTG	3010	Principles of Marketing
HPRM	3130	Hospitality Law, Ethics

Hospitality & Resort Management Core – 32 semester credit hours

HPRM	3315	Hospitality Human Resource Management
HPRM	3320	Hospitality Industry Revenue Management & Pricing
HPRM	4340	Information Technology for Hospitality & Resort Management
HPRM	4350	Properties Development & Planning
HPRM	4911	Hospitality Internship
HPRM	3911	Pre-Internship Seminar in Hospitality (1semester credit hour)
HPRM	4320	Hospitality Services Marketing
HPRM	4322	Advanced Food & Beverage Management
HPRM	4331	Advanced Resort & Lodging Management
HPRM	4620	Hospitality Operational Analysis
HPRM	4700	Integrative Leadership Challenge for the Hospitality Industry
HPRM	2004	Distinguished Speaker Series Event (1 semester credit hour)

Hospitality & Resort Management Electives – 7 semester credit hours

HPRM	xxx7	Hospitality Electives
------	------	-----------------------

*Italics = New courses***MSCC/UM Transfer Agreement**

- Students who complete the 61 semester credit hour Associate of Science (AS) in Hospitality Management at Mid-South Community College will be accepted as transfer students at the University of Memphis Bachelor of Arts (BA) in Hospitality and Resort Management program.

- Upon successful completion of the following requirements, the BA with a major in Hospitality and Resort Management will be awarded by the University of Memphis to holders of the AS in Hospitality Management from MSCC:
  - 42 upper division credit hours successfully completed at the University of Memphis;
  - a minimum of 30 of the final 60 credit hours required for the degree taken at the University of Memphis;
  - a final, cumulative grade point average of at least 2.0 with a 2.0 grade point average in the major; and,
  - all other University of Memphis degree requirements in accordance with the attached articulation description.
- Decisions relating to articulation, class content, or other curricular matters will be subject to the oversight by the Chief Academic Officers, or their designees, at each institution.
- Academic advising will be the joint responsibility of the two institutions.
- Promotion plans and materials will be subject to approval by each institution.
- Amendments to this agreement must be in writing and approved by the designated representative of each institution.
- Either party may terminate this agreement for cause by giving written notice to the designated representative at least 90 days prior to the commencement of the new academic term; however, this agreement will apply to students currently in the program.
- Each party assures that it will not discriminate against any individual including, but not limited to, employees or applicants for employment and/or students because of race, religion, creed, color, sex, age, disability, national origin, or veteran status.
- The law of the State of Tennessee shall apply to this Memorandum of Understanding.

**National Park Community College**

Curriculum Modification

**Technical Certificate in Practical Nursing** (DC 4660; 46 credit hours; Fall 2013)

Course Deletion                      Course Addition PNP 1232 Nutrition deleted

**NorthWest Arkansas Community College**

Program –Emphasis, Option, Concentration, Track-New

**Green Technology Option** (CIP Code 15.0507; 14-18 credit hours; August 2013)

*Italics = New courses*

*BLDG 1002 Green Building OR*  
*BLDG 1004 Energy Auditor*  
*HVAC 2004 Fundamentals of Indoor Air Systems*  
*HVAC 2014 Controls as Applied to Indoor Systems*  
*HVAC 2024 Applied Indoor Systems*

Program - New

**Certificate of Proficiency in Cinematic Studies** (CIP Code 50.0409; 18 credit hours; Fall 2013)

ART 1313 Design I  
 ART 2363 Graphic Design I  
 ART 2833 Video Production and Editing  
 ART 2863 Digital Photography  
 MUSI 1903 Studio Recording I  
 COMM 1313 Film Arts

**Pulaski Technical College**

Program – New

*Italics = New courses*

**Certificate of Proficiency in Basic Baking** (CIP Code 12.0501; 15 credit hours; Fall 2013)

BAK 1302 Basic Pastry Techniques  
 BAK 1303 Cakes and Cake Decoration  
 BAK 1304 Baking II

**Certificate of Proficiency in Basic Pastry Techniques** (CIP Code 12.0501; 15 credit hours; Fall 2013)

- CUL 1301 Applied Foodservice Station
- BAK 1301 Baking I
- BAK 1302 Basic Pastry Techniques
- BAK 1304 Baking II
- BAK 2302 Advanced Pastry Techniques

**Certificate of Proficiency in Cake Decorating** (CIP Code 12.0501; 15 credit hours; Fall 2013)

- CUL 1301 Applied Foodservice Station
- BAK 1301 Baking I
- BAK 1303 Cakes and Cake Decoration
- BAK 1307 Centerpiece Cakes
- BAK 2303 Advanced Wedding Cake Production

**Certificate of Proficiency in Basic Food Preparation** (CIP Code 12.0503; 15 credit hours; Fall 2013)

- CUL 1301 Applied Foodservice Sanitation
- CUL 1302 Food Production I
- CUL 1303 Food Production II
- CUL 1304 Stocks, Soups, and Sauces
- CUL 2303 Meat and Seafood

**Certificate of Proficiency in Professional Study of Spirits and Mixology** (CIP Code 12.0599; 15 credit hours; Fall 2013)

- HOS 2303 Wine Studies
- HOS 2304 Dining Room Operations
- HOS XXXX Professional Mixology, Level 1*
- HOS 2316 Professional Study of Spirits and Distillation, Level 2

**Certificate of Proficiency in Wine Studies and Service** (CIP Code 12.0599; 15 credit hours; Fall 2013)

- CUL 1301 Applied Foodservice Station
- HOS 2303 Wine Studies
- HOS 2304 Dining Room Operations
- HOS 2311 Intermediate Wine and Spirits
- HOS 2318 Food and Wine Pairing

**Certificate of Proficiency in Hospitality and Tourism** (CIP Code 52.0901; 15 credit hour; Fall 2013)

- HOS 1301 Introduction to Hospitality
- HOS 2309 Lodging Operations
- HOS 2310 Fundamentals of Tourism
- HOS 2311 Hospitality Marketing and Sales
- HOS XXXX Tourism Niche Studies*

**Certificate of Proficiency in Restaurant Operations** (CIP Code 52.0901; 15 credit hours; Fall 2013)

- CUL 1301 Applied Foodservice Station
- HOS 1301 Introduction to Hospitality
- HOS 2302 The Restaurant Industry
- HOS 2304 Dining Room Operations
- HOS 2313 Food and Beverage Management

**Certificate of Proficiency in Food Purchasing** (CIP Code 52.0901; 15 credit hours; Fall 2013)

- CUL 1301 Applied Foodservice Station
- CUL 1302 Food Production I
- HOS 1302 Product ID and Quantity Food Purchasing*
- HOS 2302 The Restaurant Industry
- HOS 2306 Hospitality-Related Practicum

**Curriculum Modification**

**Technical Certificate in Pre-Health Care Studies** (DC 2510; 24 credit hours; Summer 2013)

- Course Addition: CNA 1007 Nursing Assistant

**Southern Arkansas University-Tech**

Program – Name Change and CIP Code Change

Associate of Applied Science in Technology (DC 0840; CIP Code 15.9999) **changed to Associate of Applied Science in General Technology** (CIP Code 47.0399; 60 credit hours; effective July 2013)

**University of Arkansas-Fort Smith**

Program – Name Change

Certificate of Proficiency in Computer-Aided Drafting and Design (DC 4485) **changed to Certificate of Proficiency in Computer Graphic Technology** (Fall 2013)

Technical Certificate in Computer-Aided Drafting and Design (DC 4490) **changed to Technical Certificate in Computer Graphic Technology** (Fall 2013)

Associate of Applied Science in Computer-Aided Drafting and Design (DC 0425) **changed to Associate of Applied Science in Computer Graphic Technology** (Fall 2013)

Program – Concentration – New

*Italics = new courses*

**Survey Technology Concentration** (CIP 15.1302; 23 credit hours; Fall 2013)

CGT	1004	Introduction to Geographic Information Systems
CGT	1104	GPS Mapping Fundamentals
CGT	1234	Engineering Graphics I
CGT	1644	3D Visualization
CGT	2744	CAD-2D Design Level I
ITC	1353	Logic and Design for Information Technology

Program – Minor - New

*Italics = new courses*

**Minor in Resources Interpretation** (18 credit hours; Summer 2013)

RINT	3503	Basic Skills in Interpretation
RINT	3513	Interpretation Planning
RINT	3523	Communicating Through Exhibits

Select one of the following Tracks

Heritage Resources Track (select 9 hours from the following)

RINT	3903	Methods of Heritage Site Interpretation
RINT	4573	Conservation of Heritage Resources
RINT	4533	Heritage Interpretation Travel Seminar
RINT	4953	Resources Interpretation Internship

National Resources Track (select 9 hours from the following)

RINT	3913	Method of Natural Resources Interpretation
RINT	4563	Natural Resources Interpretation Travel Seminar
RINT	4953	Resources Interpretation Internship

**University of Arkansas at Little Rock**

Program – Concentration – New via distance technology

*Italics = new courses*

**Reading Specialist Concentration via distance technology** (12 credit hours; Fall 2013)

READ	7356	Practicum in Reading
READ	7370	Advanced Practicum in Reading
READ	7357	Seminar in Reading
READ	7354	Literacy in the Content Areas

*Pending Arkansas Department of Education Review*

**Literacy and Culture Concentration via distance technology** (12 credit hours; Fall 2013)

MCED	7316	Adolescent Literature
------	------	-----------------------



*Read* 7310 *Literacy, Language and Culture*  
 READ 7348 Teaching, Writing Process in Schools  
 READ 7354 Literacy in the Content Areas  
*Pending Arkansas Department of Education Review*

**Literacy Intervention Concentration via distance technology**

READ 7340 Best Practices in Literacy Instruction  
 READ 7344 Intervention Designs for Struggling Readers  
 READ 7245 Advanced Practicum in Intervention Models  
 READ 7354 Literacy in the Content Areas  
*Pending Arkansas Department of Education Review*

**University of Arkansas for Medical Sciences**

Program - New Option via Distance Delivery

*Italics=New Course; \*Distance Course*

**Associate Degree in Nursing to Bachelor of Science in Nursing (ADN to BSN) Option via distance delivery** (DC 4240; CIP Code 51.3801; 15 credit hours; Fall 2013)

XX XXX3 *\*Informatics*  
 XX XXX3 *\*Cultural Competency*  
 XX XXX3 *\*Professionalism*  
 XX XXX6 *Capstone/Clinical*

**University of Arkansas Community College at Batesville**

Curriculum Modification

**Technical Certificate in Practical Nursing** (DC 4660; Fall 2013)

- NAH 2303 Pharmacology deleted
- OFA 1053 Medical Terminology deleted
- Clinical hours reduced from 20 contact hours to 15 contact hours per week
- Program hours reduced from 68 credit hours to 53 credit hours

**University of Central Arkansas**

Program Reconfiguration

Master of Science in Counseling Psychology (DC 6190) and Master of Science in Community Counseling (DC 7490) **reconfigured to create Master of Science in Mental Health Counseling** (CIP 51.1508; 60 credit hours; Fall 2013; *MS in Counseling Psychology and MS in Community Counseling will be deleted*)

*Italics=New Course*

PSYC 6398 Legal and Ethical Issues  
 PSYC 6354 Theories and Psychotherapy  
 PSYC 6370 Advanced Developmental Psychology  
 PSYC 6314 Psychopathology  
 PSYC 6356 Group Therapy  
 PSYC 6325 Treatment of Addiction  
 PSYC 6355 Multicultural Counseling  
 PSYC 6393 Marriage and Family Therapy  
 PSYC 6372 Psychopharmacology  
 COUN 6350 Counseling Process and Skills  
 COUN 6360 Research Methods  
 COUN 6381 Counseling Practicum I  
 COUN 6382 Counseling Practicum II  
 COUN 6334 Analysis of the Individual  
 COUN 6342 Career Counseling  
 COUN 6341 Counseling Internship  
 XXXX XXXX Elective (12 credit hours)  
 Comprehensive Exam

**Statewide Entrepreneurship Consortium**

Curriculum Modification

**Technical Certificate in Entrepreneurship (DC 2520; 21 credit hours; Fall 2013) Course Deletions:**

- ENTR 2013 Opportunity/Feasibility Analysis
- ENTR 2023 Funding Acquisition for Entrepreneurs

Course Addition: ENTR 2033 Feasibility and Funding Analysis

Updated Program Curriculum:

Required Courses (21 credit hours)

- XXXX XXX3 Business Organization and Management
- XXXX XXX3 Ethics **or**
- XXXX XXX3 Legal Environment of Business II
- XXXX XXX3 Introduction to Entrepreneurship
- XXXX XXX3 Professional Selling/Advertising
- XXXX XXX3 Feasibility and Funding Analysis
- XXXX XXX3 Small Business Management

**Option in Entrepreneurship (21 credit hours; Fall 2013)**

Required Courses (21 credit hours)

- XXXX XXX3 Business Organization and Management
- XXXX XXX3 Ethics **or**
- XXXX XXX3 Legal Environment of Business II
- XXXX XXX3 Introduction to Entrepreneurship
- XXXX XXX3 Professional Selling/Advertising
- XXXX XXX3 Feasibility and Funding Analysis
- XXXX XXX3 Small Business Management

**Statewide Entrepreneurship Consortium Members**

Northwest Arkansas Community College, Arkansas State University-Beebe, Black River Technical College, College of the Ouachitas, East Arkansas Community College, Pulaski Technical College, South Arkansas Community College, Southern Arkansas University-Tech, and University of Arkansas Community College at Batesville

**Degree Modification – Credit-Hour Reduction (Act 747 of 2011)**

**Black River Technical College**

Award	CIP Code	Degree Code	Program Name	Current Program Hours	New Program Hours
AAS	30.9999	0517	General Technology	63	60
AAS	47.0303	0570	Industrial Maintenance Technology	63	60

**Pulaski Technical College**

Award	CIP Code	Degree Code	Program Name	Current Program Hours	New Program Hours
AAS	46.9999	0271	Construction Management	68	60
AAS	15.1202	0350	Applied Electronics	63	60
AAS	15.1301	0397	Drafting and Design	72	60
AAS	30.9999	0517	General Technology	63	60
AAS	47.0201	0525	Air Conditioning and Refrigeration	63	60
AAS	15.0612	0585	Industrial Technology	63	60

**Southeast Arkansas College**

Award	CIP Code	Degree Code	Program Name	Current Program Hours	New Program Hours
AA	24.0101	0050	General Education	62	60

**University of Arkansas - Fort Smith (Fall 2013)**

Award	CIP Code	Degree Code	Program Name	Current Program Hours	New Program Hours
AAS	15.1302	0425	Computer Graphic Technology	67-70	60
BA	50.0901	1630	Music	124	120
BME	13.1312	1640	*-Music Education (Vocal and Instrumental)	132	129

\*- Pending ADHE/ADE review

**University of Central Arkansas (Fall 2013)**

Award	CIP Code	Degree Code	Program Name	Current Program Hours	New Program Hours
BSE	13.1308	4130	*-Family and Consumer Sciences	125-127	120
BSE	13.1318	4010	*-Social Studies	124	120
BSN	51.3801	4240	** -Nursing	131	120

\*-Pending ADE Review

\*\* -Pending ARSBN Review

**Program – Deletion – Emphasis, Option, Concentration, Track, Specialization**

Arkansas Northeastern College

Business Enterprise Option (August 2013)

Arkansas Tech University

Pest Management Option (Fall 2013)

University of Arkansas at Fort Smith

Historical Interpretation Concentration (Summer 2013)

**Program – Deletion**

Arkansas State University-Jonesboro

Bachelor of Science in Radio and Television (DC 3090; August 2013)

Bachelor of Science in Journalism (DC 2810; August 2013)

Arkansas State University -Newport

Certificate of Proficiency in Welding (DC 4895; August 2013)

Arkansas Tech University

Certificate of Proficiency in Advanced Medical Technician (DC 0017; July 2013)

Pulaski Technical College

Technical Certificate in Medical Transcription (DC 4730; Spring 2014)

Southeast Arkansas College

Associate of Applied Science in Emergency Administration and Management (EMAN) (DC 3490; Fall 2013)

University of Arkansas - Fort Smith

Associate of Applied Science in Nursing (DC 0710; Spring 2014)

University of Central Arkansas

Master of Science in Counseling Psychology (DC 6190; Spring 2019)

Master of Science in Community Counseling (DC 7490; Spring 2019)

**Organizational Units**

Organizational Unit – Name Change

**Arkansas State University-Jonesboro**

College of Communication (DC 2321) **changed to College of Media and Communication** (July 2013)

Department of Radio and Television (DC 2130) **changed to Department of Media** (July 2013)

Department of Journalism (DC 1620) **changed to Department of Communication** (July 2013)

**Arkansas Tech University**

College of Applied Sciences (DC 3245) **changed to College of Engineering and Applied Sciences**

**University of Arkansas, Fayetteville**

Department of Agricultural and Extension Education (DC 0650) **changed to Department of Agricultural Education, Communications and Technology** (Fall 2013)

Organizational Unit – Reorganization

**Pulaski Technical College**

Business Division (DC 2530) and Division of Information Technology (DC 2310) will be combined to create the Division of Business and Information Technology (July 2013)

Organizational Unit – New

**Pulaski Technical College**

Division of Culinary Arts and Hospitality Management (July 2013)

**INSTITUTIONAL CERTIFICATION ADVISORY COMMITTEE (ICAC)**

**Program changes/additions (18 credit hours or less)**

Argosy University, Orange, California

Distance Technology

Doctor of Business Administration

Course Changes:

B7223 Strategic Planning and Implementation changed to B7840 Strategy Formulation, Implementation and Evaluation

B7432 Corporate Social Responsibility changed to B7438 Holistic Management in Organizations

B7521 Global Challenges to B7440 Managing Global Challenges

B7628 Leading Innovation and Change changed to B7530 Corporate and Global Finance

B7777 Solution Leadership changed to B7442 Marketing Strategy and Management

B7783 Solution-Oriented Decisions Models changed to B7532 Advanced Operations Management

Belhaven University, Jackson, Mississippi

Distance Technology

Health Administration Certificate

Choose three from the following:

MHA 608 Current Issues and Trends in Health Administration

MHA 643 Health Care Finance and Budgeting

MHA 646 Legal and Regulatory Environment for Health Care

MHA 668 Health Care Quality Management

Human Resources Certificate

Choose three from the following:

MSL 660 Human Resources

MSL 661 Human Resources Employee Relations

MSL 662 Human Resources Compensation and Benefits

MSL 663 Issues and Innovations in Human Resources

Leadership Certificate

Choose three from the following:

MBA 686 Strategic Leadership

MSL 630 Leading High Performance Teams

MSL 665 Coaching, Mentoring and Resolving Conflicts

MSL 668 Organizational Change

Sports Administration Certificate

MSA 608 Current Issues and Trends in Sports Administration

MSA 643 Sports Finance and Budgeting

MSA 646 Legal and Regulatory Environment for Sports

MSA 668 Venue and Event Management

Bryan University, Springfield, Missouri

Undergraduate Diploma Programs – Rogers Campus

Business Administration

BA 100 Business Communication

BA 105 Business Accounting Concepts

BA 110 Principles of Business

BA 125 Organizational Behavior

BA 140 Business Law

BA 175 Business Applications

BA 195 Sales and Marketing

BA 220 Leadership

BA 226 Project Management  
BA 230 Human Resource Management

Computer Network Specialist  
IT120 Hardware Technician  
IT121 Windows Network Client  
IT130 Linux Fundamentals  
IT140 Windows Server Administration  
IT150 Introduction to Scripting  
CN200 Network Infrastructure  
CN210 Directory Services  
CN211 Network Security  
CN230 Database Fundamentals for System Administrators  
CN231 Certification Prep  
CN299 Computer Networking Internship

Medical Office Assistant  
MA100 Medical Terminology  
MA110 Anatomy and Physiology  
MA 115 Anatomy and Physiology  
MA120 Medical Law and Ethics  
MA150 Basic Insurance  
MA180 Medical Office Administration / Medisoft  
MA190 Medical Office Communications  
MA 212 Coding and Billing  
MA 230 Electronic Medical Records Management  
MOA 299 Medical Assistant Externship

Personal Trainer  
PT100 Lifestyle and Health  
PT101 Anatomy and Physiology  
PT102 Leisure Programming  
PT103 Anatomy and Physiology  
PT105 The Business of Personal Training  
PT106 Kinesiology  
PT110 Biomechanics  
PT120 Exercise Physiology  
PT140 Personal Training

Security and Investigations  
CJ 100 Legal Ethics  
CJ 110 Criminal Law  
CJ 115 Criminal Procedures  
CJ 120 Criminal Justice Administration  
CJ 200 Criminal Investigation  
CJ 205 Introduction to Law Enforcement  
CJ 210 Criminology  
CJ 215 Introduction to Security  
CJ 220 Introduction to Corrections  
CJ 225 Case Report Writing

New Certificate (Pending Review by the Arkansas Office of Long Term Care)  
Certified Nursing Assistant  
CNA 100 Communication and Interpersonal Skills  
CNA 110 Personal Care Skills

CNA 120 Basic Nursing Skills  
CNA 130 Barbara Broyles Alzheimer and Dementia Training

Colorado Technical University, Colorado Springs, Colorado

Distance Technology  
Doctor of Management  
New Concentrations  
Graduate level Instructional Practices  
HEDL 872 Higher Education Learning Outcomes  
GLIP 870 Integrating Evidence Based Practices  
GLIP 874 Managing Curriculum Development  
GLIP 876 Instructional Design with Technology and Media  
GLIP 878 Advanced Career Strategies

Healthcare Management and Leadership  
HCML 870 Health Policy and Regulations  
HCML 872 Economics and Financing of Healthcare Organizations  
HCML 874 Continuous Improvement for Systems in Healthcare  
HCML 876 Informatics in Healthcare  
HCML 878 Advanced Career Strategies in Healthcare Management

Leadership  
LDR 870 Self-Insight and Personal Development as a Leader  
LDR 872 Leading Change  
LDR 874 Special Topics in Leadership  
LDR 876 Leadership, Technology, and Social Media  
LDR 878 Advanced Career Strategies in Leadership

Private Sector Higher Education Leadership  
HEDL 870 Higher Education Organizational Structure and Design  
HEDL 872 Higher Education Learning Outcomes  
HEDL 876 Managing Resources in Higher Education  
HEDL 878 Advanced Career Strategies in Private Sector Higher Education Leadership

Project Management  
PM 870 Life Cycle and Performance Management  
PM 872 Portfolio Program Management  
PM 874 Special Topics in Project Management  
PM 878 Advanced Career Strategies in Project Management

ITT Technical Institute, Carmel, Indiana

Distance Technology  
Courses in English Composition, Mathematics, Science, Fine Arts/Humanities, Social Science and  
Computer Applications/Fundamentals added  
Bachelor of Science in Electronics and Communications Engineering Technology  
Deleted Course:  
ET 4560 C++ Programming

Strayer University, Washington, D.C.

Distance Technology  
Executive Master of Business Administration  
Added Courses:  
JWI 533 Financial Accounting  
JWI 534 Managerial Accounting  
JWI 532 Business Analytics

Deleted Courses:

JWI 530 Financial Management

Walden University, Minneapolis, Minnesota

Distance Technology

Master of Science in Mental Health Counseling

New Specialization:

Trauma and Crisis

COUN 6333 Vicarious Trauma and Compassion Fatigue

COUN 6145 Crisis Management

Master of Science in Psychology

New Specialization:

Applied Psychology

PSYC 6215 Lifespan Development

PSYC 6342 Psychotherapy Interventions I

RSCY 6100 Y Research Theory, Design, and Methods

PSYC 6245 Social Psychology

RSCH 6200 Y Quantitative Reasoning and Analysis

PSYC 6315 Tests and Measurement

PSYC 6781 Psychopathology from a Clinical Perspective

PSYC 6225 Biopsychology

RSCH 6300 Y Qualitative Reasoning and Analysis

PSYC 6704 Ethics and Standards of Psychology

PSYC 6701 Culture and Psychology

Deleted Concentration:

Program Evaluation and Research

**Restructuring of Programs/Changes**

Colorado Technical University, Colorado Springs, Colorado

Distance Technology

Doctor of Management

Changed course names and numbers (non-substantive)

Courses added to core:

MGMT 824 Strategic Thinking and Organizational Alignment

MGMT 862 Dissertation Research Process

Courses in concentrations have changed from 5 quarter hours to 4 quarter hours

**Decertifications**

ITT-Technical Institute, Carmel, Indiana

Little Rock Campus

Associate of Applied Science in Mobile Communications Technology

Associate of Applied Science in Paralegal

Rasmussen College, Bloomington, Minnesota

Distance Technology

Bachelor of Science in Public Administration and Nonprofit Management

Ultimate Medical Academy, Tampa, Florida

Distance Technology

Associate of Applied Science in Spa Management



**New emphasis/concentration**

Colorado Technical University, Colorado Springs, Colorado

Distance Technology

Bachelor of Science in Business Administration

New Concentrations:

Organizational Behavior

BHVS215 Motivation and Emotion

BHVS315 Interpersonal Communication and Dynamics

HRM345 Building Effective Teams

OB460 Creating Change in Individuals and Organizations

OB470 Developing Human Resources

PSYC310 Organizational Psychology

PSYC424 Diversity

PSYC426 Leadership

Business Development

BADM475 Small Business Management and Entrepreneurship

BHVS316 Psychology and Mass Media

CB460 Sales and Advertising

CB475 Consumer Behavior: Groups and Society

PSYC305 Psychology of Entrepreneurship/Intrapreneurship

PSYC325 Psychology and Social Media

PSYC426 Leadership

PSYC434 Stress Management

Franklin University, Columbus, Ohio

Distance Technology

Bachelor of Science in Information Technology

New Specializations:

Systems Administration

ITEC 350 Windows Administration

ITEC 450 Database Administration

Information Security

ISEC 325 Network Security

ISEC 425 Business Continuity and Operations Security

Infrastructure Management

ITEC 325 Data Center Design and Administration

ITEC 425 Information Storage Management

University of the Rockies, Colorado Springs, Colorado

Distance Technology

Master of Arts in Psychology

New Specializations

Business Psychology

ORG 5525 Psychology of Marketing and Purchasing Behavior

ORG 6506 Leading Organizational Change

ORG 6503 Organizational Theories and Systems

ORG 6505 Diagnosing Organizations

ORG 6600 Principles of Human Resource Management

ORG 6610 Principles of Project, Program, and Operations

Criminology and Justice Studies

- ORG 5571 Traditional Criminological Theories
- ORG 5574 Criminal Justice Organizations and their Functions
- ORG 6570 Victimology: Theory, Research and Policy
- ORG 6572 Law Enforcement and Communities
- ORG 6574 Law and Society
- ORG 6580 Correctional Philosophies and Strategies

Educational Leadership

- ORG 6508 Adult Learning Theory
- ORG 6503 Organizational Theories and Systems
- ORG 6510 Introduction to Human Performance Technology
- ORG 6512 Instructional Systems Design
- ORG 6506 Leading Organizational Change
- ORG 6513 Leading and Evaluating Learning Programs

Health and Wellness

- ORG 6340 Critical Issues in the Health of the Nation
- ORG 6343 Intervention Strategies in Wellness Programs
- ORG 6346 Best Practices in Health Promotion Management
- ORG 6350 Wellness Program Leadership
- ORG 6354 Communication Methods and Technologies in Health Promotion
- ORG 6358 Evaluating the Impact of Health Promotion Interventions

Mediation and Conflict Resolution

- ORG 5600 Theories of Conflict
- ORG 5601 Diagnosing Conflict
- ORG 6650 Managing Conflict: Intra-and Interpersonal
- ORG 5605 Communication Strategies for Conflict Resolution and Mediation
- ORG 6651 Managing Group and Organizational Conflict
- ORG 6655 Intercultural, Societal and Global Conflict Resolution and Mediation

Mental Health Administration

- HUM 5010 Overview of Human Services
- ORG 6610 Principles of Project, Program, and Operations Management
- ORG 5100 Assessment –Tests and Measurements
- ORG 5650 Contemporary Issues in Mental Health Care Compliance
- ORG 5652 Managing Human Capital in the Mental Health Care Environment
- ORG 6660 Fiscal Administration in Mental Health Care Systems

Non-Profit Management

- ORG 5520 Social Psychology
- HUM 5010 Overview of Human Services
- HUM 5060 Grant Writing in Human Services
- HUM 5210 Recruiting and Coaching Volunteers
- HUM 5220 Non-Profit Principles and Practices
- HUM 5300 Human Service Policy

Organizational Leadership

- ORG 5520 Social Psychology
- ORG 6503 Organizational Theories and Systems
- ORG 6515 Social Capital
- ORG 6505 Diagnosing Organizations
- ORG 6506 Leading Organizational Change
- ORG 6525 International Leadership

Sport and Performance Psychology  
PSY 6301 Cultural and Historical Approaches to Sports and Performance  
PSY 6310 Physiological and Psychomotor Factors in Sports and Performance  
PSY 6312 Performance Enhancement  
PSY 6315 Enhancing Health and Well-Being in Sports and Performance Settings  
PSY 6318 Youth Development and Sports  
PSY 6320 Group and Team Dynamics

**Recertifications**

**Expires: December 31, 2016**

Embry-Riddle Aeronautical University, Daytona Beach, Florida

Little Rock Air Force Base campus  
Associate of Science in Aeronautics  
Associate of Science in Technical Management  
Bachelor of Science in Aeronautics  
Associate of Science in Technical Management  
Master of Aeronautical Science

Excelsior College, Albany, New York

Distance Technology  
Associate of Applied Science in Administrative/Management Studies  
Associate of Science in Business  
Bachelor of Science in Accounting  
Bachelor of Science in General Business  
Bachelor of Science in Liberal Arts  
Bachelor of Science in Management Information Systems  
Bachelor of Science in Management of Human Resources  
Bachelor of Science in Marketing  
RN to Bachelor of Science in Nursing  
Master of Business Administration  
RN to Master of Science in Nursing  
Master of Science in Nursing

Franklin University, Columbus, Ohio

Distance Technology  
Bachelor of Science in Accounting  
Bachelor of Science in Applied Management  
Bachelor of Science in Business Administration  
Bachelor of Science in Business Forensics  
Bachelor of Science in Computer Science  
Bachelor of Science in Financial Management  
Bachelor of Science in Forensic Accounting  
Bachelor of Science in Human Resource Management  
Bachelor of Science in Internet Marketing  
Bachelor of Science in Management and Leadership  
Bachelor of Science in Management Information Science  
Bachelor of Science in Marketing  
Bachelor of Science in Public Safety Management  
Bachelor of Science in Web Development

Grand Canyon University, Phoenix, Arizona

Distance Technology  
Bachelor of Arts in English Literature  
Bachelor of Arts in Interdisciplinary Studies

Bachelor of Science in Marketing  
Master of Business Administration and Master of Science in Leadership (Dual degree)  
Master of Science in Accounting  
Master of Science in Psychology  
Doctor of Business Administration

Doctor of Philosophy in Psychology  
Two new emphasis areas  
Integrating Technology, Learning, and Psychology  
PSY 807 Theories of Cognition, Motivation, Collaboration, and Learning  
PSY 817 Technologies for Learning and Communication  
PSY 821 Building Community and Social Networking  
PSY 823 Learning and Communication Design  
PSY 827 Integrating for Learning and Communication

Performance Psychology  
PSY 831 Foundations of Performance Psychology  
PSY 833 Psychomotor Performance  
PSY 835 Principles of Behavior Modification  
PSY 837 Applied Psychology of Leadership  
PSY 839 Performance Enhancement

ITT-Technical Institute, Carmel, Indiana

Little Rock Campus  
Associate of Applied Science in Business Management  
Associate of Applied Science in Drafting and Design Technology  
Associate of Applied Science in Electrical Engineering Technology  
Associate of Applied Science in Graphic Communications and Design  
Associate of Applied Science in Network Systems Administration

Kaplan University, Davenport, Iowa

Distance Technology  
Master of Laws, Small Business Practice  
Master of Public Administration  
Master of Science in Educational Instructional Technology  
Master of Science in Environmental Policy  
Master of Science in Homeland Security and Emergency Management

Regis University, Denver, Colorado

Distance Technology  
Bachelor of Science in Accounting  
Added Course:  
MKT 325 Marketing Principles

Deleted Course:  
AC 493A Accounting Theory and Research

Bachelor of Science in Business Administration  
Name changed to Bachelor of Science in Business

Bachelor of Science in Computer Networking  
Added Courses:  
CN 470 Tiered Infrastructure  
CN 478 Management Enterprise Networks  
CN 301 Networking Technologies and Fundamentals

CN 311 Systems Architecture  
CN 316 Networking Infrastructure  
Deleted Courses:  
CN 457 The Internet  
CN 458 Internetworking Devices and Concepts  
CN 466 Protocol Analysis  
CN 467 Design and Management of Enterprise Networks  
CN 461 Security Breaches  
CN 462 Countermeasures  
CN 463 Web and E-Commerce Security

Bachelor of Science in Computer Science  
Added Courses:  
CS 390 Principle of Programming Language  
MT 270 Introduction to Statistics  
CS 474 Enterprise Software Development  
Deleted Courses:  
CS 436 Object-Oriented Programming Using C++  
CS 444 Software Engineering  
CS 424 Computer Graphics  
CS 425 Systems Analysis and Design  
CS 428 Compiler Theory  
CS 472 Algorithms Analysis

Bachelor of Science in Finance  
Added Courses:  
BA 300 Business Systems in a Sustainable Society  
MKT 325 Marketing Principles  
BA/EC 335 Global Business Issues  
EC 320 Principles of Macroeconomics  
EC 330 Principles of Microeconomics  
Deleted Courses:  
BA 300 Applied Business Concepts  
BA/EC 335 Shrinking World, Growing Implications  
EC 325 Business Economics

RN to Bachelor of Science in Nursing  
Added Courses:  
NR 452R Contemporary Topics in Health Care  
NR 485 Advanced Practicum and Capstone  
Deleted Course:  
NR 425R Health Assessment

Strayer University, Washington, D.C.  
Verizon Wireless on-site location  
Bachelor of Business Administration  
Added Core Courses:  
ACC 100 Accounting I  
BUS 475 Business and Society  
BUS 322 Principles of Organizational Behavior  
Deleted Core Course:  
BUS 107 Fundamentals of e-Business

Banking Concentration  
Added Courses:

FIN 405 Advanced Financial Management  
FIN 320 Investments  
Deleted Course:  
FIN 300 Financial Management

Finance Concentration  
Added Courses:  
FIN 355 Financial Risk Analysis  
FIN 405 Advanced Financial Management  
ECO 305 Economics of Labor  
Deleted Course:  
FIN 230 Cost and Price Analysis  
FIN 300 Financial Management

Human Resource Management Concentration  
Added Course:  
ECO 305 Economics of Labor  
BUS 325 Global Human Resource Management  
Deleted Course:  
BUS 405 Labor Relations

Management Concentration  
Added Courses:  
BUS 375 Project Management  
BUS 402 Small Business Management  
BUS 430 Principles of Operations Management  
ITB 300 Fundamentals of Global Management  
Deleted Courses:  
BUS 105 Principles of Organizational Behavior  
BUS 250 International Business Environment  
BUS 490 Business Policy  
ECO 320 Money and Banking

Marketing Concentration  
Added Courses:  
MKT 305 Consumer Behavior  
MKT 312 Marketing Communication  
MKT 475 Strategic Management  
Deleted Courses:  
MKT 205 Advertising Principles and Sales Management  
MKT 310 Retail Management

Master of Business Administration  
ACC 550 Managerial Accounting is replaced by ACC 557 Financial Accounting

Human Resource Management Concentration  
Added Courses:  
HRM 530 Strategic Human Resource Management  
HRM 500 Human Resource Management Foundations  
HTM 560 Managing Organization Change  
Deleted Courses:  
BUS 522 Selection and Placement  
BUS 525 Compensation and Rewards  
BUS 530 Strategic Human Resource Management

Management Concentration

BUS 526 Negotiation and Conflict Resolution replaced by MGT 500 Modern Management

Accounting Concentration

ACC 561 Advanced Managerial Accounting replaced by ACC 560 Managerial Accounting

Shorter College, North Little Rock, Arkansas

Institutional Planning and Development – Reinstatement of Academic Degrees

Associate of Arts

Associate of Arts in Teaching

Strayer University, Washington, D.C.

Distance Technology, Little Rock Campus

Master of Science in Management

Ultimate Medical Academy, Tampa, Florida

Distance Technology

Associate of Applied Science in Health Information Technology

Associate of Applied Science in Healthcare Management

Associate of Applied Science in Health Science

Associate of Applied Science in Medical Billing and Coding

University of Southern California, Los Angeles, California

Distance Technology

Master of Social Work

Walden University, Minneapolis, Minnesota

Distance Technology

Bachelor of Science in Accounting

Added Course:

BUSI 1002 Introduction to Management and Leadership

Deleted Courses:

BUSI 1001 Introduction to Business

MGMT 4401 Management and Organizational Behavior

Bachelor of Science in Health Studies

Changes:

HLTH 2100 Principles of Epidemiology changed to HLTH 4200

HLTH 2105 Introduction to Research Methods and Analysis changed to HLTH 4205

Bachelor of Science in Information Technology

Changes:

ITEC 4901 IT Capstone changed to ITEC 4999

Added Courses:

STAT 3401 Statistical Concepts

ITEC 4902 IT Senior Seminar

Deleted Courses:

ITEC 1000 Developing Student Portfolios for IT

ITEC 3030 Business Architecture and Process

ITEC 4020 Quality Management Standards for IT

Master of Science in Forensic Psychology

Master of Science in Health Informatics

Master of Science in Mental Health Counseling

Added Courses:

COUN 6101A Foundations for Graduate Student in Counseling

COUN 6306 Ethics and Legal Issues in Counseling

COUN 6316 Techniques in Counseling

COUN 6360 Assessment in Counseling and Education

COUN 6326 Research and Program Evaluation

COUN 6743 Psychopharmacology

COUN 6336 Crisis, Trauma, and Disaster Response

COUN 6682a Internship I

COUN 6682B Internship II

Deleted Courses:

COUN 6000 Foundations for Graduate Study in Mental Health

Master of Science in Nonprofit Management and Leadership

Master of Science in Psychology

Added Courses:

RSCH 6200 Y Quantitative Reasoning and Analysis

RSCH 6300 Y Qualitative Reasoning and Analysis

RSCH 8100 Y Research Theory, Design, and Methods added to all specializations

Deleted Courses:

PSYC 6211 Contemporary Issues in Psychology

PSYC 6305 Statistics I

PSYC 6310 Research Design

Specializations

General Program

Added Courses:

PSYC 6215 Lifespan Development

PSYC 6220 Psychology of Personality

RSCH 8100 Y Research Theory, Design, and Methods

PSYC 6781 Psychopathology from a Clinical Perspective

PSYC 6238 Cognitive and Affective Bases of Behavior

Deleted Courses:

PSCH 6205 History and Systems of Psychology

PSYC 6240 Human Motivation

PSYC 6235 Cognitive Psychology

PSYC 6315 Tests and Measurement

Crisis Management and Response

Added Course:

PSYC 6211 Contemporary Issues in Psychology

Deleted Courses:

PSYC 6331 Interviewing and Observational Strategies

PSYC 6722 Counseling and Psychotherapy Theories

PSYC 6742 Conflict Management, Negotiation, and Peace

Health Psychology

Added Courses:

PSYC 6215 Lifespan Development

PSYC 6202 Survey Research Methods

PSYC 6574 Women's Health

PSYC 6573 Child and Adolescent Health

PSYC 6815 Contemporary Gerontology/Geriatric Psychology



Deleted Courses:

PSYC 6205 History and Systems of Psychology  
PSYC 6777 Essentials of Public Health: A Case Study  
PSYC 6778 Social, Behavioral, and Cultural Factors in Health  
PSYC 6314 Program Evaluation

Leadership Development and Coaching

Added Course:

PSYC 6211 Contemporary Issues in Psychology

Media Psychology

Added Course:

PSYC 6211 Contemporary Issues in Psychology

Organizational Psychology and Development

Added Courses:

PSYC 6480 Psychology of Organizational Behavior  
PSYC 6755 Leadership and the Process of Change  
RSCH 6200Y Quantitative Reasoning and Analysis  
PSYC 6754 Personnel Psychology in the Workplace  
PSYC 6551 I/O Testing and Measurement  
PSYC 6552 Psychology of Motivation at Work  
PSYC 6202 Survey Research Methods  
PSYC 6579 Job Perceptions and Experience

Deleted Courses:

PSYC 6005 Business Concepts for the Organizational Development Professional  
PSYC 6212 Principles of Organizational Psychology and Development  
PSYC 6213 Strategic Talent Management and Development  
PSYC 6216 Dynamics of Contemporary, International, and Virtual Organizations  
PSYC 6391 Capstone I  
PSYC 6392 Capstone II

Social Psychology

Added Courses:

PSYC 6201 Social Cognition  
PSYC 6220 Psychology of Personality

Deleted Courses:

PSYC 6205 History and Systems of Psychology  
PSYC 6235 Cognitive Psychology  
PSYC 6215 Lifespan Development

**Institutional Changes**

Everest College, Phoenix, Arizona

Distance Technology

Change in tuition from \$375 per credit hour to \$383 per credit hour

Everest University, Orlando, Pompano Beach, and Tampa Campuses

Distance Technology

Change in tuition from \$358 per credit hour to \$375 per credit hour

Strayer University, Washington, D.C.

Distance Technology and the Little Rock campus

Executive Master of Business Administration

Tuition change from \$2,580 per course to \$3,000 per course

**Letter of Exemption from Certification – New (church-related training)**

Luther Rice University, Lithonia, Georgia, offering programs by distance technology

Master of Divinity  
Doctor of Ministry

**Letter of Exemption from Certification – Renewal (church-related training)**

Dallas Theological Seminary, Dallas, Texas offering courses by distance technology

Pastoral Counseling	Bible Study Methods and Hermeneutics
Old Testament History I	Old Testament History II and Poetry
Old Testament Prophets	The Gospels
Acts and Pauline Epistles	Hebrews, General Epistles and Revelation
Ruth, Psalms, Jonah, and Selected Epistles	The Life of Christ on Earth
History of Doctrine	Elements of Greek I
Elements of Greek II	Elements of Hebrew I
Elements of Hebrew II	New Testament Introduction
Spiritual Life	Evangelism
Introduction to Theology	Trinitarianism
Angelology, Anthropology, and Hamartiology	Soteriology
Eschatology	Dynamics of Christian Leadership
Introduction to World Missions	
A Biblical Theology of Suffering, Disability, and the Church	
History and Philosophy of Christian Education	
Administration in Christian Higher Education	

Ouachita Hills College, Amity, Arkansas

Associate of Personal Evangelism  
Bachelor of Biblical Studies  
Bachelor of Theology  
Bachelor of Christian Business Management  
Bachelor of Elementary Christian Education  
Bachelor of Secondary Christian Education

## LETTERS OF INTENT

---

The following notifications were received through July 22, 2013.

Arkansas State University-Jonesboro  
New Off-Campus Center – Queretaro, Mexico  
Bachelor of Science in Health Studies

Arkansas Tech University  
Master of Science in Applied Sociology  
Role and Scope Change Request–Doctor of Education in Executive Leadership

College of the Ouachitas  
Associate of Applied Science in Apprenticeship Arts

Cossatot Community College of the University of Arkansas  
Technical Certificate in Digital Media

North Arkansas College  
Associate of Arts via distance technology

Southeast Arkansas College  
Associate of Arts via distance technology

Southern Arkansas University-Magnolia  
Bachelor of Science in Engineering

Southern Arkansas University-Tech  
New Academic Unit – Arkansas Film Academy

University of Arkansas-Fort Smith  
Role and Scope Change Request–Master of Science in Healthcare Administration

University of Arkansas for Medical Sciences  
Bachelor of Science in Health Information Administration  
Doctor of Physical Therapy  
New Academic Unit – Department of Physical Therapy, College of Health Professions

University of Arkansas at Pine Bluff  
Bachelor of Science in Elementary Education, K-6  
Bachelor of Science in Health and Physical Education, K-12  
Bachelor of Science in Middle Childhood Education  
Bachelor of Science in Secondary Science Education  
Bachelor of Science in Special Education: Mildly Disabled, K-12  
Master of Education in Elementary Education

Master of Education in Special Education: Mildly Disabled, K-12

**INSTITUTIONAL CERTIFICATION ADVISORY COMMITTEE**

Adams State College, Alamosa, Colorado

Initial Certification – Distance Technology  
Master of Arts in Mental Health Counseling  
Master of Arts in School Counseling

American College of Healthcare Sciences, Portland, Oregon

Initial Certification – Distance Technology  
Associate of Applied Science in Complementary Alternative Medicine  
Associate of Applied Science in Health and Wellness  
Master of Science in Aromatherapy  
Master of Science in Complementary Alternative Medicine  
Master of Science in Health and Wellness  
Master of Science in Herbal Medicine  
Master of Science in Holistic Nutrition

American InterContinental University, Schaumburg, Illinois

Initial Certification – Distance Technology  
Bachelor of Healthcare Management  
Master of Healthcare Administration  
Recertification – Distance Technology  
Bachelor of Business Administration  
Bachelor of Fine Arts in Visual Communication  
Bachelor of Information Technology  
Bachelor of Science in Criminal Justice  
Master of Business Administration  
Master of Information Technology

American Sentinel University, Aurora, Colorado

Initial Certification – Distance Technology  
Bachelor of Science in Health Informatics  
Master of Science in Health Systems Management

American University, Washington, DC

Initial Certification – Distance Technology  
Graduate Certificate in Non-Profit Monitoring and Evaluation  
Master of Arts in Nutrition Education  
Master of Arts in Public Administration  
Master of Arts in Strategic Communication  
Master of Arts in Teaching English as a Foreign Language

Argosy University, Orange, California

Initial Certification – Distance Technology  
Associate of Science in Information Technology  
Associate of Science in Health Information Technology

Bachelor of Science in Health Informatics Information Management  
Master of Arts in Education in Adult Education and Training  
Master of Arts in Education in Education Administration  
Master of Arts in Education in Educational Leadership  
Master of Science in Accounting  
Doctor of Education in Pastoral Community Counseling

Baker College, Flint, Michigan

Initial Certification – Distance Technology  
Associate of Applied Science  
Associate of Business  
Bachelor of Business Administration  
Bachelor of Computer Science  
Bachelor of General Studies  
Bachelor of Information Systems  
Bachelor of Science  
Bachelor of Web Development  
Master of Business Administration  
Master of Science

Belhaven University, Jackson, Mississippi

Initial Certification – Distance Technology  
Health Administration Graduate Certificate  
Human Resources Graduate Certificate  
Leadership Graduate Certificate  
Sports Administration Graduate Certificate  
Recertification – Distance Technology  
Associate of Arts  
Bachelor of Science in Management  
Master of Business Administration  
Master of Public Administration  
Master of Science in Leadership

Bellevue University, Bellevue, Nebraska

Initial Certification – Distance Technology  
Bachelor of Science in Business  
Bachelor of Science in Behavioral Science  
Bachelor of Science in Marketing Management  
Bachelor of Science in Supply Chain Management  
Bachelor of Science in Security Management  
Master of Business Administration  
Master of Healthcare Administration  
Master of Public Administration  
Master of Science in Clinical Counseling  
Master of Science in Leadership and Coaching

Bethel University, McKenzie, Tennessee

Initial Certification – Distance Technology  
Bachelor of Science in Criminal Justice  
Bachelor of Science in Emergency Services Management  
Master of Business Administration  
Master of Science in Criminal Justice

Boise State University, Boise, Idaho

Initial Certification – Distance Technology  
Certificate in Adult Gerontology Nursing Practice – Acute Care  
Certificate in Adult Gerontology Nursing Practice – Primary Care  
Master of Adult Gerontology Nursing Practice – Acute Care  
Master of Adult Gerontology Nursing Practice – Primary Care  
Master of Business Administration  
Doctor of Nursing Practice

Briarcliffe College, Bethpage, New York

Recertification – Distance Technology  
Associate of Applied Science in Business Administration

Bryan University, Springfield, Missouri

Initial Certification – Establishment of Little Rock Campus  
Associate of Applied Science in Business Administration and Management  
Associate of Applied Science in Medical Administrative Specialist  
Associate of Applied Science in Medical Laboratory Technician  
Associate of Applied Science in Medical Assistant  
Associate of Applied Science in Criminal Justice

Bryant and Stratton College, Orchard Park, New York

Recertification – Distance Technology  
Associate of Applied Science in Business  
Associate of Applied Science in Criminal Justice  
Associate of Applied Science in Human Resource Specialist  
Associate of Applied Science in Interactive Media Design  
Associate of Applied Science in Medical Administrative Assistant  
Associate of Applied Science in Medical Reimbursement and Coding  
Associate of Applied Science in Networking Technology  
Associate of Applied Science in Paralegal Studies  
Associate of Applied Science in Security Technology

California Institute of Integral Studies, San Francisco, California

Initial Certification – Distance Technology  
Master of Arts in Transformative Leadership  
Doctor of Philosophy in Transformative Studies

Centura College, Virginia Beach, Virginia

Initial Certification – Distance Technology  
Associate of Applied Science in Aviation Maintenance Management

Associate of Applied Science in Business  
Associate of Applied Science in Paralegal Law  
Associate of Occupational Science in Criminal Justice  
Associate of Occupational Science in Medical Assisting  
Bachelor of Science in Business

Chamberlain College of Nursing, Addison, Illinois

Initial Certification– Distance Technology  
Doctor of Nursing Practice

Chicago School of Professional Psychology, Chicago, Illinois

Initial Certification – Distance Technology  
Master of Arts in Forensic Psychology  
Master of Arts in Industrial/Organizational Psychology  
Master of Arts in Psychology  
Doctor of Philosophy in International Psychology  
Doctor of Philosophy in Organizational Leadership  
Doctor of Philosophy in Business Psychology  
Applied Forensic Psychology Certificate  
Applied Industrial/Organizational Psychology Certificate  
Child and Adolescent Psychology Certificate  
Consumer Psychology Certificate  
Leadership for Healthcare Professionals Certificate  
Organizational Effectiveness Certificate  
Workplace Diversity Certificate  
Behavior Analyst Post-Master’s Respecialization Certificate

Colorado State University - Pueblo, Pueblo, Colorado

Initial Certification – Distance Technology  
Bachelor of Arts in Sociology  
Bachelor of Arts in Social Science  
Bachelor of Science in Sociology  
Bachelor of Science in Social Science

Colorado Technical University, Colorado Springs, Colorado

Initial Certification – Distance Technology  
Associate of Science  
Bachelor of Science in Health Services Administration  
Master of Science in Management  
Recertification – Distance Technology  
Executive Master of Business Administration  
Master of Business Administration  
Master of Science in Computer Science

Columbia College, Columbia, Missouri

Initial Certification – Distance Technology  
Bachelor of Arts in English  
Bachelor of Arts in Political Science

Bachelor of Arts in Public Administration  
Recertification – Distance Technology  
Bachelor of Arts in History  
Bachelor of Arts in Psychology  
Bachelor of General Studies  
Bachelor of Science in Business Administration

Columbia Southern University, Orange Beach, Alabama

Initial Certification – Distance Technology  
Certificate in Industrial Hygiene Management  
Certificate in Environmental Management  
Certificate in Finance  
Certificate in Fire Science  
Certificate in Hospitality and Tourism  
Certificate in Human Resource Management  
Certificate in Information Technology  
Certificate in International Management  
Certificate in Management  
Certificate in Marketing  
Certificate in Occupational Safety and Health  
Certificate in Project Management  
Certificate in Sport Management  
Associate of Applied Science in Business  
Associate of Applied Science in Criminal Justice  
Associate of Applied Science in Fire Science  
Associate of Applied Science in Occupational Safety and Health  
Associate of Arts in General Studies  
Bachelor of Science in Business Administration  
Bachelor of Science in Criminal Justice Administration  
Bachelor of Science in Environmental Management  
Bachelor of Science in Fire Science  
Bachelor of Science in Health Care Administration  
Bachelor of Science in Human Resource Management  
Bachelor of Science in Information Technology  
Bachelor of Science in Occupational Safety and Health  
Bachelor of Science in Organizational Leadership  
Bachelor of Science in Psychology  
Graduate Certificate in Environmental Management  
Graduate Certificate in Finance  
Graduate Certificate in Health Care Management  
Graduate Certificate in Human Resource Management  
Graduate Certificate in Marketing  
Graduate Certificate in Occupational Safety and Health  
Graduate Certificate in Project Management  
Master of Business Administration  
Master of Science in Criminal Justice Administration  
Master of Science in Emergency Services Management  
Master of Science in Occupational Safety and Health



Master of Science in Organizational Leadership  
Doctor of Business Administration

Concorde Career College, Kansas City, Missouri

Initial Certification – Distance Technology  
Associate of Applied Science in Health Information Management  
Bachelor of Science in Healthcare Administration

Drexel University, Philadelphia, Pennsylvania

Initial Certification – Distance Technology  
Medical Billing and Coding Certificate  
Nursing Certificate  
Bachelor of Science in Business Administration  
Bachelor of Science in Health Services Administration  
Bachelor of Science in Nursing  
Master of Science in Clinical Research Organization and Management  
Master of Science in Engineering Management  
Master of Science in Hospitality Management  
Master of Science in Library and Information Science  
Master of Science in Science of Instruction

Ecclesia College, Springdale, Arkansas

Initial Certification – Distance Technology  
Associate of General Studies  
Bachelor of Science in Business Administration

Franklin University, Columbus, Ohio

Recertification – Distance Technology  
Master of Science in Accounting  
Master of Science in Instructional Design and Performance Technology

Fremont College, Los Angeles, California

Initial Certification – Distance Technology  
Associate of Arts in Business Administration  
Bachelor of Arts in Business Leadership

Fuller Theological Seminary, Pasadena, California

Initial Certification – Distance Technology  
Master of Arts in Global Leadership  
Master of Arts in Intercultural Studies  
Master of Arts in Theology and Ministry

Georgetown University, Washington, D.C.

Initial Certification – Distance Technology  
Master of Professional Studies in Emergency and Disaster Management  
Master of Professional Studies in Real Estate  
Master of Professional Studies in Technology Management

Grand Canyon University, Phoenix, Arizona  
Initial Certification – Distance Technology  
Bachelor of Arts in Digital Film: Production  
Bachelor of Arts in Digital Film: Screenwriting

Grantham University, Kansas City, Missouri  
Initial Certification – Distance Technology  
Associate of Applied Science in Medical, Coding, and Billing  
Associate of Arts in Business Administration  
Associate of Arts in Business Management  
Associate of Arts in Criminal Justice  
Associate of Arts in Multidisciplinary Studies  
Bachelor of Arts in Criminal Justice  
Bachelor of Science in Business Administration  
Bachelor of Science in Business Management  
Bachelor of Science in Multidisciplinary Studies  
Master of Business Administration – Project Management

Heritage Christian University, Florence, Alabama  
Initial Certification – Distance Technology  
Associate of Arts in Biblical Studies  
Bachelor of Arts in Biblical Studies  
Master of Arts in Biblical Studies  
Master of Ministry  
Master of Divinity

ITT Technical Institute, Indianapolis, Indiana  
Initial Certification – Distance Technology  
Associate of Applied Science in Business Accounting Technology  
Associate of Applied Science in Business Administration  
Associate of Applied Science in Business Management  
Associate of Applied Science in Computer Forensics  
Associate of Applied Science in Construction Technology  
Associate of Applied Science in Criminal Justice  
Associate of Applied Science in Drafting and Design Technology  
Associate of Applied Science in Electrical Engineering Technology  
Associate of Applied Science in Graphic Communications and Design  
Associate of Applied Science in Industrial Engineering Technology  
Associate of Applied Science in Mobile Communications Technology  
Associate of Applied Science in Network Systems Administration  
Associate of Applied Science in Paralegal  
Associate of Applied Science in Paralegal Studies  
Associate of Applied Science in Software Development  
Associate of Applied Science in Web Design  
Bachelor of Applied Science in Software Development  
Initial Certification – Little Rock campus  
Associate of Applied Science in Nursing

Jefferson Regional Medical Center School of Nursing, Pine Bluff, Arkansas

Initial Certification – Institutional Planning and Development

Associate of Applied Science in Nursing

Jones International University, Centennial, Colorado

Initial Certification – Distance Technology

Graduate Certificate in Financial Management

Graduate Certificate in Health Care Administration

Graduate Certificate in Project Management

Liberty University, Lynchburg, Virginia

Recertification – Distance Technology

Associate of Arts in Business

Associate of Arts in Criminal Justice

Associate of Arts in Interdisciplinary Studies

Bachelor of Science in Business Administration

Bachelor of Science in Criminal Justice

Master of Arts in Management and Leadership

Master of Arts in Human Services

Master of Business Administration

Master of Science in Accounting

Maryville University, St. Louis, Missouri

Initial Certification – Distance Technology

Master of Arts in Organizational Leadership

Master of Business Administration

Master of Nursing

Doctor of Nursing Practice

Mid-America Christian University, Oklahoma City, Oklahoma

Initial Certification – Distance Technology

Associate in Arts and Ethics, General Education

Bachelor of Business Administration in Accounting and Ethics

Bachelor of Business Administration in Ethics

Bachelor of Science in Christian Ministries

Bachelor of Science in Communication, Public Relations and Ethics

Bachelor of Science in Management and Ethics

Bachelor of Science in Psychology and Ethics

Master of Arts in Leadership

Master of Business Administration

Master of Science in Counseling

Missouri State University, Springfield, Missouri

Initial Certification – Distance Technology

Certificate in Manufacturing Management

Bachelor of Applied Science in Technology Management

Bachelor of Science in Communication

Bachelor of Science in Computer Information Systems  
Bachelor of Science in Criminology and Criminal Justice  
Bachelor of Science in Finance  
Bachelor of Science in General Business  
Bachelor of Science in Information Technology Services Management  
Bachelor of Science in Professional Writing  
Bachelor of Science in Socio-Political Communication  
Bachelor of Science in Technology Management  
Graduate Certificate in Conflict and Dispute Resolution  
Graduate Certificate in Education of the Deaf and Hard of Hearing  
Graduate Certificate in History for Teachers  
Graduate Certificate in Homeland Security and Defense  
Graduate Certificate in Orientation and Mobility  
Graduate Certificate in Project Management  
Graduate Certificate in Sports Management  
Master of Arts in History  
Master of Arts in Theatre  
Master of Business Administration  
Master of Music in Music Education  
Master of Science in Administrative Studies  
Master of Science in Computer Information Systems  
Master of Science in Criminology  
Master of Science in Early Childhood and Family Development  
Master of Science in Education-Elementary Education  
Master of Science in Education, Literacy  
Master of Science in Education-Special Education/Visual Impairment Emphasis  
Master of Science in Project Management  
Education Specialist Degree in Educational Administration/Superintendent  
Instructional Technology Specialist Degree  
Doctor of Nursing Practitioner

National University, La Jolla, California

Initial Certification – Distance Technology  
Master of Arts in Teaching

National American University, Rapid City, South Dakota

Initial Certification – Distance Technology  
Bachelor of Science in Accounting  
Bachelor of Science in Applied Information Technology  
Bachelor of Science in Business Administration, Emphasis in Management  
Bachelor of Science in Criminal Justice  
Bachelor of Science in Health Care Management  
Bachelor of Science in Information Technology  
Bachelor of Science in Management  
Bachelor of Science in Organizational Leadership  
RN to Bachelor of Science in Nursing

The New School, New York, New York

Initial Certification – Distance Technology

Master of Arts in Media Study

Master of Arts in Teaching English to Speakers of Other Languages

Master of Science in Media Management

Master of Science in Strategic Design and Management

Northcentral University, Prescott Valley, Arizona

Initial Certification – Distance Technology

Bachelor of Arts in Psychology

Bachelor of Education

Master of Arts in Marriage and Family Therapy

Master of Arts in Psychology

Master of Education

Education Specialist

Doctor of Education

Doctor of Philosophy in Education

Doctor of Philosophy in Marriage and Family Therapy

Doctor of Philosophy in Psychology

Nova Southeastern University, Fort Lauderdale, Florida

Initial Certification – Distance Technology

Master of Health Science

Doctor of Health Science

Doctor of Philosophy in Health Science

Doctor of Philosophy in Physical Therapy

Oklahoma Wesleyan University, Bartlesville, Oklahoma

Recertification – Distance Technology

Associate of Arts in General Studies

Bachelor of Science in Criminal Justice

Bachelor of Science in Organizational Management and Ethics

RN to Bachelor of Science in Nursing

Oregon State University, Corvallis, Oregon

Initial Certification – Distance Technology

Bachelor of Arts in Anthropology

Bachelor of Arts in Economics

Bachelor of Arts in German

Bachelor of Arts in Liberal Studies

Bachelor of Arts in Political Science

Bachelor of Arts in Sociology

Bachelor of Arts in Women, Gender and Sexuality Studies

Bachelor of Science in Agricultural Sciences

Bachelor of Science in Anthropology

Bachelor of Science in Computer Science

Bachelor of Science in Economics

Bachelor of Science in Environmental Economics and Policy

Bachelor of Science in Environmental Sciences  
Bachelor of Science in Fisheries and Wildlife  
Bachelor of Science in General Horticulture  
Bachelor of Science in Human Development and Family Sciences  
Bachelor of Science in Liberal Studies  
Bachelor of Science in Natural Resources  
Bachelor of Science in Political Science  
Bachelor of Science in Psychology  
Bachelor of Science in Sociology  
Bachelor of Science in Women, Gender and Sexuality Studies  
Certificate in Geographic Information  
Certificate in Public Health  
Master of Education  
Master of Education in Organization and Human Resource Education  
Master of Science in Counseling  
Master of Science in Science and Math Education  
Master of Science in Radiation Health Physics  
Master of Science in Natural Resources  
Masters of Science in Fisheries and Wildlife Administration  
Doctor of Philosophy in Counseling  
Doctor of Philosophy in Community College Leadership  
Doctor of Education in Community College Leadership

Post University, Waterbury, Connecticut

Initial Certification – Distance Technology  
Associate of Science in Accounting  
Associate of Science in Early Childhood Studies  
Associate of Science in Legal Studies  
Associate of Science in Management  
Certificate in Forensic Accounting  
Certificate in Game Design and Animation  
Bachelor of Science in Accounting  
Bachelor of Science in Child Studies  
Bachelor of Science in Finance  
Bachelor of Science in Legal Studies  
Bachelor of Science in Marketing  
Master of Education  
Master of Science in Human Services

Rasmussen College, Bloomington, Minnesota

Initial Certification – Distance Technology  
Bachelor of Science in Agricultural Business Management  
Bachelor of Science in Business Management Technology  
Bachelor of Science in Early Childhood Education Leadership  
Bachelor of Science in Social Work  
Recertification – Distance Technology  
Associate of Applied Science in Accounting  
Associate of Applied Science in Business Management

Associate of Applied Science in Criminal Justice  
Associate of Applied Science in Early Childhood Education  
Associate of Applied Science in Health Information Technician  
Associate of Applied Science in Human Services  
Associate of Applied Science in Information Systems Management  
Associate of Applied Science in Medical Administration  
Associate of Applied Science in Paralegal  
Bachelor of Science in Accounting  
Bachelor of Science in Business Management  
Bachelor of Science in Criminal Justice  
Bachelor of Science in Cyber Security  
Bachelor of Science in Finance  
Bachelor of Science in Health Information Management  
Bachelor of Science in Healthcare Management  
Bachelor of Science in Human Resources and Organizational Leadership  
Bachelor of Science in Information Technology Management  
Bachelor of Science in Marketing  
Bachelor of Science in Nursing

Rutgers, the State University of New Jersey, New Brunswick, New Jersey

Initial Certification – Distance Technology  
Bachelor of Science in Labor and Employment Relations  
Bachelor of Science in Public Health  
Bachelor of Science in Nursing (RN to BSN)  
Master of Accountancy in Governmental Accounting  
Master of Arts in American Studies  
Master of Arts in Criminal Justice  
Master of Arts in French Literature  
Master of Arts in Global Affairs  
Master of Arts in Jazz History  
Master of Arts in Liberal Studies  
Master of Arts in Political Science  
Master of Arts in Teaching in Global Languages  
Master of Arts in Teaching in Science  
Master of Arts in Teaching in Spanish  
Master of Business and Science in Drug Discovery and Development  
Master of Business and Science in Supply Chain Management  
Master of Engineering in Biomedical Engineering  
Master of Engineering in Pharmaceutical Engineering and Science  
Master of Education in Adult Education  
Master of Education in Language Education  
Master of Education in Learning, Cognition, and Development  
Master of Library and Information Sciences  
Master of Music in Music Education  
Master of Public Administration  
Master of Science in Behavioral and Neural Sciences  
Master of Science in Earth and Environmental Science  
Master of Science in Economics

Master of Social Work  
Doctor of Nursing Practice

Saint Francis University, Loretto, Pennsylvania

Initial Certification – Distance Technology  
Master of Health Science

Savannah College of Art and Design, Savannah, Georgia

Initial Certification – Distance Technology  
Master of Arts in Luxury and Fashion Management  
Master of Arts in Photography  
Master of Fine Arts in Painting  
Master of Fine Arts in Photography  
Master of Fine Arts in Writing

Saybrook University, San Francisco, California

Initial Certification – Distance Technology  
Master of Arts in Human Science  
Master of Arts in Organizational Systems  
Master of Arts in Psychology  
Master of Science in Mind Body Medicine  
Doctor of Philosophy in Human Science  
Doctor of Philosophy in Organizational Systems  
Doctor of Mind Body Medicine  
Doctor of Philosophy in Psychology

Simmons College, Boston, Massachusetts

Initial Certification – Distance Technology  
Master of Science in Nursing

Southeast Missouri State University, Cape Girardeau, Missouri

Initial Certification – Distance Technology  
Bachelor of General Studies  
Bachelor of Science in Business Administration  
Bachelor of Science in Interdisciplinary Studies  
Bachelor of Science in Nursing  
Bachelor of Science in Technology Management  
Master of Arts in Educational Technology  
Master of Arts in Teaching of English as a Second Language  
Master of Business Administration  
Master of Science in Business, Organizational Management  
Master of Science in Criminal Justice

South University, Savannah, Georgia

Initial Certification – Distance Technology  
Associate of Science in Paralegal Studies  
Bachelor of Science in Public Relations  
Master of Public Relations



Master of Science in Accounting  
Initial Certification – Little Rock Campus  
Associate of Science in Accounting  
Associate of Science in Criminal Justice  
Associate of Science in Information Technology  
Associate of Applied Science in Occupational Therapy Assistant  
Associate of Applied Science in Physical Therapist Assistant  
Master of Arts in Clinical Mental Health Counseling  
Master of Public Health  
Master of Science in Information Systems Technology  
Master of Science in Leadership  
Master of Science in Nursing (RN to MSN)  
Doctor of Business Administration  
Doctor of Nursing Practice

Strayer University, Washington, D.C.

Initial Certification – Distance Technology and at the Little Rock campus  
Master of Science in Information Assurance

Trident University International, Cypress, California

Initial Certification – Distance Technology  
Master of Arts in Education  
Master of Science in Emergency Disaster Management  
Master of Science in Information Technology  
Doctor of Philosophy in Business Administration  
Doctor of Philosophy in Educational Leadership  
Doctor of Philosophy in Health Sciences

Union University, Jackson, Tennessee

Initial Certification – Distance Technology  
Doctor of Nursing Practice

University of Cincinnati, Cincinnati, Ohio

Initial Certification – Distance Technology  
Associate of Applied Science in Early Childhood Learning Community  
Associate of Applied Science in Fire Science Technology  
Bachelor of Science in Education in Early Childhood  
Bachelor of Science in Fire Science  
Bachelor of Science in Sign Language Interpreting  
Master of Education in Curriculum and Instruction  
Master of Education in Educational Leadership  
Master of Education in Literacy and Second Language Studies  
Master of Education in Medical Education  
Master of Education in School Psychology  
Master of Education in Special Education  
Master of Engineering, Electrical Engineering  
Master of Health Administration  
Master of Science in Taxation

Master of Science in Pharmaceutical Science, emphasis in Cosmetic Science

University of Missouri, Columbia, Missouri

Initial Certification – Distance Technology,

Master of Education in Teaching English to Speakers of Other Languages

Master of Education in Gifted Education

Master of Arts in Information Science and Learning Technologies, emphasis in Library Science

University of Nebraska at Kearney

Initial Certification – Distance Technology

Bachelor of Arts in Early Childhood

Bachelor of Science in Business Administration

Bachelor of Science in Criminal Justice

Bachelor of Science in Organizational and Relational Communication

Bachelor of Science in Sociology

Doctor of Education in School Superintendent

University of Nebraska-Lincoln

Initial Certification – Distance Technology

Bachelor of Science in Applied Science

Master of Applied Science

Master of Arts in German Education

Master of Arts in Journalism and Mass Communication

Master of Arts in Special Education

Master of Arts in Teaching, Mathematics

Master of Arts in Textiles, Merchandise and Fashion Design

Master of Education, Educational Administration

Master of Education, Special Education

Master of Engineering

Master of Business Administration

Master of Science in Agronomy

Master of Science in Architecture

Master of Science in Child, Youth and Family Studies

Master of Science in Entomology

Master of Science in Nutrition and Health Sciences

Master of Science in Textiles, Merchandise and Fashion Design

Doctor of Education in Educational Administration

Doctor of Education in Educational Studies

Doctor of Philosophy in Educational Studies

University of Nebraska at Kearney

Initial Certification – Distance Technology

Master of Arts in Education, Art Education

Master of Arts in Education, Curriculum and Instruction

Master of Arts in Education, Curriculum Supervisor of Academic Area

Master of Arts in Education, Music Education

Master of Arts in Education Physical Education

Master of Arts in Education, Reading  
Master of Arts in Education, School Principalship  
Master of Arts in Education, Spanish  
Master of Arts in Education, Special Education  
Master of Arts in Education, Supervisor of Special Education  
Master of Arts in History  
Master of Science in Biology  
Master of Science in Education, Instructional Technology  
Master of Science in Education, Science/Math Education

University of Nebraska Medical Center

Initial Certification – Distance Technology  
Bachelor of Science in Clinical Laboratory Sciences  
Bachelor of Science in Radiation Science Technology  
RN to Bachelor of Science in Nursing  
Master of Public Health  
Master of Science in Perfusion Science  
Master of Science in Physician Assistant Studies  
Master of Science in Emergency Preparedness  
Master of Science in Nursing

University of Nebraska at Omaha

Initial Certification – Distance Technology  
Bachelor of Science in Criminology and Criminal Justice  
Bachelor of Science in Education, School Library Media  
Bachelor of Science in Education, Library Science  
Bachelor of Science in General Administration  
Bachelor of Science in General Studies  
Bachelor of Science in Information Technology  
Bachelor of Science in Library Science  
Bachelor of Science in Management Information Systems  
Bachelor of Science in Nonprofit Administration  
Bachelor of Science in Political Science  
Bachelor of Science in Sociology  
Master of Arts in Social Gerontology  
Master of Fine Arts in Creative Writing  
Master of Public Administration  
Master of Science in Child, Youth and Family Studies  
Master of Science in Criminology and Criminal Justice  
Master of Science in Elementary Education  
Master of Science in Political Science  
Master of Science in Reading  
Master of Science in Secondary Education  
Master of Science in Special Education

University of North Carolina Wilmington, Wilmington, North Carolina

Initial Certification – Distance Technology  
Bachelor of Arts in Criminology

Bachelor of Science in Business Administration  
Bachelor of Science in Clinical Research  
Bachelor of Science in Nursing (RN to BSN)  
Bachelor of Science in Social Work  
Master of Arts in Liberal Studies  
Master of Science in Chemistry  
Master of Science in Clinical Research  
Master of Science in Instructional Technology

University of Phoenix, Phoenix, Arizona

Initial Certification – Distance Delivery, Rogers and Little Rock Campuses  
Certificate in Bookkeeping  
Certificate in Electronic Health Records  
Certificate in Emergency Management  
Certificate in Health and Wellness  
Certificate in Health Management  
Certificate in Long Term Care  
Bachelor of Science in Organizational Security and Management  
Graduate Certificate in Project Management  
Initial Certification – Little Rock Campus, Rogers Campus  
Master of Science in Nursing  
Recertification – Distance Technology, Little Rock, Rogers, Arkansas campuses  
Master of Information Systems

University of Pittsburgh, Pittsburgh, Pennsylvania

Initial Certification – Distance Technology  
Master of Education in English and Communications  
Master of Education in Elementary Education  
Master of Science in Nursing, Clinical Nurse Leader

University of South Dakota, Vermillion, South Dakota

Initial Certification – Distance Technology  
Associate of Arts in General Studies  
Bachelor of General Studies  
Bachelor of Science in Health Sciences  
Master of Arts in Educational Administration/Adult and Higher Education  
Master of Business Administration  
Master of Professional Accountancy  
Doctorate in Physical Therapy

Victory University, Memphis, Tennessee

Initial Certification – Distance Technology  
Bachelor of Arts in Interdisciplinary Studies  
Bachelor of Fine Arts in Creative Writing Fiction  
Bachelor of Fine Arts in Creative Writing Non-Fiction  
Bachelor of Science in Education (Non-Licensure)

Vista College, Richardson, Texas

Initial Certification – New Campus in Fort Smith, Arkansas  
Associate of Applied Science in Business Management  
Associate of Applied Science in Information Technology  
Associate of Applied Science in Medical Assisting  
Associate of Applied Science in Medical Insurance Billing and Coding

Walden University, Baltimore, Maryland

Initial Certification – Distance Technology  
Master of Science in Education  
Master of Arts in Teaching  
Special Education Endorsement Program with a Master of Science in Education  
Doctor of Education  
Educational Specialist  
Recertification – Distance Technology  
Doctor of Business Administration  
Doctor of Philosophy in Health Services  
Doctor of Philosophy in Human Services  
Doctor of Philosophy in Public Health

Wake Forest University, Winston-Salem, North Carolina

Initial Certification - Distance Technology  
Master of Arts in Human Services

Webster University, St. Louis, Missouri

Initial Certification – Little Rock campus  
Master of Arts in Nonprofit Leadership

Western Governors University, Salt Lake City, Utah

Initial Certification – Distance Technology  
Bachelor of Science in Accounting  
Bachelor of Science in Business Management  
Bachelor of Science in Business - HR Management  
Bachelor of Science in Business - IT Management  
Bachelor of Science in Marketing Management  
Bachelor of Science in Nursing (RN to BSN)  
Bachelor of Science in Sales and Sales Management  
Master of Business Administration in Management and Strategy  
Master of Business Administration in Information Technology Management  
Master of Science in Nursing, Leadership and Management

Western Nebraska Community College, Scottsbluff, Nebraska

Initial Certification – Distance Technology  
Associate of Arts in Accounting  
Associate of Arts in Business Administration  
Associate of Occupational Studies in Business Technology  
Associate of Applied Science in Computer Application Support  
Associate of Applied Science in Executive Assistant

Associate of Applied Science in Health Information Technology  
Associate of Applied Science in Marketing  
Associate of Applied Science in Retail Management

William Woods University, Fulton, Missouri

Initial Certification – Distance Delivery  
Bachelor of Science in American Sign Interpretation-English  
Master of Education in Teaching and Technology  
Recertification – Cave City campus  
Master of Education in Athletics and Activities Administration

Wright Career College, Overland Park, Kansas

Initial Certification – Distance Technology  
Associate of Applied Science in Personal Training and Fitness  
Associate of Applied Science in Business Administration  
Associate of Applied Science in Health Care  
Associate of Applied Science in Network and Security  
Associate of Applied Science in Computer Information Systems  
Bachelor of Science in Business Administration  
Bachelor of Science in Health Care Administration  
Bachelor of Science in Computer Information Systems & Analysis

**Pending Review by Arkansas State Board of Nursing**

ITT Technical Institute, Indianapolis, Indiana

Initial Certification – Little Rock Campus  
Associate of Applied Science in Nursing

**Pending Review by Arkansas Department of Education**

Liberty University, Lynchburg, Virginia

Initial Certification – Distance Technology  
Associate of Arts in Education  
Bachelor of Science in Early Education in Interdisciplinary Studies  
Bachelor of Science in Elementary Education in Interdisciplinary Studies  
Bachelor of Science in Special Education in Interdisciplinary Studies  
Master of Arts in Teaching  
Master of Education  
Educational Specialist in Educational Leadership  
Doctor of Education in Educational Leadership

Oklahoma Wesleyan University, Bartlesville, Oklahoma

Initial Certification – Distance Technology  
Master of Education

University of West Alabama, Livingston, Alabama

Initial Certification – Distance Technology  
Bachelor of Science in Early Childhood Development  
Master of Education in Library Media  
Master of Education in School Counseling

Master of Science in Continuing Education in College Student Development  
Master of Science in Continuing Education in Guidance and Counseling  
Master of Science in Continuing Education in Library Media

Western Governors University, Salt Lake City, Utah

Initial Certification – Distance Technology  
Bachelor of Arts in Early Childhood Education  
Bachelor of Arts in Interdisciplinary Studies  
Bachelor of Arts in Mathematics  
Bachelor of Arts in Special Education  
Master of Arts in English Language Learning  
Master of Arts in Teaching, Mathematics  
Master of Arts in Teaching, Science  
Master of Arts in Teaching, Elementary Education  
Master of Science in Educational Leadership  
Master of Science in Special Education

**Pending Review by Arkansas State Board of Examiners in Counseling**

Argosy University, Orange, California

Initial Certification – Distance Technology  
Doctor of Education in Counseling Psychology

Liberty University, Lynchburg, Virginia

Initial Certification – Distance Technology  
Master of Arts in Professional Counseling  
Master of Arts in Counseling (Marriage and Family)  
Doctor of Philosophy in Professional Counseling

University of South Dakota, Vermillion, South Dakota

Initial Certification - Distance Technology  
Bachelor of Science in Alcohol and Drug Studies  
Master of Arts in Addiction Studies

Victory University, Memphis, Tennessee

Initial Certification – Distance Technology  
Master of Science in Professional Counseling (Non-Licensure)

Wake Forest University, Winston-Salem, North Carolina

Initial Certification - Distance Technology  
Master of Arts in Counseling

**Pending Review by the Arkansas State Medical Board**

Boise State University, Boise, Idaho

Initial Certification – Distance Technology  
Bachelor of Science in Respiratory Care Degree Completion

Independence University, Salt Lake City, Utah  
Initial Certification – Distance Technology  
Associate of Science in Respiratory Therapy  
Bachelor of Science in Respiratory Care

Western New Mexico University, Silver City, New Mexico  
Initial Certification – Distance Technology  
Master of Occupational Therapy



**CERTIFICATION OF INTERCOLLEGIATE ATHLETIC  
REVENUES AND EXPENDITURES FOR 2013-14**

---

A.C.A. §6-62-805 (Act 366 of 1991) requires each state-supported institution of higher education to annually certify by June 15 to the Arkansas Higher Education Coordinating Board that its intercollegiate athletic program will generate sufficient revenues to meet expenditures or that any athletic deficit will be met by separate institutional board-sanctioned student athletic fees.

**Verification of Athletic Budgets and Fee Information**

Institutions with intercollegiate athletic programs submitted ADHE Form 21-2, "Certification of Budgeted Athletic Revenues and Expenditures" and proper supporting documentation. ADHE finance staff verified that the athletic data submitted by the institutions matched the overall 2013-14 institutional operating budgets.

A.C.A. §6-62-804 requires that any student athletic fees assessed must be clearly defined in all publications and institutional board minutes, and listed separate and distinct from tuition or other student fees on student tuition and fee statements. All institutions assessing a student athletic fee have certified to the Department compliance with this requirement and have submitted copies of their student fee billing statements illustrating the disclosure of the athletic fee to each student.

**Summary of Data**

The institutional submissions establish the 2013-14 operating budgets for intercollegiate athletic programs and certify to the Coordinating Board any student athletic fees that will be charged to cover operating deficits. The University of Arkansas, Fayetteville (UAF), Cossatot Community College of the University of Arkansas (CCCUA), Mid-South Community College (MSCC) and North Arkansas College (NAC) do not charge an athletic fee and expect to continue to meet their athletic operating costs without assessing a student athletic fee for the 2013-14 fiscal year. The following institutions have set their athletic fee per student semester credit hour (SSCH) as follows:

<u>Inst.</u>	<u>2012-13 Athletic Fee</u>	<u>2013-14 Athletic Fee</u>
ASUJ	\$17.00	\$17.00
ATU	\$14.00	\$14.00
HSU	\$13.00	\$15.00
SAUM	\$14.00	\$14.00
UAFS	\$15.00	\$16.00
UALR	\$16.10	\$16.66
UAM	\$13.00	\$13.00
UAPB	\$15.00	\$16.00
UCA	\$17.00	\$17.00

A summary chart of 2013-14 athletic certification data from each institution is shown on page 14-3. The summary chart, excluding the University of Arkansas, Fayetteville (UAF), indicates that 44.1 percent of athletic program budgets are being funded from student athletic fees, while 25.1 percent comes from athletic-generated revenues and other athletic income. Transfers from educational and general funds contribute 16.8 percent of the funding. The remaining 14.0 percent is funded from other auxiliary profits.

Other than the educational and general transfer, the use of auxiliary profits is the most sensitive source of income for financing athletic budgets. Other auxiliary profits are included as a revenue source for intercollegiate athletic programs; however, the use of auxiliary funds to support intercollegiate athletic programs should not undermine sound fiscal management of those auxiliary enterprises.

ADHE Executive Staff recommend that the Arkansas Higher Education Coordinating Board approve the following resolution:

**RESOLVED**, That the Arkansas Higher Education Coordinating Board accepts the Certification of Intercollegiate Athletic Revenues and Expenditures Budgeted for 2013-14 as prepared in accordance with Arkansas Higher Education Coordinating Board uniform accounting standards and definitions for athletic reporting.

**Summary of 2013-14 Athletic Certification Data from Institutional Boards of Trustees**

Inst	Athletic Generated Revenues	% of Total Inst Rev	Other Auxiliary Profits	% of Total Inst Rev	E & G Transfer	% of Total Inst Rev	Student Athletic Fee	% of Total Inst Rev	Other Athletic Income	% of Total Inst Rev	Total Expected Inst Rev	Total Budgeted Expenditure	Athletic Fee Per SSCH
ASUJ	\$4,756,512	33.6%	\$2,112,886	14.9%	\$1,214,927	8.6%	\$4,500,000	31.8%	\$1,577,863	11.1%	\$14,162,188	\$14,162,188	\$17.00
ATU	194,352	4.1%	0	0.0%	1,390,687	29.6%	3,087,840	65.8%	18,378	0.4%	4,691,257	4,691,257	14.00
HSU	24,000	0.7%	807,490	22.7%	1,214,927	34.2%	1,506,892	42.4%	0	0.0%	3,553,309	3,553,309	15.00
SAUM	53,000	2.1%	65,646	2.6%	1,180,687	47.0%	1,214,927	48.3%	0	0.0%	2,514,260	2,514,260	14.00
UAFS	94,600	2.7%	599,892	17.0%	0	0.0%	2,821,824	79.8%	20,000	0.6%	3,536,316	3,536,316	16.00
UALR	1,210,369	16.6%	0	0.0%	988,823	13.6%	4,453,235	61.2%	625,351	8.6%	7,277,778	7,277,778	16.66
UAM	36,000	1.1%	1,606,868	47.4%	975,280	28.8%	769,275	22.7%	0	0.0%	3,387,423	3,387,423	13.00
UAPB	2,072,000	32.4%	502,442	7.8%	1,138,234	17.8%	1,265,000	19.8%	1,426,311	22.3%	6,403,987	6,403,987	16.00
UCA	1,515,000	15.5%	2,005,840	20.5%	1,000,000	10.2%	5,016,000	51.2%	268,949	2.7%	9,805,789	9,805,789	17.00
CCCUA	0	0.0%	0	0.0%	66,555	100.0%	0	0.0%	0	0.0%	66,555	66,555	0.00
MSCC	0	0.0%	0	0.0%	100,000	65.4%	0	0.0%	53,000	34.6%	153,000	153,000	0.00
NAC	5,000	1.7%	110,799	38.6%	126,312	44.0%	0	0.0%	44,958	15.7%	287,069	287,069	0.00
<b>Subtotal</b>	<b>\$9,960,833</b>	<b>17.8%</b>	<b>\$7,811,863</b>	<b>14.0%</b>	<b>\$9,396,432</b>	<b>16.8%</b>	<b>\$24,634,993</b>	<b>44.1%</b>	<b>\$4,034,810</b>	<b>7.2%</b>	<b>\$55,838,931</b>	<b>\$55,838,931</b>	
UAF	67,734,000	84.0%	0	0.0%	0	0.0%	0	0.0%	12,941,500	16.0%	80,675,500	68,957,442	0.00
<b>Total</b>	<b>\$77,694,833</b>	<b>56.9%</b>	<b>\$7,811,863</b>	<b>5.7%</b>	<b>\$9,396,432</b>	<b>6.9%</b>	<b>\$24,634,993</b>	<b>18.0%</b>	<b>\$16,976,310</b>	<b>12.4%</b>	<b>\$136,514,431</b>	<b>\$124,796,373</b>	

NOTE: Sources of **Other Athletic Income** are foundations/clubs and other private gifts, miscellaneous income, work study program, etc.

**ECONOMIC FEASIBILITY OF LOAN  
ARKANSAS STATE UNIVERSITY - JONESBORO**

---

Arkansas State University - Jonesboro (ASUJ) requests approval of the economic feasibility of plans to secure a loan from the College Savings Bond Revolving Loan Fund in the amount of \$1,000,000 with a term of ten (10) years with an annual interest rate not to exceed 1.0 percent. Proceeds from the loan will be used for educational & general (E&G) purposes for Americans with Disabilities Act (ADA) campus surface improvements including pedestrian walkways and parking. The Arkansas State University Board of Trustees approved this loan financing at its meeting on July 24, 2013.

The educational and general (E&G) issue will be \$1,000,000 with an estimated annual debt service of \$101,325. Coordinating Board policy regarding debt service provides that a maximum of 25 percent of net tuition and fee revenue may be pledged to educational and general (E&G) debt service. Net tuition and fee revenue is the gross tuition and fee revenue less unrestricted educational and general scholarship expenditures.

Relevant data follows:

Budgeted 2013-14 Net Tuition and Fee Revenue .....	\$ 61,732,707
Maximum Debt Service (\$ 61,732,707 x 25%) .....	15,433,177
Existing Debt Service .....	4,645,310
Proposed Debt Service .....	101,325
Amount Remaining for Additional Debt Service .....	\$ 10,686,542

The above data demonstrates that Arkansas State University - Jonesboro has sufficient tuition and fee revenue to support a loan of \$1,000,000 with a term of ten (10) years with an annual interest rate not to exceed 1.0 percent.

Any loan proceeds utilized for purchase or construction of new facilities resulting in additional square footage will be subject to the AHECB policy as adopted in October 2010. The above project does not provide additional square footage to the campus.

ADHE Executive Staff recommend that the Arkansas Higher Education Coordinating Board approve the following resolution.

**RESOLVED**, That the Arkansas Higher Education Coordinating Board approves the loan from the College Savings Bond Revolving Loan Fund to Arkansas State University - Jonesboro (ASUJ) for \$1,000,000 with a term of ten (10) years at an interest rate not to exceed 1.0 percent for ADA campus surface improvements including pedestrian walkways and parking.

**FURTHER RESOLVED**, That the Director of the Arkansas Department of Higher Education is authorized to notify the President and the Chair of the Board of Trustees of Arkansas State University of the Coordinating Board's resolution.

**ECONOMIC FEASIBILITY OF PRIVATE LOAN  
HENDERSON STATE UNIVERSITY**

---

Henderson State University requests approval of the economic feasibility of plans to secure a loan from private lenders not to exceed \$1.1 million with a term of up to twenty (20) years at an expected annual interest rate not to exceed 5.0 percent. Proceeds from the loan will be used for auxiliary purposes to repay their food service provider, Aramark for equipment and renovation of the café portion of the Garrison Activity and Conference Center. The Henderson State University Board of Trustees approved this action at its meeting held on May 10, 2013.

The auxiliary issue will be approximately \$1.1 million with an annual debt service payment of \$87,114. Proceeds will be used purchase equipment and renovate the space necessary to provide a Starbucks kiosk and a Chick-fil-A. Aramark agreed to pay for the renovations and equipment to allow the project to proceed immediately. Coordinating Board policy regarding debt service for auxiliary projects provides that annual net auxiliary revenues should be no less than 120 percent of the total annual auxiliary debt service.

Relevant data follows:

Budgeted 2013-2014 Net Food Services Revenue.....	\$ 489,233
Maximum Debt Service (\$489,233/120%).....	407,694
Existing Debt Service .....	241,136
Proposed Debt Service .....	87,114
Amount Remaining for Additional Debt Service .....	\$ 79,444

The above data demonstrates that the Henderson State University has sufficient revenue to support an auxiliary loan of approximately \$1.1 million with a term of twenty (20) years at an estimated annual interest rate not to exceed 5.0 percent.

Any loan proceeds utilized for purchase or construction of new facilities resulting in additional square footage will be subject to the AHECB policy as adopted in October 2010. The above project does not provide additional square footage to the campus.

ADHE Executive Staff recommend that the Arkansas Higher Education Coordinating Board approve the following resolution.

**RESOLVED**, That the Arkansas Higher Education Coordinating Board considers economically feasible plans for the Henderson State University to secure a loan not to exceed \$1.1 million with a term of twenty (20) years at an estimated annual interest rate not to exceed 5.0 percent to repay their food service provider, Aramark for equipment and renovation of the café portion of the Garrison Activity and Conference Center.

**FURTHER RESOLVED**, That the Director of the Arkansas Department of Higher Education is authorized to notify the President and the Chair of the Board of Trustees of the Henderson State University of the Coordinating Board's resolution.