

Asa Hutchinson
Governor

Maria Markham, Ph.D.
Director

Bob Crafton
AHECB Chairman

ARKANSAS HIGHER EDUCATION COORDINATING BOARD

SPECIAL MEETING

JANUARY 26, 2017



Arkansas Department of Higher Education

423 Main Street, Suite 400 | Little Rock, AR 72201 | (501) 371-2000

ARKANSAS HIGHER EDUCATION COORDINATING BOARD SPECIAL MEETING

**Thursday, January 26, 2017
4:00 p.m.**

Southern Arkansas University

AGENDA

1. 2016 Fall and 2016 Annual Enrollment Report (Dr. Marla Strecker)
2. ~~Annual Report First Year Student Remediation for Fall 2016 (Dr. Strecker)~~
3. Survey of Institutional Scholarships and Waivers (Ms. Tara Smith)

ANNUAL ENROLLMENT REPORT

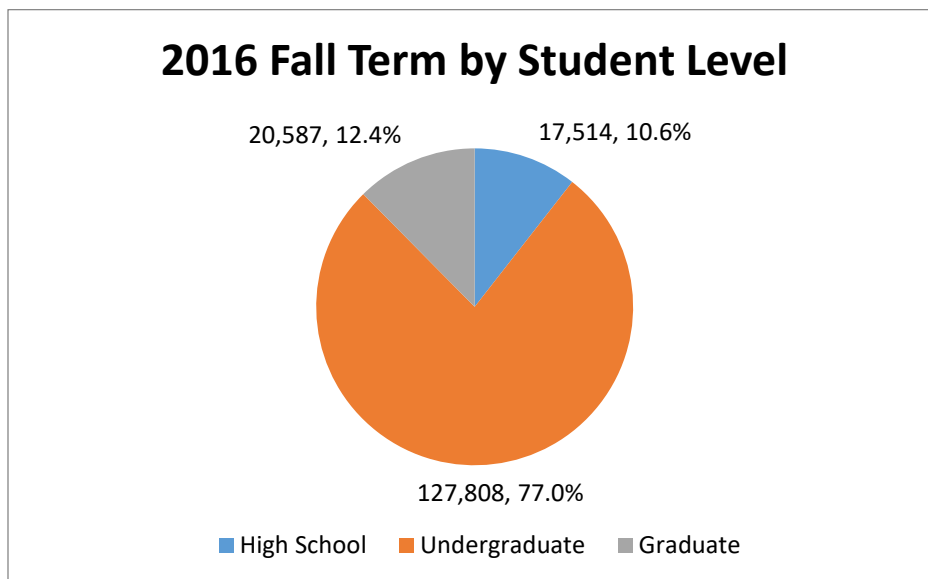
Attachments

Attachment 1-1	Fall Enrollment: From 2012 Fall through 2016 Fall
Attachment 1-2	Annual Unduplicated Enrollment by Academic Year and Institution
Attachment 1-3	Enrollment by Gender
Attachment 1-4	Enrollment by Race/Ethnicity
Attachment 1-5	Enrollment by Age
Attachment 1-6	Enrollment by Attend Status
Attachment 1-7	Fall Only SSCH and FTE
Attachment 1-8	Annual SSCH and FTE

One-year comparisons:

The **total** enrollment for the 2016 Fall term in all sectors of Arkansas higher education (public universities, public colleges, as well as independent colleges and universities and nursing schools¹) was **165,909 students**; representing a 1-year decrease of 0.7 percent.

Of these 165,909 students, 17,514 were high school students (10.6 percent), 127,808 were undergraduate students (77.0 percent) and 20,587 were graduate students (12.4 percent).

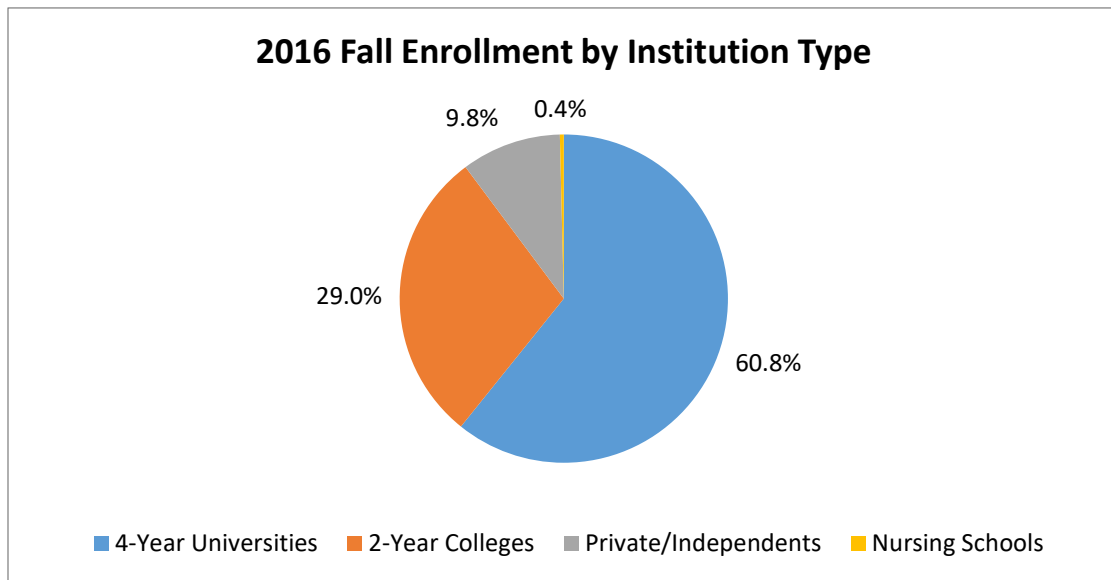


¹ The nursing schools of BSN (Baptist School of Nursing) and JSN (Jefferson School of Nursing) report data to ADHE due to the Lottery Act.

Only the number of graduate students enrolled has increased since the 2015 Fall term. The number of both high school and undergraduate students has decreased.

Growth Since 2015 Fall	Numbers	Percent
High School	-276	-1.6%
Undergraduate	-1,847	-1.4%
Graduate	977	5.0%
Total	-1,182	-0.7%

Public 4-Year University enrollment continues to constitute the majority of all higher education enrollment in Arkansas. The below pie chart illustrates that 60.8 percent of all college students are enrolled at public 4-Year Universities, 29.0 percent are at public 2-Year Colleges, 9.8 percent are at private/independent institutions of higher education, and 0.4 percent are enrolled at nursing schools.



The current enrollment decline is only affecting public 2-Year Colleges and to a lesser degree, the Private and Independent institutions.

Growth Since 2015 Fall	Numbers	Percent
4-Year Universities	1337	1.34%
2-Year Colleges	-2,392	-4.73%
Private/Independents	-106	-0.65%
Nursing Schools	13	2.08%
Total	-1,148	-0.69%

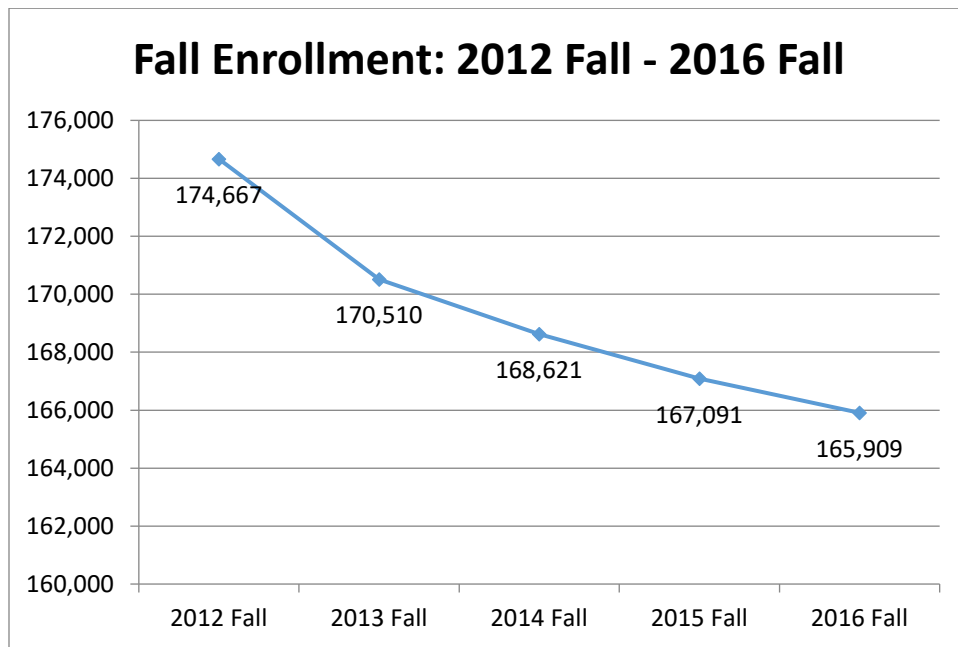
Issue of Non-Traditional and Innovative Terms/Semesters

Historically, colleges and universities have enrolled students into fall, spring and summer terms. However, with many institutions attempting to be more customer service oriented and because of increased competition for students from other institutions of higher education (including out-of-state online programs), many institutions are offering enrollments into terms that do not coincide with the traditional fall, spring and summer terms. A common arrangement is three terms per semester: (a) one 8-week term at the beginning of the traditional term, (b) a second 8-week term at the end of the traditional term, and (c) the full 16-week traditional term. Some terms may even cross over the traditional terms, such as an 8-week term starting in late November and ending in January, etc.

This phenomenon is expected to continue and its use will most likely increase. This will have the effect of blurring term comparisons making annual comparisons more useful than term comparisons.

Five-year comparisons:

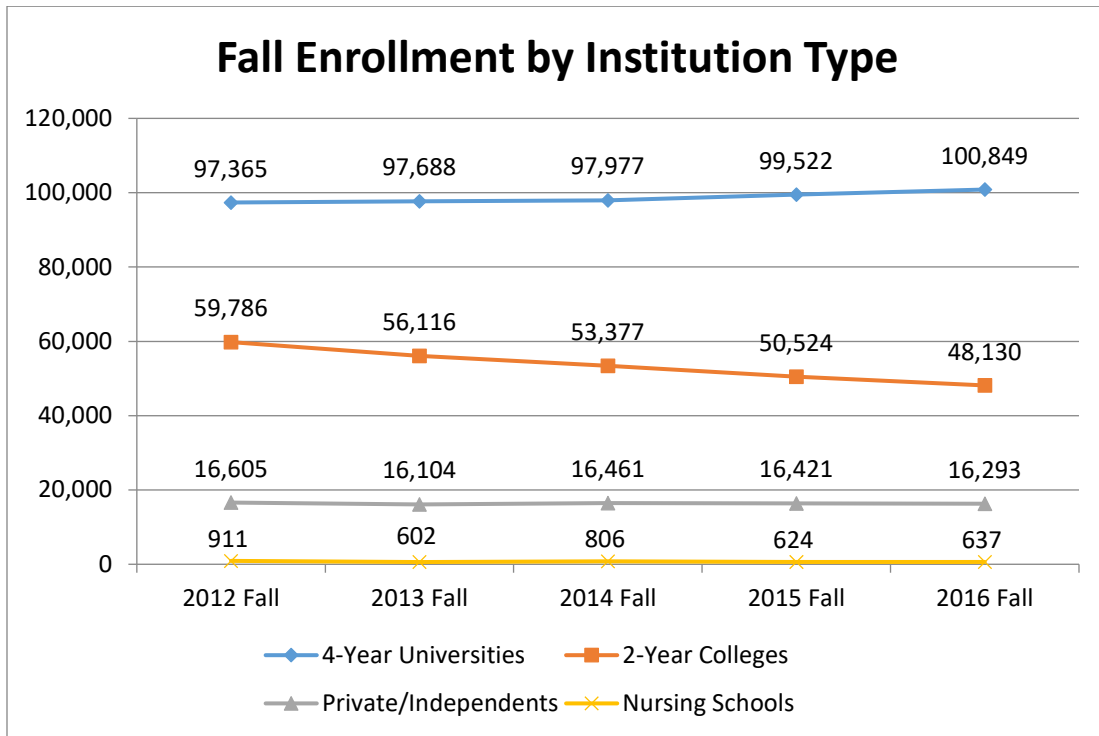
Comparing 2016 Fall data to 2012 Fall data, total enrollment is down 8,758 students (5.0 percent).



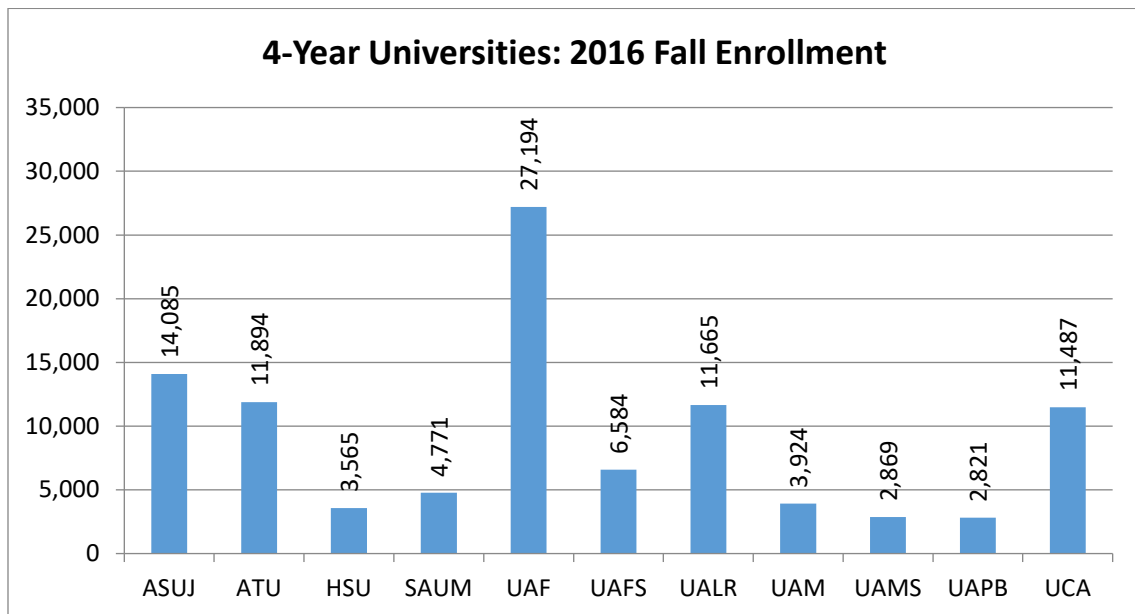
The table below shows that the highest percentage growth has occurred with the enrollment of high school students.

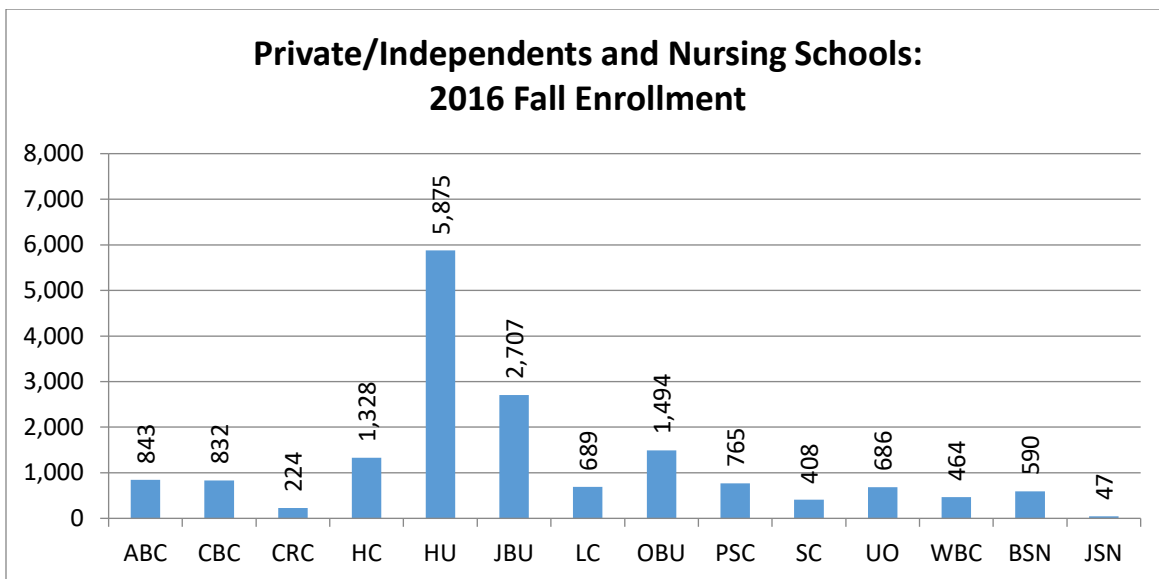
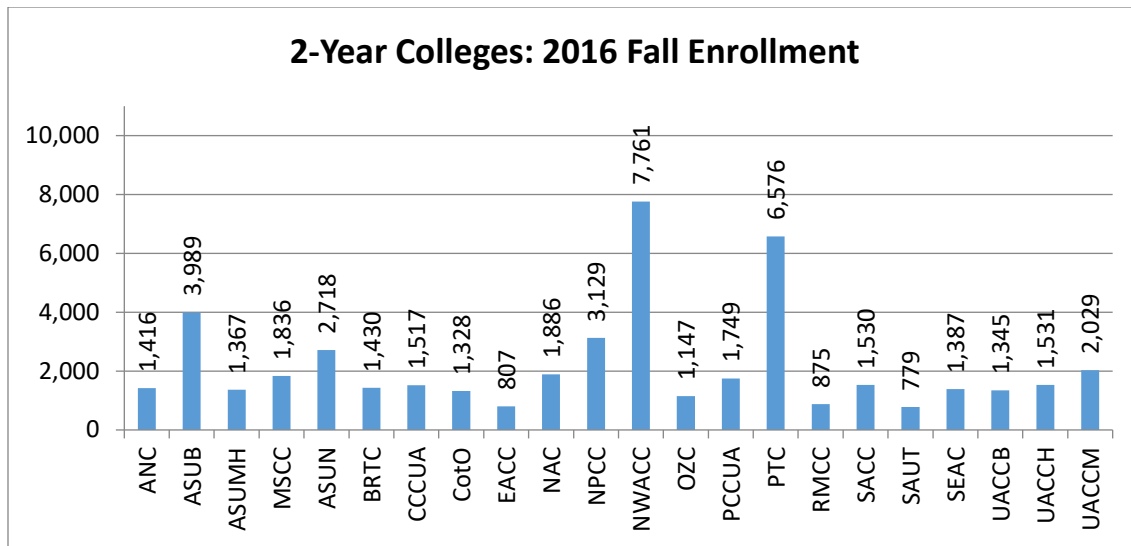
Growth Since 2012 Fall	Numbers	Percent
High School	3,750	27.2%
Undergraduate	-14,392	-10.1%
Graduate	1,884	10.1%
Total	-8,758	-5.0%

Public institutions account for 89.8 percent of total enrollment.



The following summarizes more specific information by sector.





Annual Unduplicated Headcount Enrollment

Annual unduplicated headcount enrollment is counting all students one time for the entire academic year. The student may be enrolled in two or more semesters but they are counted only once during the academic year.

Attachment 1-2 shows the total number of students served in for-credit classes at Arkansas higher education institutions by academic year, focusing on the unduplicated headcount of students enrolled in colleges and universities during at least one term during the academic year. The semesters and terms composing an academic year correspond closely to the July 1 through June 30 fiscal year and chronologically include a second summer term, the following fall semester, the following spring semester, and the following first summer term. (Note: Students enrolled in off-schedule courses related to these semesters and terms are also included. Also, the nursing schools of BSN and JSN have not yet participated in data collection

process to have five years of history.) In those cases where the student enrolled in more than one term, which is most frequently the case, the student is counted only one time, hence this reports unduplicated headcount enrollment for the academic year and for each institution.

Unduplicated headcount provides a more complete picture of total statewide enrollment than does just the fall semester enrollment summary. The fall semester enrollment report presents a snapshot of enrollment that is valid for the fall term, but it does not take into account the number of new or returning students who enroll during the other semesters and terms throughout the academic year. The unduplicated headcount enrollment summary is also a better measure of the total number of students served at the college or university level.

The annual unduplicated headcount enrollment for Academic Year 2016 (2015-2016) in Arkansas higher education (4-year public universities, 2-year public colleges, private independent institutions, and nursing schools) was **200,926 students**; representing a 1-year decrease of 3.0 percent and a 5-year decrease of 0.05 percent.

Six 4-Year Universities reported increases in 1-year growth with the top three as follows:

1. Southern Arkansas University –21.1 percent
2. University of Arkansas Pine Bluff – 5.7 percent
3. Arkansas State University Jonesboro – 5.0 percent

Six of the eleven 4-Year Universities experienced positive 5-year growth. The top three were:

1. Southern Arkansas University –29.0 percent
2. University of Arkansas Fayetteville – 12.8 percent
3. Arkansas Tech University – 9.3 percent

Six of the twenty-two 2-Year Colleges experienced 1-year increases in annual unduplicated headcount enrollment. The top three were:

1. Arkansas State University - Newport – 11.5 percent
2. University of Arkansas Community College at Hope – 4.2 percent
3. University of Arkansas Community College at Batesville – 3.9 percent

Only three of the twenty-two 2-Year Colleges experienced positive 5-year growth. They were:

1. Arkansas State University Newport – 30.1 percent
2. Cossatot Community College of the University of Arkansas – 3.2 percent
3. University of Arkansas Community College at Hope – 2.3 percent

Seven private/independent institutions experienced 1-year growth in unduplicated headcount enrollment. The top three were:

1. University of the Ozarks – 10.5 percent
2. Arkansas Baptist College – 5.7 percent
3. Philander Smith College – 5.6 percent

Five of the private/independent institutions experienced 5-year growth in unduplicated

headcount enrollment. The top three were:

1. Lyon College – 17.8 percent
2. John Brown University – 16.3 percent
3. Central Baptist College – 5.0 percent

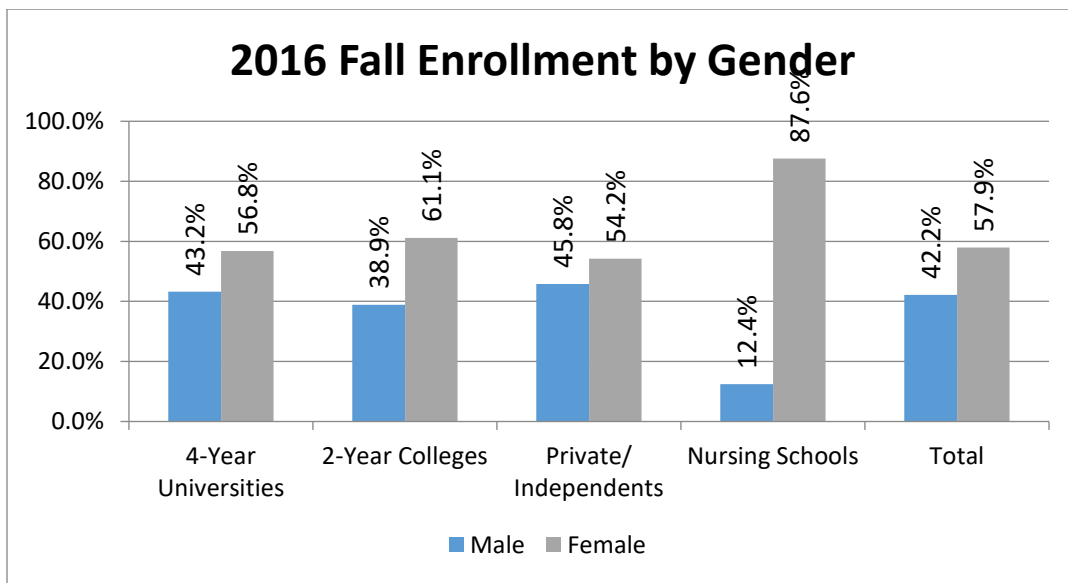
For the nursing schools, Jefferson School of Nursing reported a 1-year growth rate of 5.3 percent.

NOTE: The private/independent institutions and nursing schools are not being reported for 5-year growth as they have not been submitting data for each term of enrollment for five years. Their reporting of enrollment for every term began with the Lottery Act.

Student Demographic Profile

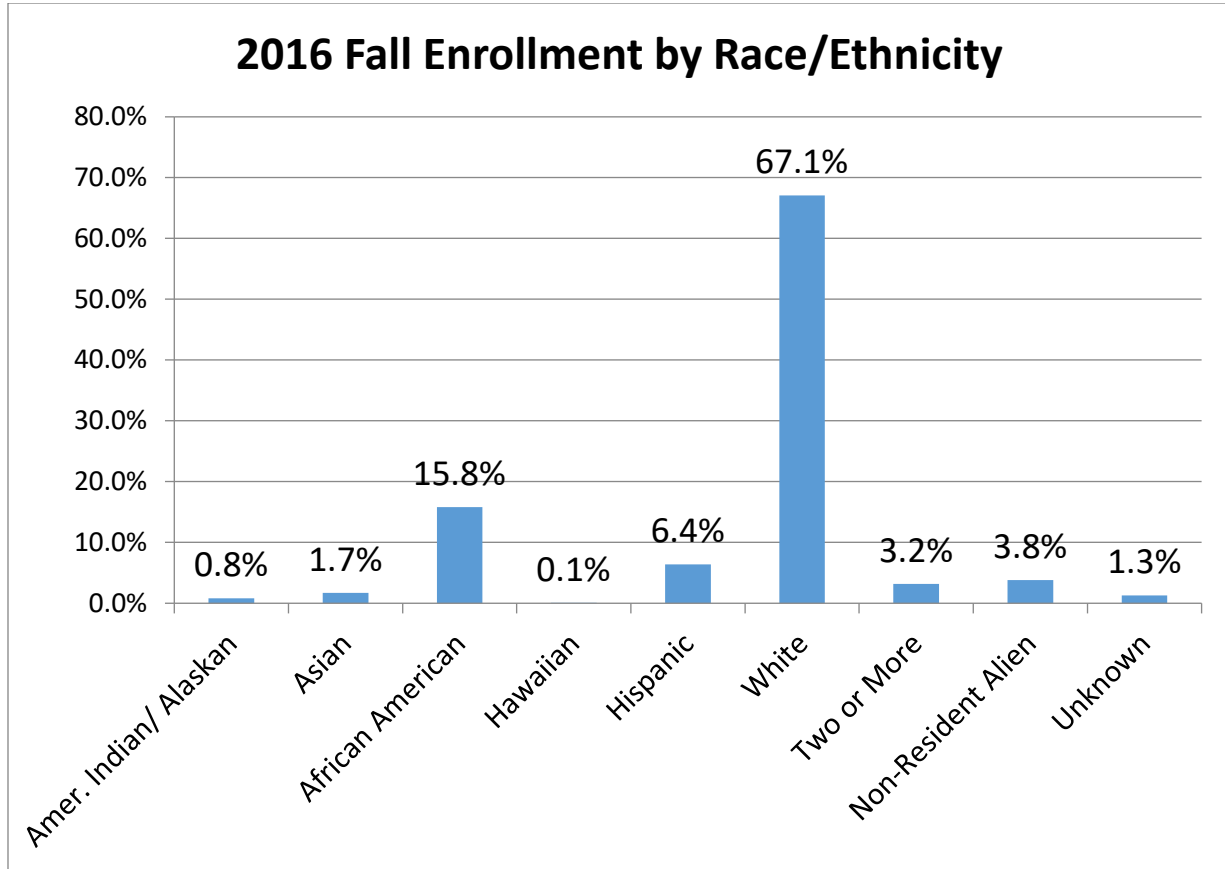
A demographic overview of students enrolled in Arkansas public higher education in fall 2016 contrasts significantly between the universities and the colleges and has changed since fall 2012.

- **Gender:** Overall, the proportion of male-to-female students has seen a gradual increase in the percentage of male students over the past 5 years from 40.9 percent in fall 2012 to 42.2 percent in fall 2016.



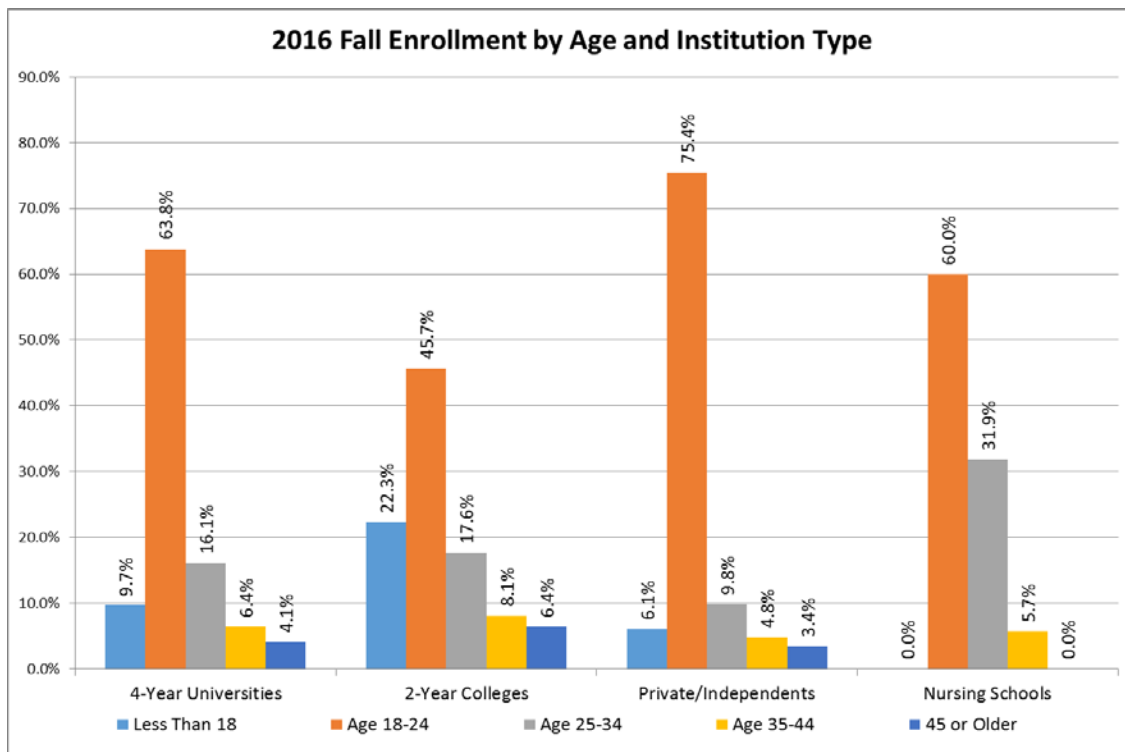
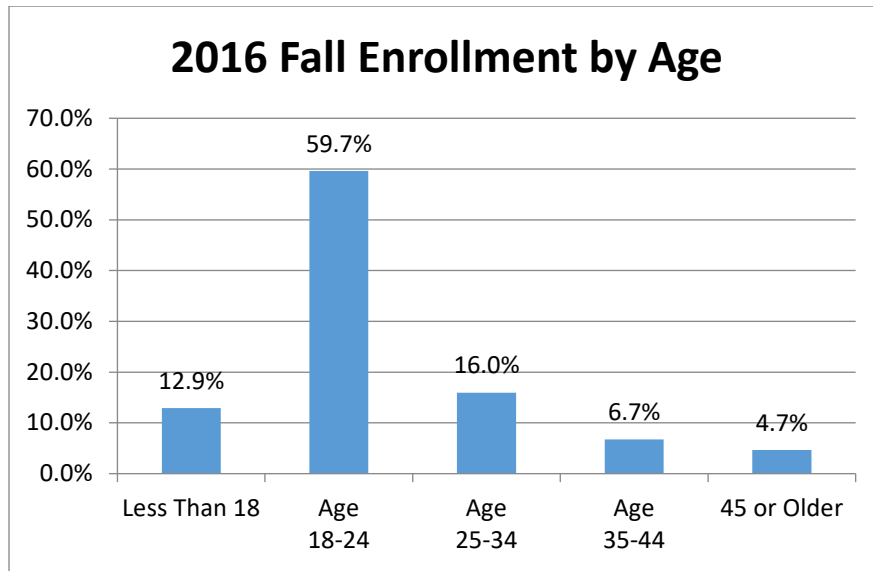
Change in Gender	Percent Male 2012 Fall	Percent Male 2016 Fall	Change
4-Year Universities	43.3%	43.2%	-0.1%
2-Year Colleges	37.3%	38.9%	1.6%
Private/ Independents	43.8%	45.8%	2.0%
Nursing Schools	11.4%	12.4%	1.0%
Total	40.9%	42.2%	1.3%

- Race/Ethnicity:** The race/ethnic breakdown for the fall 2016 semester follows. Note that the race/ethnicity categories are abbreviated; the full classifications are American Indian/Alaskan Native only, Asian only, African American only, Hawaiian and Pacific Islander only, Hispanic any, White only, Two or More Races only, Non-Resident Alien, and Unknown.

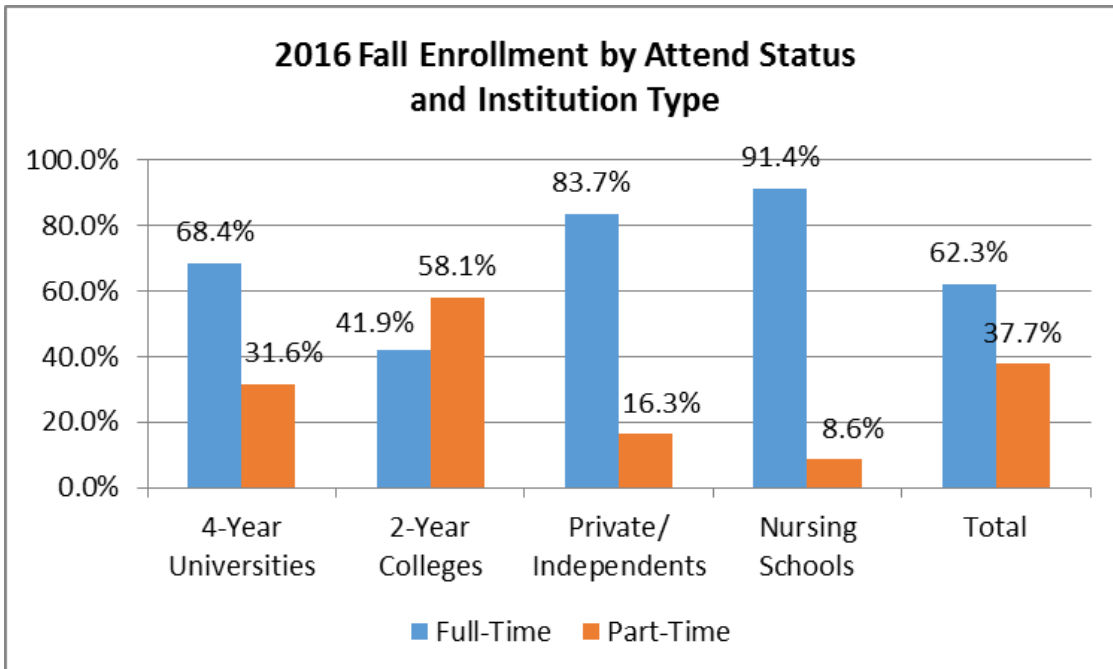
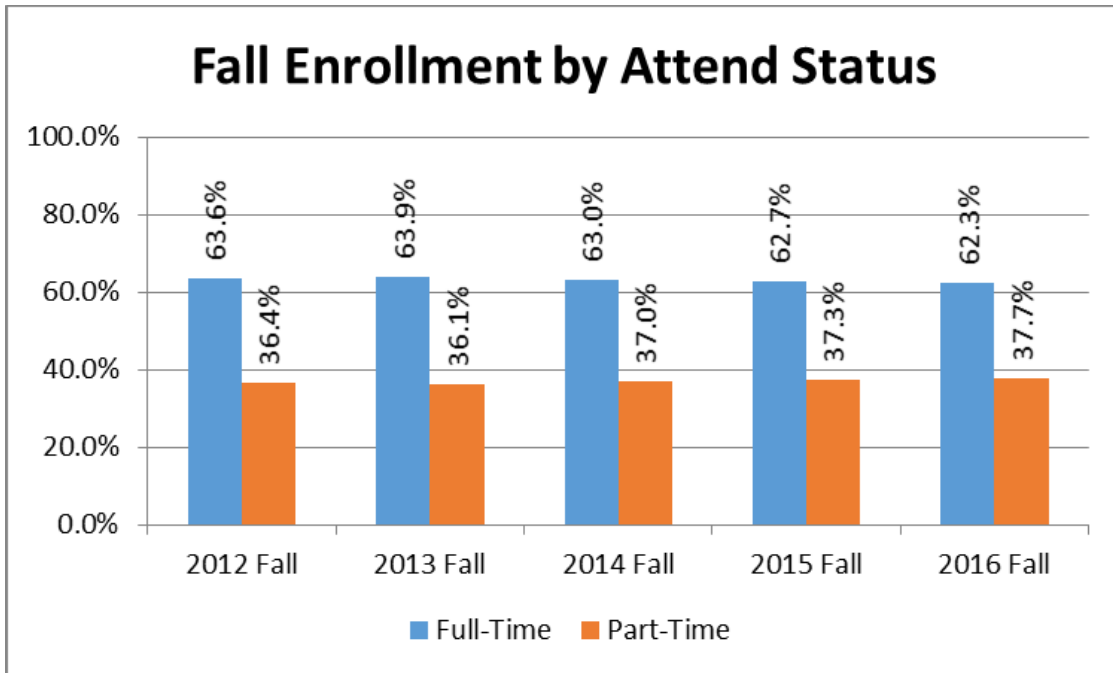


2016 Fall	Amer. Indian/Alaskan	Asian	African American	Hawaiian	Hispanic	White	Two or More	Non-Resident Alien	Unknown
4-Year Universities	0.9%	1.9%	14.7%	0.1%	5.1%	69.0%	3.0%	4.3%	0.9%
2-Year Colleges	0.7%	1.1%	21.4%	0.1%	6.2%	66.1%	2.4%	0.5%	1.5%
Private/Independent	0.9%	1.3%	15.8%	0.1%	3.6%	70.7%	1.9%	4.4%	1.4%
Nursing Schools	0.6%	1.1%	20.7%	0.0%	1.5%	74.2%	1.9%	0.0%	0.0%
Total	0.9%	1.6%	17.0%	0.1%	5.3%	68.3%	2.7%	3.1%	1.1%

- Age:** The age distribution reveals contrasting trends for the two sectors. Not surprisingly, 63.8 percent of 4-Year University students and 75.4 percent of private independent students are in the traditional-age bracket (18-24 years), while only 45.7 percent of 2-Year College students are in this age bracket. When it comes to nursing students, 60.0 percent are between the ages of 18 and 24.



- **Attendance Status:** Since fall 2012, the overall percent of full-time students has increased slightly.



- **Geographic Origin:** For all institutions, 78.4 percent of the students enrolled in the fall 2016 semester at Arkansas universities and colleges are from Arkansas.

Origin	Count	Percent
Arkansas	127,088	78.4%
Texas	10,062	6.2%
Foreign Country	6,350	3.9%
Missouri	3,777	2.3%
Oklahoma	2,569	1.6%
Tennessee	2,240	1.4%
Louisiana	1,206	0.7%

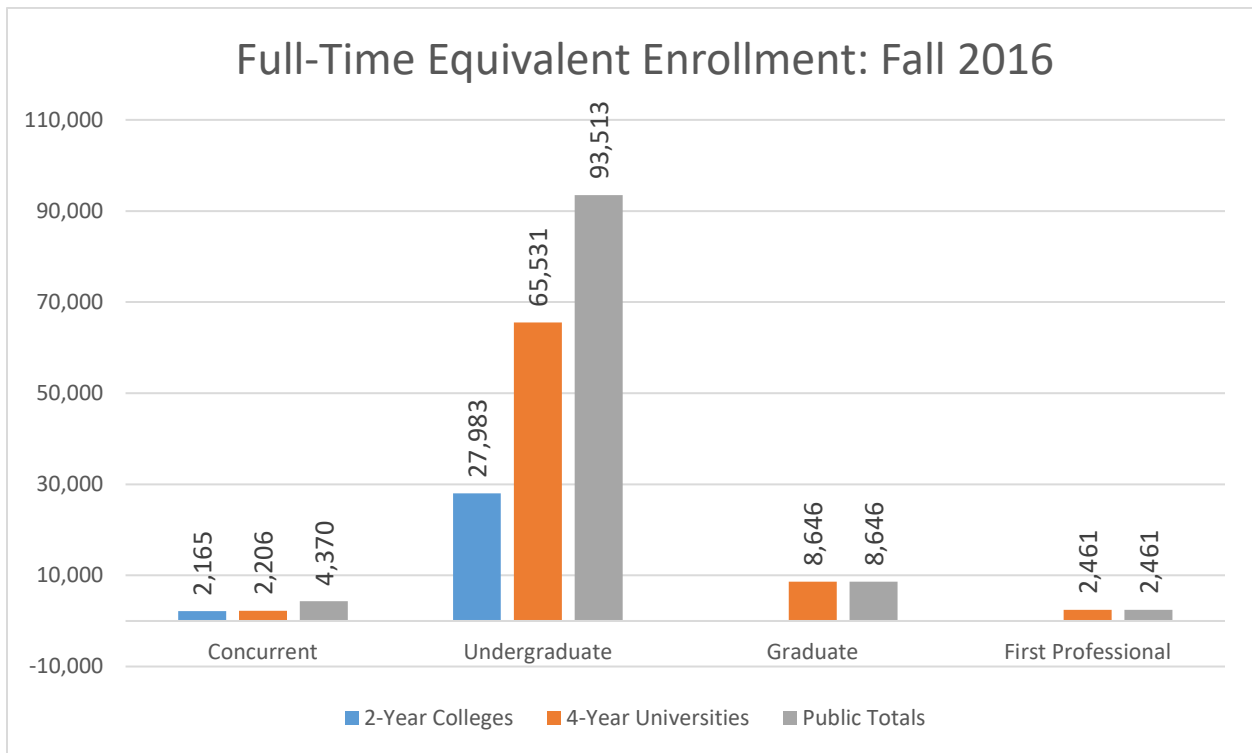
- **Off-schedule courses:** In order to ensure that institutions receive credit in the funding formula for a full year of student semester credit hours (SSCH) that they produce and in recognition that many institutions offer courses that meet according to a schedule that varies from the traditional fall-spring-summer calendar, ADHE has collected data concerning off-schedule courses and enrollments through a special reporting process. Through this process, short-courses and other courses that begin after the census date are reported and the resultant SSCH are tabulated and included for funding purposes. Without such a process, institutions that attempt to reach more students by making their courses more available, at times that are more convenient to students, would be penalized by losing state-funding for the SSCH that are generated by these courses.

Fall SSCH and FTE

SSCH and FTE are highly related as SSCH is usually divided by a pre-determined factor to determine FTE. For undergraduates, SSCH is divided by 15 to determine undergraduate FTE, whereas SSCH is divided by 12 to determine graduate FTE. However, to determine First Professional FTE, the past IPEDS method of using fall student headcounts is used in this report. This method counts all full-time students as 1 FTE and all part-time students as 0.6 FTE.

Note that SSCH and FTE are calculated for public institutions only. The independent institutions and nursing schools do not submit course data that is required for SSCH/FTE calculations.

Fall FTE (full-time equivalents) have decreased over the last five fall terms (from Fall 2012 to 2016 Fall) by 5.0 percent to a total of 108,991 FTE. Between Fall 2015 and Fall 2016, institutions experienced a small decrease of 0.2 percent.



Undergraduate SSCH

The 4-year universities with the greatest volume of undergraduate SSCH were:

1. University of Arkansas Fayetteville – 310,489 SSCH
2. University of Central Arkansas – 127,509 SSCH
3. Arkansas State University Jonesboro – 123,923 SSCH

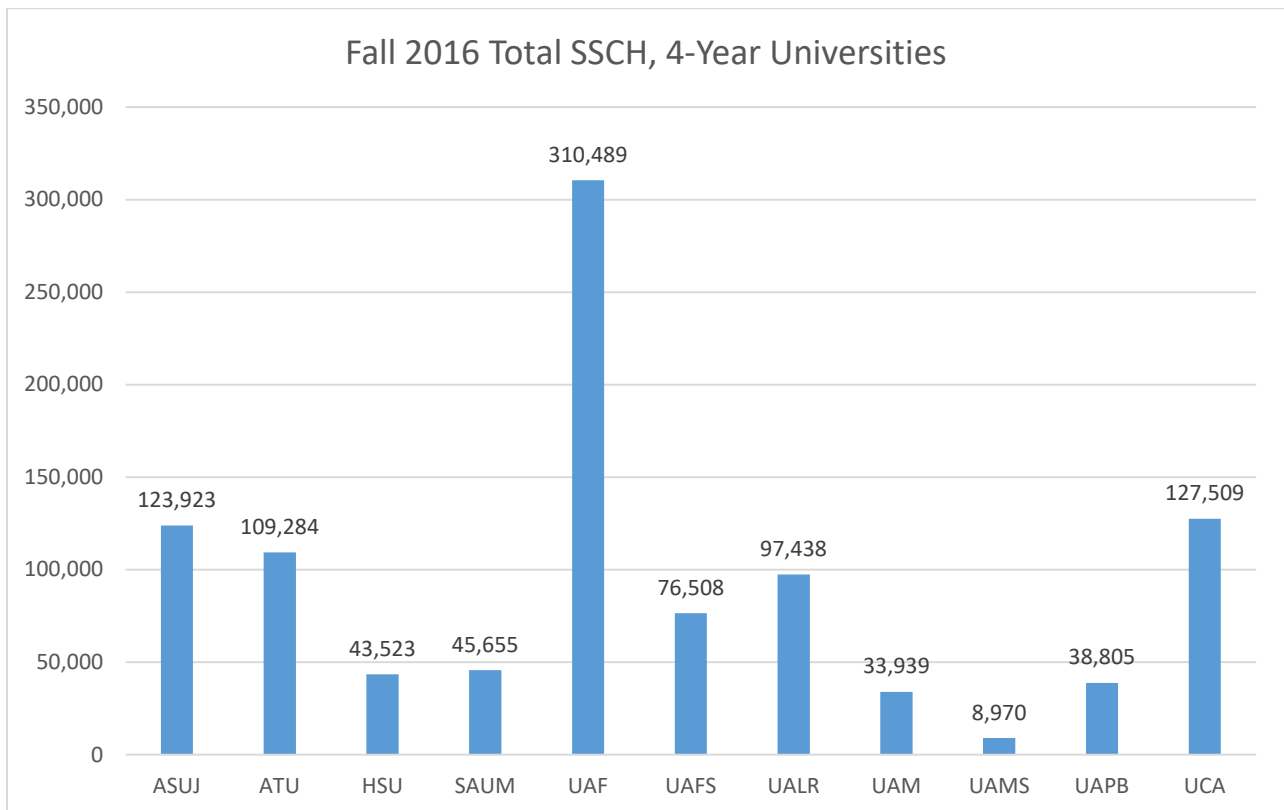
The 2-year colleges with the greatest volume of undergraduate SSCH were:

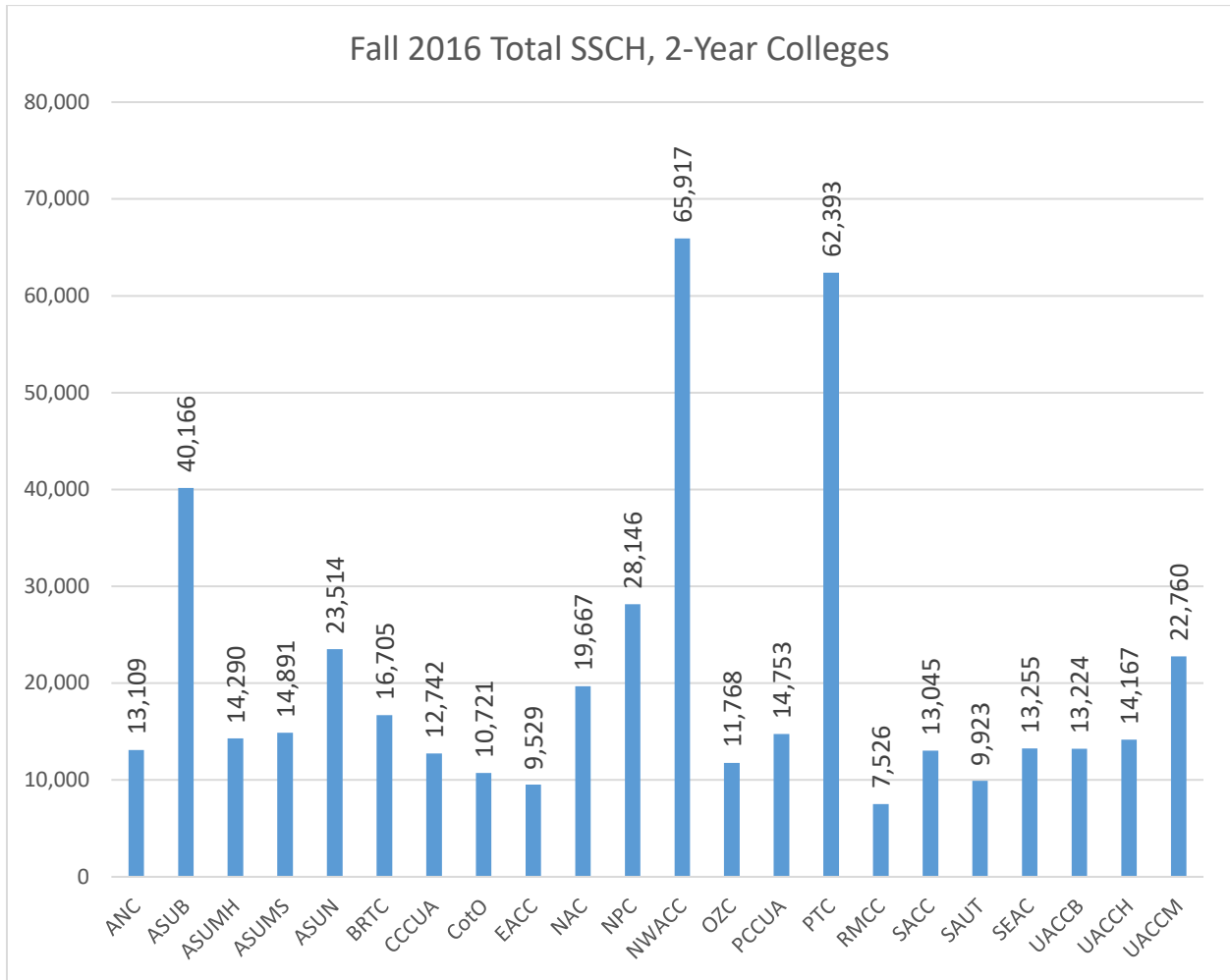
1. Northwest Arkansas Community College – 65,917 SSCH
2. Pulaski Technical College – 62,393 SSCH
3. Arkansas State University Beebe – 40,166 SSCH

Graduate SSCH

The 4-year universities with the greatest volume of graduate SSCH were:

1. University of Arkansas Fayetteville – 34,642 SSCH
2. Arkansas State University Jonesboro – 22,142 SSCH
3. University of Arkansas at Little Rock – 19,203 SSCH







Survey of Institutional Scholarships & Waivers

Prepared for the Arkansas Higher Education
Coordinating Board

January 26, 2017

Table of Contents

ACADEMIC SCHOLARSHIP AWARDS..... 3

OUT-OF-STATE TUITION WAIVERS..... 6

CONCURRENT SCHOLARSHIPS 8

TUITION WAIVER POLICIES 10

 Arkansas State University - Jonesboro..... 10

 Arkansas Tech University 10

 Henderson State University 10

 Southern Arkansas University – Magnolia 11

 University of Arkansas – Fayetteville 11

 University of Arkansas Fort Smith..... 12

 University of Arkansas at Little Rock..... 12

 University of Arkansas at Monticello 12

 University of Arkansas at Pine Bluff 13

 University of Central Arkansas..... 14

 Arkansas State University – Mountain Home 14

 Arkansas State University – Mid-South..... 14

 Black River Technical College 14

 North Arkansas College..... 15

 Ozarka College..... 15

 Phillips Community College of the University of Arkansas 15

 Pulaski Technical College 15

 Rich Mountain Community College 15

 South Arkansas Community College 15

 Southern Arkansas University Tech 16

 University of Arkansas Community College at Hope 16

 Southern Arkansas University Tech 16

 University of Arkansas Community College at Hope 16

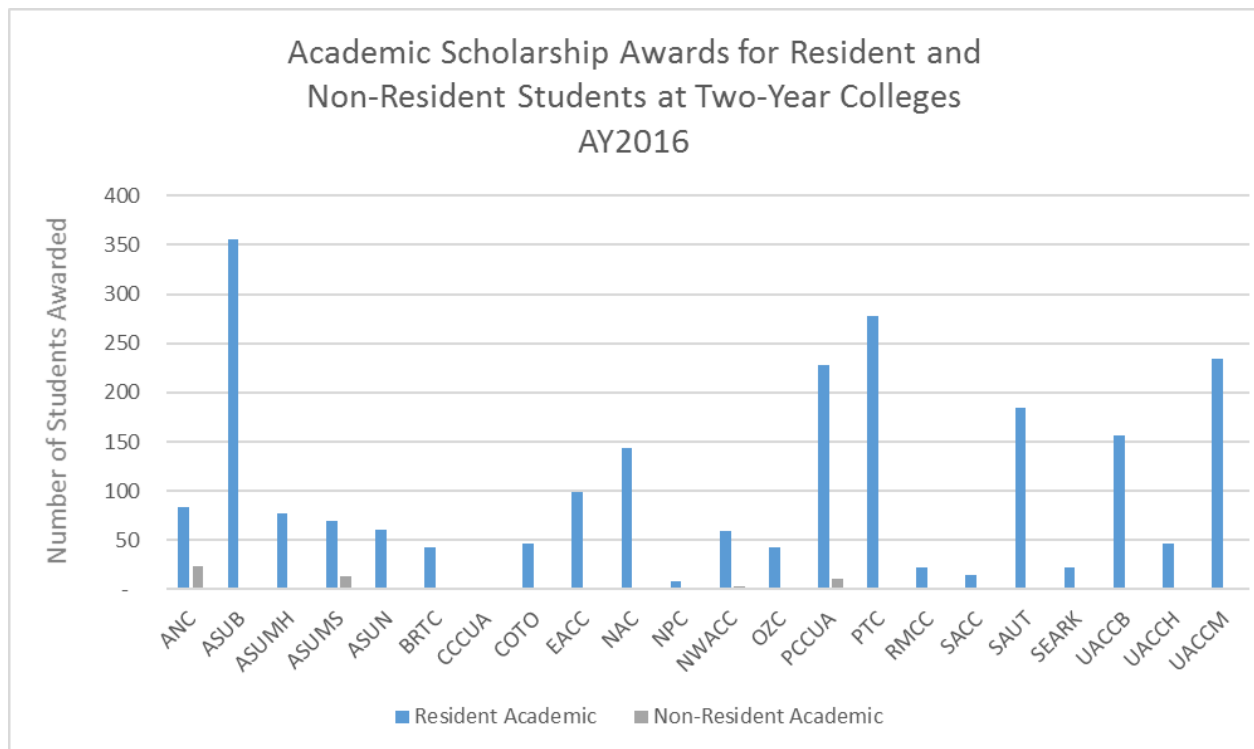
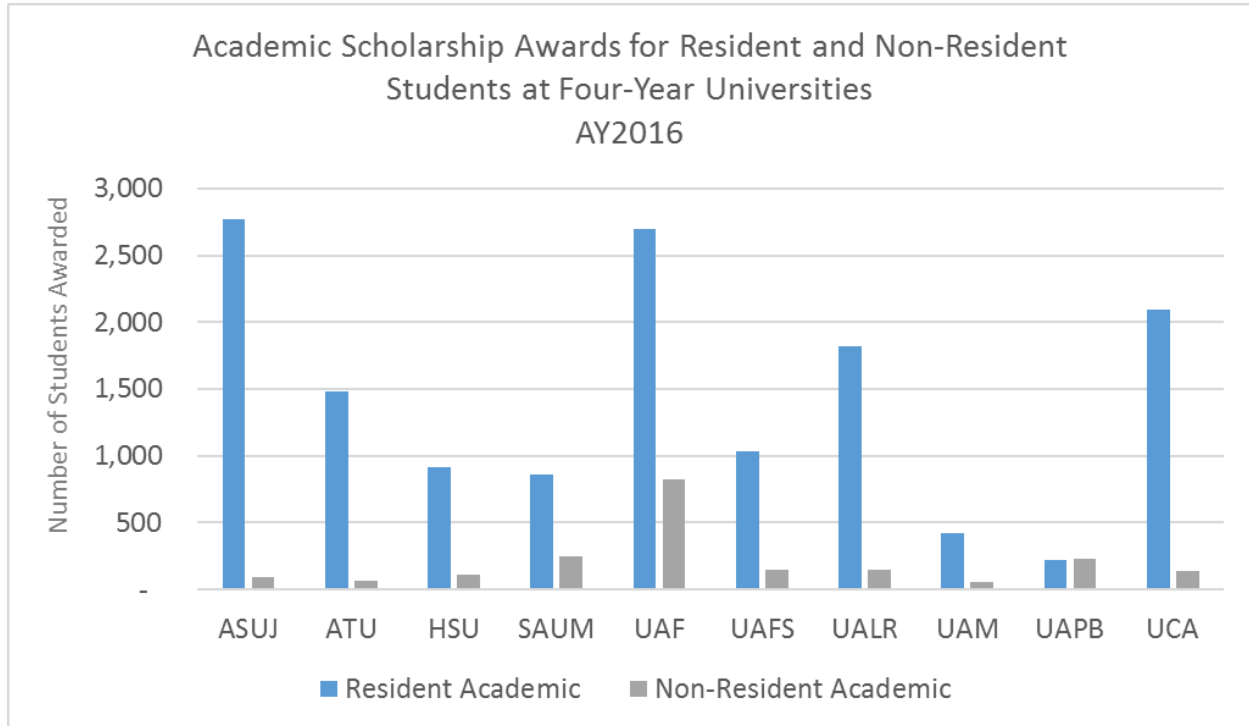
ACADEMIC SCHOLARSHIP AWARDS

The chart below compares the number of Arkansas Resident students awarded Academic Scholarships to the number of Non-Resident students awarded, including the amount of money expended for each type. For most institutions, more academic scholarships were awarded to resident students than non-resident students.

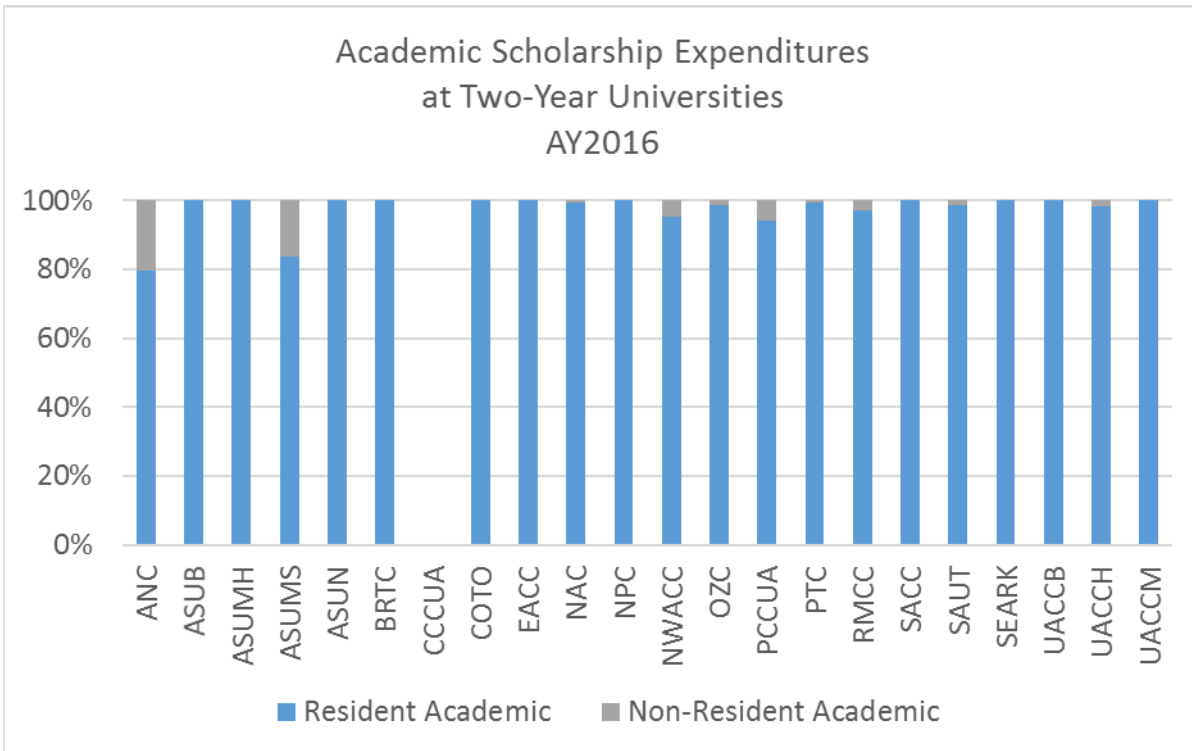
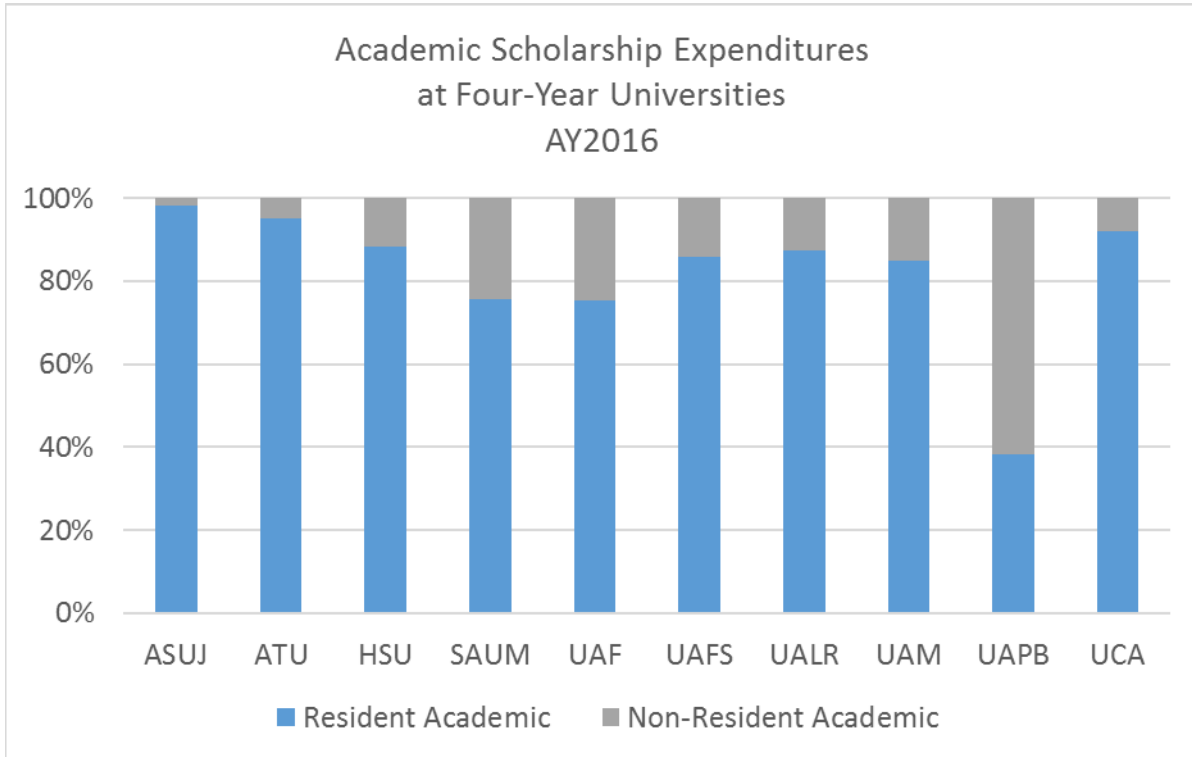
Academic Scholarships Awarded to Resident and Non-Resident Students at Arkansas Public Institutions of Higher Education AY2016

Institution	Resident Academic Scholarships		Non-Resident Academic Scholarships		Difference of Resident & Non-Resident	
	Number of Students Awarded	Award Expenditures	Number of Students Awarded	Award Expenditures	Difference in Number of Students Awarded	Difference in Award Expenditures
ASUJ	2,772	\$ 14,309,595	92	\$ 271,848	2,680	\$ 14,037,747
ATU	1,483	\$ 9,109,131	66	\$ 461,252	1,417	\$ 8,647,879
HSU	920	\$ 5,389,918	114	\$ 719,500	806	\$ 4,670,418
SAUM	863	\$ 4,011,239	244	\$ 1,285,234	619	\$ 2,726,005
UAF	2,703	\$ 10,314,675	826	\$ 3,380,094	1,877	\$ 6,934,580
UAFS	1,033	\$ 3,644,643	149	\$ 604,570	884	\$ 3,040,073
UALR	1,818	\$ 8,814,471	145	\$ 1,274,909	1,673	\$ 7,539,562
UAM	423	\$ 1,829,779	56	\$ 325,683	367	\$ 1,504,095
UAPB	225	\$ 1,628,324	230	\$ 2,623,725	(5)	(\$995,400)
UCA	2,092	\$ 10,858,859	139	\$ 918,193	1,953	\$ 9,940,666
ANC	83	\$ 126,580	23	\$ 32,020	60	\$ 94,560
ASUB	356	\$ 662,656	-	\$ -	356	\$ 662,656
ASUMH	77	\$ 170,159	-	\$ -	77	\$ 170,159
ASUMS	69	\$ 77,590	13	\$ 14,940	56	\$ 62,650
ASUN	60	\$ 76,980	-	\$ -	60	\$ 76,980
BRTC	42	\$ 82,622	-	\$ -	42	\$ 82,622
CCCUA	-	\$ -	-	\$ -	-	\$ -
COTO	47	\$ 52,801	-	\$ -	47	\$ 52,801
EACC	99	\$ 122,215	-	\$ -	99	\$ 122,215
NAC	144	\$ 283,144	1	\$ 1,635	143	\$ 281,509
NPC	8	\$ 156,673	-	\$ -	8	\$ 156,673
NWACC	59	\$ 36,953	3	\$ 1,850	56	\$ 35,103
OZC	43	\$ 94,150	1	\$ 1,200	42	\$ 92,950
PCCUA	228	\$ 191,933	11	\$ 11,419	217	\$ 180,514
PTC	278	\$ 1,025,139	1	\$ 5,365	277	\$ 1,019,774
RMCC	22	\$ 57,728	1	\$ 1,740	21	\$ 55,988
SACC	15	\$ 30,041	-	\$ -	15	\$ 30,041
SAUT	184	\$ 324,011	1	\$ 4,640	183	\$ 319,371
SEARK	22	\$ 64,162	-	\$ -	22	\$ 64,162
UACCB	156	\$ 228,633	-	\$ -	156	\$ 228,633
UACCH	46	\$ 61,390	2	\$ 1,000	44	\$ 60,390
UACCM	234	\$ 337,577	-	\$ -	234	\$ 337,577
Total 4YR	14,332	\$ 69,910,634	2,061	\$ 11,865,008	12,271	\$ 58,045,625
Total 2YR	2,272	\$ 4,263,137	57	\$ 75,809	2,215	\$ 4,187,328
Total All	16,604	\$ 74,173,770	2,118	\$ 11,940,817	14,486	\$ 62,232,953

The following graphs illustrate the number of Resident students awarded institutional academic scholarships compared to the number of Non-Resident students at four-year and two-year institutions.



The graphs below illustrate expenditures for resident and non-resident institutional academic scholarships as a percentage of the total expenditures on academic scholarships at each institution.



OUT-OF-STATE TUITION WAIVERS

The charts below and on following page provide the criteria each institution uses to determine if out-of-state tuition will be waived for a student. Also included is the number of students who were awarded some form of waiver for out-of-state tuition, as well as the total cost to the institution. More detailed information can be found in the tuition waiver policy section of this report.

**Out-Of-State Tuition Waivers at Four-Year Institutions
2015-2016**

Institution	Requirements for Out-Of-State Tuition Waiver			Waivers Awarded Due to Residency ¹	
	State of Residence	GPA/ACT	Other	Number	Amount
ASUJ	Any State	3.0 and 24	-	1,270	\$ 5,304,010
ATU	Border States	-	-	435	\$ 1,942,487
HSU	Border States	2.0 GPA	Must Live in University Housing	391	\$ 2,129,470
SAUM	Border States	-	Must Live in University Housing	601	\$ 1,733,310
UAF	IL, KS, LA, MS, MO, OK, TN, TX	Three tiered scholarship covering between 90% and 70% of Out of state portion based on GPA. Minimum 3.2 and 24	-	7,326	\$ 75,589,549
UAFS	Border States	-	-	803	\$ 4,253,114
UALR	Border States	-	-	526	\$ 3,962,208
UAM	Border States + Exceptions for Students in other states who receive 12 hour tuition scholarship	-	-	394	\$ 1,560,623
UAPB	Border States Only	Three tiered scholarship covering between 90% and 50% of Out of state portion based on GPA. Minimum 2.5 and 17	-	169	\$ 777,133
UCA	Any State	-	University Housing (OR) Receiving Full Tuition Scholarship *See Full Policy for More Eligibility Options	1,098	\$ 5,283,211

1: In addition to the listed policies, these figures include students who are members or dependents of members of the armed forces stationed in the State of Arkansas pursuant to military orders as stated in A.C.A 6-60-205. Also included are undergraduate students whose permanent address is one of the counties contiguous to the State of Arkansas identified in relation to ACA 6-60-303 and 19-5-1076 which established the Higher Education Tuition Adjustment Fund.

**Out-Of-State Tuition Waivers at Two-Year Institutions
2015-2016**

Institution	Requirements for Out-Of-State Tuition Waiver			Waivers Awarded Due to Residency ¹	
	State of Residence	GPA/ACT	Other	Number	Amount
ANC	-	-	-	-	\$ -
ASUB	-	-	-	589	\$ 471,036
ASUMH	MO Counties: Douglas, Howell, Oregon, Ozark, Taney	-	-	-	\$ -
ASUMS	DeSoto (MS), Fayette (TN), Marshall (MS), Shelby (TN), Tate (MS), Tipton (TN), and Tunica (MS) counties	-	-	242	\$ 485,260
ASUN	Tuition Adjustment Counties	-	-	13	\$ 4,161
BRTC	In-state tuition rates will include the Missouri counties of Butler, Dunklin, Oregon, Pemiscot, and Ripley. All other Missouri residents will pay out-of-state tuition rates.	-	-	-	\$ -
CCCUA	McCurtain County, Bowie County and Cass County	-	Must work in Arkansas	31	\$ 31,212
COTO	-	-	-	-	\$ -
EACC	-	-	-	-	\$ -
NAC	-	-	-	-	\$ -
NPC	-	-	-	-	\$ -
NWACC	-	-	-	-	\$ -
OZC	Howell & Oregon County MO	-	-	72	\$ 120,197
PCCUA	Coahoma, DeSoto, Tunica, Quitman and Bolivar County residents of MS and Shelby County, TN are classified as "out-of-district" rather than "non-Arkansas".	-	-	41	\$ 30,551
PTC	NA	-	-	-	\$ -
RMCC	Leflore & McCurtain County, OK	-	-	16	\$ 36,396
SACC	Tuition Adjustment Counties	-	-	115	\$ 147,770
SAUT	Tuition Adjustment Counties	-	-	61	\$ 29,616
SEARK	-	-	-	-	\$ -
UACCB	-	-	-	-	\$ -
UACCH	Bowie, Cass, Red River, Marion, Morris, and Titus counties, Texas; McCurtain County, Oklahoma; Caddo, Bossier, Claiborne and Webster parishes, Louisiana	-	-	117	\$ 99,340
UACCM	-	-	-	-	\$ -

1: In addition to the listed policies, these figures include students who are members or dependents of members of the armed forces stationed in the State of Arkansas pursuant to military orders as stated in A.C.A 6-60-205. Also included are undergraduate students whose permanent address is one of the counties contiguous to the State of Arkansas identified in relation to ACA 6-60-303 and 19-5-1076 which established the Higher Education Tuition Adjustment Fund.

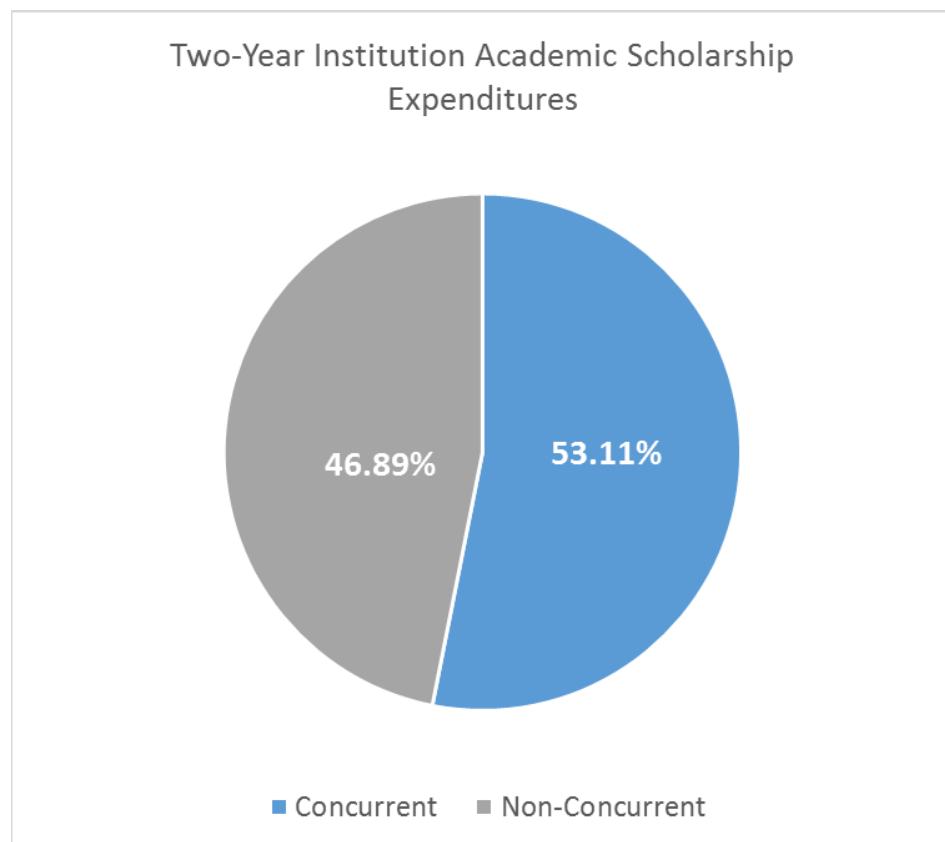
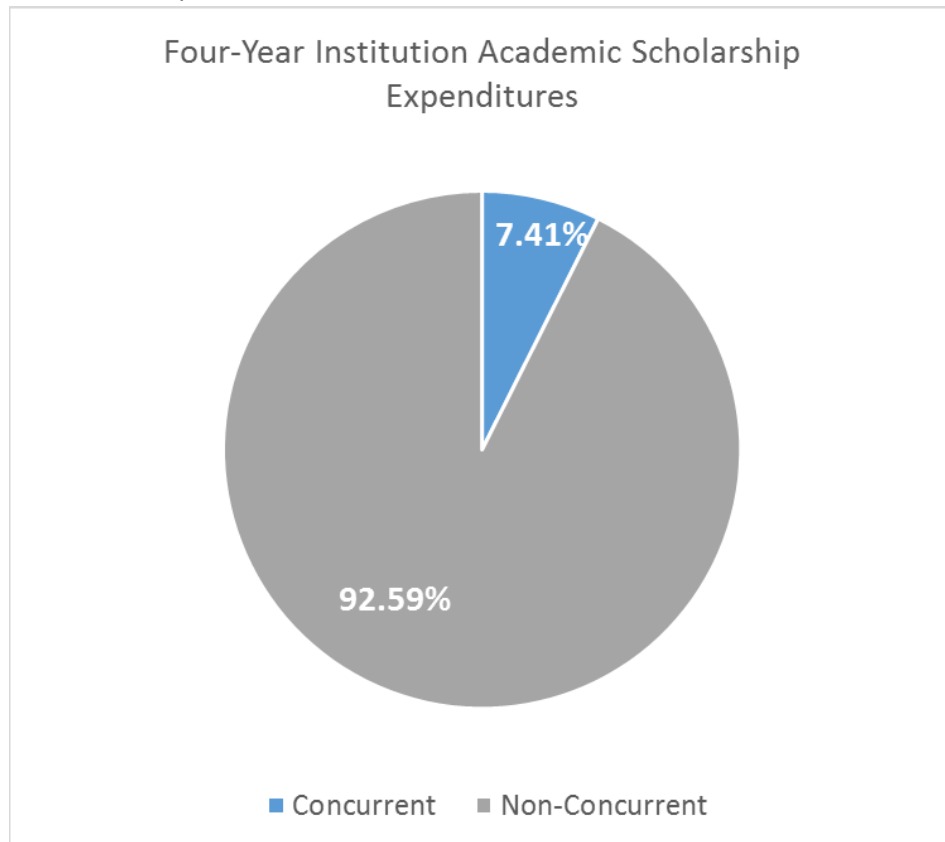
CONCURRENT SCHOLARSHIPS

The chart below provides the number of concurrent enrollment scholarships awarded to Arkansas High School students as compared to the total number of Academic scholarships awarded by the college or university.

Concurrent Enrollment Scholarships 2015-2016

Institution	Concurrent Enrollment Scholarships		All Academic Scholarships		Concurrent Scholarships as a % of Academic	
	Awards	Amount	Awards	Amount	Awards	Amount
ASUJ	565	\$717,440	3,429	\$15,298,883	16.5%	4.7%
ATU	-	\$0	1,549	\$9,570,383	0.0%	0.0%
HSU	-	\$0	1,034	\$6,109,418	0.0%	0.0%
SAUM	228	\$396,308	1,335	\$5,692,781	17.1%	7.0%
UAF	-	\$0	3,529	\$13,694,769	0.0%	0.0%
UAFS	309	\$348,310	1,491	\$4,597,523	20.7%	7.6%
UALR	1,939	\$3,647,124	3,902	\$13,736,503	49.7%	26.6%
UAM	1,836	\$738,586	2,315	\$2,894,048	79.3%	25.5%
UAPB	-	\$0	455	\$4,252,049	0.0%	0.0%
UCA	465	\$698,578	2,696	\$12,475,630	17.2%	5.6%
UNIV TOTAL	5,342	\$6,546,345	21,735	\$88,321,988	24.6%	7.4%
ANC	236	\$116,752	342	\$275,352	69.0%	42.4%
ASUB	903	\$500,082	1,259	\$1,162,738	71.7%	43.0%
ASUMH	115	\$45,197	192	\$215,356	59.9%	21.0%
ASUMS	183	\$213,902	265	\$306,432	69.1%	69.8%
ASUN	479	\$285,019	539	\$361,999	88.9%	78.7%
BRTC	852	\$211,542	894	\$294,164	95.3%	71.9%
CCCUA	-	\$0	-	\$0	0.0%	0.0%
EACC	-	\$0	47	\$52,801	0.0%	0.0%
NAC	-	\$0	99	\$122,215	0.0%	0.0%
NPC	937	\$912,422	1,082	\$1,197,201	86.6%	76.2%
NWACC	6,288	\$940,895	6,296	\$1,097,568	99.9%	85.7%
COTO	1,097	\$454,417	1,159	\$493,220	94.7%	92.1%
OZC	406	\$231,374	450	\$326,724	90.2%	70.8%
PCCUA	986	\$121,523	1,225	\$324,874	80.5%	37.4%
PTC	180	\$117,190	459	\$1,147,694	39.2%	10.2%
RMCC	295	\$154,743	318	\$214,211	92.8%	72.2%
SACC	214	\$69,632	229	\$99,673	93.4%	69.9%
SAUT	355	\$249,696	540	\$578,347	65.7%	43.2%
SEAC	163	\$93,381	185	\$157,543	88.1%	59.3%
UACCB	342	\$112,665	498	\$341,297	68.7%	33.0%
UACCH	392	\$84,937	440	\$147,327	89.1%	57.7%
UACCM	-	\$0	234	\$337,577	0.0%	0.0%
COLLEGE TOTAL	14,423	\$4,915,368	16,752	\$9,254,314	86.1%	53.1%

The graphs below compare the percentage of expenditures for concurrent scholarships to expenditures for non-concurrent academic scholarships.



2015-16 TUITION WAIVER POLICIES

This section contains the detailed policies that institutions use to determine whether a student should receive a waiver for out-of-state tuition.

Please note that the following institutions do not have policies dealing with out-of-state-tuition waivers, but may still participate in waivers for students who are members or dependents of members of the armed forces stationed in the State of Arkansas pursuant to military orders as stated in A.C.A 6-60-205, as well as undergraduate students whose permanent address is one of the counties contiguous to the State of Arkansas identified in relation to ACA 6-60-303 and 19-5-1076 which established the Higher Education Tuition Adjustment Fund: *Arkansas Northeastern College, Arkansas State University – Beebe, Arkansas State University – Newport, College of the Ouachitas, Cossatot Community College of the University of Arkansas, East Arkansas Community College, North Arkansas College, National Park College, Northwest Arkansas Community College, Southeast Arkansas College, SAU – Tech, University of Arkansas Community College at Batesville, and University of Arkansas Community College at Morrilton.*

Arkansas State University - Jonesboro

Residents of the following counties in contiguous states will be permitted to register at Arkansas resident general registration fee rates when enrolling at the Jonesboro campus and at any other site at which Jonesboro campus programs are offered: Louisiana -the parishes of Bossier, Caddo (Shreveport), Claiborne, East Carroll, Morehouse, Ouachita (Monroe), Webster, West Carroll, and Union. Mississippi - the counties of Bolivar, Coahoma, Desoto, Issaquena, Tunica, and Washington. Missouri, the counties of Barry, Butler, Cape Girardeau, Carter, Christian, Douglas, Dunklin, Greene (Springfield), Howell, Jasper (Joplin), Lawrence, McDonald, Mississippi, New Madrid, Newton, Oregon, Ozark, Pemiscot, Ripley, Scott, Stoddard, Stone, Taney, and Wayne. Oklahoma - the counties of Adair, Delaware, Le Flore, McCurtain, and Sequoyah. Tennessee - the counties of Dyer, Fayette, Haywood, Lake, Lauderdale, Obion, Madison (Jackson), Shelby, and Tipton. Texas - the counties of Bowie and Cass. This policy 09-28 was approved by the Board of Trustees on May 15, 2009.

Arkansas Tech University

All undergraduate students who are legal residents of states which are contiguous to Arkansas (specifically, Louisiana, Mississippi, Missouri, Oklahoma, Tennessee, or Texas) shall receive a waiver of out-of-state tuition charges.

Henderson State University

Undergraduate students who meet the following conditions may request a waiver of out-of-state tuition not to exceed 16 hours.

1. Must have completed high school in Texas, Oklahoma, Missouri, Tennessee, Mississippi, or Louisiana.
2. Entering freshmen must meet Henderson State University admission standards.
3. Transfer students must have a cumulative grade point average of 2.0 or above after computation by the Henderson Admissions Office.
4. Students must live in university-owned housing.

5. Out-of-state waiver recipients must be full-time students and maintain satisfactory academic standing.
6. Out-of-state waiver recipients must be U.S. citizens or be lawfully present in the United States according to federal immigration law.

Southern Arkansas University – Magnolia

Out of State tuition waivers are awarded to students who live on campus with a Louisiana, Oklahoma, Mississippi, Missouri, Tennessee, or Texas residency.

Alumni Waivers are awarded to children of SAU graduates without regard to residency. These students may live with a family member within driving distance and still receive the waiver.

Arkansas Tax Waivers are awarded to the students who meet both conditions below:

1. Dependent student or parent must provide a W-2 or verification of Arkansas Earnings \$5,500.00 or more dollars from the year preceding enrollment.
2. Student and parent must live in a county that is contiguous to Arkansas.

University of Arkansas – Fayetteville

The New Arkansan Non-Resident Tuition Award Scholarship (NRTA) is an opportunity that benefits students from the University of Arkansas’ neighboring states by making tuition and fees even more affordable. The NRTA scholarship covers the majority of the difference between out-of-state tuition and in-state tuition and is automatically granted to eligible students. Students must apply for admission to be considered but are not required to submit a separate scholarship application. New Arkansan NRTA recipients will be first notified on their admission profile residency statement. Awarded students will also receive additional information from the Academic Scholarship Office.

Eligibility

The New Arkansan NRTA is awarded to entering freshmen and transfer students from Illinois, Kansas, Louisiana, Mississippi, Missouri, Oklahoma, Tennessee, and Texas. Entering freshmen must have a 3.2 or higher cumulative high school GPA on a 4.0 scale and an ACT score of at least 24 or 1090 SAT (combined math and critical reading). Transfer students must have at least a 3.0 or higher overall cumulative college GPA and at least 24 transferable hours. Transfer students with fewer than 24 hours must meet the requirements for both entering freshmen and transfer students.

The NRTA is only available to incoming new students. A student who does not meet the eligibility criteria at the time of enrollment may only become eligible for the award in a future term by receiving a University of Arkansas scholarship of \$4,000 or more pursuant to Fayetteville Policies and Procedures 516.0.

Award Amounts for New Freshmen

Award Amount	Eligibility Criteria
90%	3.60 GPA and 28 ACT / 1240 SAT
80%	3.40 GPA and 26 ACT / 1170 SAT

70% 3.20 GPA and 24 ACT / 1090 SAT

Entering freshmen with a 3.60 or higher cumulative GPA and a 28 or higher ACT (1240 SAT combined math and critical reading) will receive a New Arkansan NRTA that pays 90% of the difference between in-state and out-of-state tuition. Entering freshmen with a 3.40 - 3.59 cumulative GPA and a 26 or higher ACT (1170 SAT combined math and critical reading) will receive a New Arkansan NRTA that pays 80% of the difference between in-state and out-of-state tuition. Entering freshmen with a 3.20 - 3.39 GPA and a 24 or higher ACT (1090 SAT combined math and critical reading) will receive a New Arkansan NRTA that pays 70% of the difference between in-state and out-of-state tuition.

Transfer students with a 3.30 or higher cumulative transfer GPA will receive a New Arkansan NRTA that pays 90% of the difference between in-state and out-of-state tuition. Transfer students with a 3.0 - 3.29 cumulative transfer GPA will receive a New Arkansan NRTA that pays 80% of the difference between in-state and out-of-state tuition.

Renewal Criteria

Students must complete 24 or more hours per academic year and maintain a 2.75 or higher cumulative GPA to renew the New Arkansan Non-Resident Tuition Award Scholarship. More specific renewal criteria will be provided to awarded students.

University of Arkansas Fort Smith

In-state rate includes residents (at least 6 consecutive months) of Arkansas. Oklahoma, Missouri, Tennessee, Mississippi, Louisiana and Texas will be charged out-of-state but will have a discount for the difference between out-of-state and in-state.

University of Arkansas at Little Rock

UALR will be waiving the non-resident tuition fee waiver for any unconditionally admitted degree-seeking students from contiguous states to Arkansas

(Tennessee, Mississippi, Texas, Louisiana, Oklahoma, and Missouri) effective with the Fall 2015 entering class.

University of Arkansas at Monticello

Out-of-state tuition is waived for residents of Texas, Louisiana, Mississippi, Oklahoma, Tennessee, and Missouri. UA board policy permits an out-of-state waiver for states other than a contiguous state when a student receives an institutional, performance, or athletic scholarship in an amount equal to tuition for a minimum of 12 hours in the fall and spring terms.

The waiver is applied when student registers for classes.

University of Arkansas at Pine Bluff

Neighbors of Arkansas Tuition Assistance Award

General Criteria

- For Full Time Students Only
- Students must live in on-campus or University-owned property.
- No application required
- This award will cover the in-state/out-of-state difference for up to 18 hours.

Available to first-time entering freshmen, the eligibility requirements are outlined below.

Eligibility Criteria

Tier A

- ACT composite score: 19
- 2.8 grade point average
- Graduate from an accredited high school
- 2016-2017 GPA Requirement: 2.9

90% Award - Students who meet this criteria will receive a Neighbors of AR Tuition Assistance Award that pays 90% of the difference between in-state and out-of-state tuition.

Tier B

- ACT composite score: 17-18
- 2.8 grade point average
- Graduate from an accredited high school
- 2016-2017 GPA Requirement: 2.9

80% Award - Students who meet this criteria will receive a Neighbors of AR Tuition Assistance Award that pays 80% of the difference between in-state and out-of-state tuition.

Tier C

- ACT composite score: 17
- 2.5 grade point average
- Graduate from an accredited high school
- 2016-2017 GPA Requirement: 2.6

50% Award - Students who meet this criteria will receive a Neighbors of AR Tuition Assistance Award that pays 50% of the difference between in-state and out-of-state tuition.

University of Central Arkansas

Students can qualify for in-state tuition under these fee waivers:

1. Students residing in University Housing (housing owned or leased by the University).
2. Full-time students receiving a full tuition scholarship provided by unrestricted funds of the University (State Statute 6-82-103)
3. UCA graduates who are dues paying members of the UCA Alumni Association.
4. Children or grandchildren (age 26 or under) of UCA graduates who are dues paying members of the UCA Alumni Association.
5. Students who are members or dependents of members of the armed forces stationed in the State of Arkansas pursuant to military orders as stated in State Statute 6-60-205.
6. Undergraduate students whose permanent address is in one of the counties contiguous to the State of Arkansas identified in relation to ACA 6-60-303 and 19-5-1076 which established the Higher Education Tuition Adjustment Fund. Eligible counties: Oklahoma– Delaware, Adair, Sequoyah, Le Flore, McCurtain. Texas – Bowie, Cass. Louisiana– Webster, Claiborne, Union, Morehouse. Tennessee– Shelby, Lauderdale, Dyer, Tipton. Mississippi– Coahoma, Tunica, Desota, Bolivar. Missouri– Pemiscot, Dunklin, Ripley, Oregon, Ozark, Taney, Barry, McDonald, Howell.
7. Graduate students whose permanent address is in one of the states contiguous to the State of Arkansas (Texas, Oklahoma, Missouri, Tennessee, Mississippi, and Louisiana).
8. Graduate students who have a full-time graduate assistantship.
9. Courses offered through the Division of Outreach and Community Engagement.
10. Courses offered online.
11. Courses offered during the summer.
12. Undocumented students pay out-of-state tuition unless they live in university housing.
13. There may be exceptions/modifications for international students pursuant to a contract with another entity.

Arkansas State University – Mountain Home

Residents in the following counties in Missouri will be permitted to register at Arkansas resident general registration fee rates when enrolling at Arkansas State University -Mountain Home: Douglas, Howell, Oregon, Ozark and Taney.

Arkansas State University – Mid-South

Tuition for Metro Area residents per credit hour is \$110, equal to Arkansas Resident Tuition — this applies to citizens of DeSoto (MS), Fayette (TN), Marshall (MS), Shelby (TN), Tate (MS), Tipton (TN), and Tunica (MS) counties.

Black River Technical College

In-state tuition rates will include the Missouri counties of Butler, Dunklin, Oregon, Pemiscot, and Ripley. All other Missouri residents will pay out-of-state tuition rates.

North Arkansas College

Arkansas income taxpayers and their dependents who reside in a county or parish recognized by the Department of Higher Education for reimbursement, as provided by A.C.A 6-60-303 and 19-5-1076, may enroll at North Arkansas College and receive a waiver from the Out-of-State rate to the In-State rate.

Requirements include: Proof of Residence in an eligible county or parish, and Proof of wages from an Arkansas employer with a minimum of \$5,500 in the tax year preceding enrollment, or Verification from an Arkansas employer of current employment at a minimum current salary of \$5,500 or documentation that the student is a dependent of a nonresident Arkansas income taxpayer who satisfies the same above conditions.

Ozarka College

Residents of Howell and Oregon County, Missouri, are considered in-state for tuition and fee purposes.

Phillips Community College of the University of Arkansas

Residents of Bolivar, Coahoma, DeSoto, Quitman, and Tunica County, MS and Shelby County, TN are classified as out-of-district for tuition and fee purposes.

Pulaski Technical College

PTC students are governed by the Pulaski Technical College's Board of Trustees' policy on student residency status. Those classified as nonresidents of Arkansas must pay higher tuition in addition to regular tuition and fees. Students who have set up residency in Arkansas during the past year must provide documentation with their Application for Admission prior to enrolling in classes. Questions about residency status and requests for the written policy should be directed to the Office of Admissions and Records.

Rich Mountain Community College

RMCC gives a border county waiver for Oklahoman residents in the LeFlore and McCurtain counties (A.C.A. 6-60-303 and 19-5-1076). The institution requires proof of residence in another state's county or parish which is contiguous to an Arkansas county in which a public institution of higher education is located. The institution does not currently have a policy for this; it is more of a procedure. The institution does not grant any scholarships based on residency status.

South Arkansas Community College

Arkansas income taxpayers and their dependents who reside in a county or parish recognized by the Department of Higher Education for reimbursement may enroll at South Arkansas Community College and receive an out-of-state tuition waiver. To receive the out-of-district rate, students must provide the following:

1. Proof of residence in an eligible county or parish, and

2. Documentation (W-2 form or copy of Arkansas income tax form as filed) of receipt of wages from an Arkansas employer of a minimum of \$5,500 in the tax year preceding enrollment, or
3. Official verification from an Arkansas employer of current employment at a minimum current salary of \$5,500, or
4. Documentation that the student is a dependent of a nonresident Arkansas income taxpayer who provides documentation satisfying the conditions of paragraphs (1) and either (2) or (3) above.

Residents of Union, Claiborne, Morehouse or Webster Parish, Louisiana, who are not eligible for the Arkansas Wage Earner out-of-state tuition waiver according to the above guidelines, will be granted a waiver equal to the difference between out-of-state and out-of-district tuition rates.

Southern Arkansas University Tech

Arkansas income taxpayers and their dependents who reside in a county or parish recognized by the Department of Higher Education for reimbursement may enroll at Southern Arkansas University Tech and receive an out-of-state tuition waiver. To receive the waiver, students must provide the following:

1. Proof of residence in an eligible county or parish, and
2. Documentation (W-2 form or copy of Arkansas income tax form as filed) of receipt of wages from an Arkansas employer of a minimum of \$5,500 in the tax year preceding enrollment, or
3. Official verification from an Arkansas employer of current employment at a minimum current salary of \$5,500, or
4. Documentation that the student is a dependent of a nonresident Arkansas income taxpayer who provides documentation satisfying the conditions of paragraphs (1) and either (2) or (3) above.

Residents of the following counties are charged in-state tuition without the above mentioned documentation: Texas – Bowie and Cass, Louisiana – Bossier, Caddo, West Carroll, East Carroll, Claiborne, Union, Webster and Morehouse.

University of Arkansas Community College at Hope

Border County Residents - Same as Arkansas Resident Tuition

Bowie, Cass, Red River, Marion, Morris, and Titus counties, Texas; McCurtain County, Oklahoma; Caddo, Bossier, Claiborne and Webster parishes, Louisiana

Per Credit Hour of Enrollment	\$71.00
Part-Time Student (per credit hour)	\$71.00
Auditing a Course (per credit hour)	\$71.00
Online Classes	\$100.00