

**Arkansas Act 943**  
**Pre-Post Assessment**  
*Please Circle Your Answers.*



Male      Female      Prefer Not to Disclose

Do you have children?    Yes    No

If yes, how many? \_\_\_\_\_

**Age:**

<18	18-19
20-21	22-24
25-29	30-34
35-44	45-54
55-65	>65

**Ethnicity & Race Information:**

African-American/Black	American Indian/ Alaskan Native	White
Hispanic/Latino	Asian American	Pacific Islander
Biracial	Multiracial	Prefer Not to Disclose

**Income Range Information:**

Below 12,000	12,000-24,000
24,000-40,000	40,000-55,000
55,000-70,000	70,000 and Above

**Highest Education Level:**

GED	High School	Some College
Associate Degree	4 Year Degree	

	Strongly Disagree	Somewhat Disagree	Neutral	Somewhat Agree	Strongly Agree	Don't Know
Please mark the best answer.						
I know the only 100% effective way to not get pregnant.						
I know all of the methods of birth control.						
I know where to go on campus to discuss issues about birth control.						
I know what resources to access off-campus about birth control.						
I know what resources are available to me if I am a student parent.						
Is this information (regarding Act 943) important?						

*Please list your thoughts on how to better inform college students about issues of unplanned pregnancies.*

---



---



---



---

Test Period	Strongly Disagree	Disagree	Somewhat Disagree	Neutral	Somewhat Agree	Agree	Strongly Agree	Don't Know	Don't Know			
Fall 2016 Pre-Test	2.2%	1	0.0%	0	13.3%	6	13.3%	6	68.9%	31	2.2%	1
Fall 2016 Post-Test	4.4%	2	0.0%	0	4.4%	2	2.2%	1	88.9%	39	2.2%	1
Spring 2017 Pre-Test	5.0%	1	0.0%	0	0.0%	0	11.1%	2	77.8%	14	5.0%	1
Spring 2017 Post-Test	5.0%	1	0.0%	0	0.0%	0	11.1%	2	83.3%	15	0.0%	1
Fall 2017 Pre-Test	7.6%	6	2.6%	2	6.3%	5	12.7%	10	65.8%	52	5.1%	4
Fall 2017 Post-Test	4.9%	4	1.2%	1	2.5%	2	4.9%	4	82.7%	67	3.8%	3

I know the only 100% effective way to not get pregnant.

Test Period	Strongly Disagree	Disagree	Somewhat Disagree	Neutral	Somewhat Agree	Agree	Strongly Agree	Don't Know	Don't Know			
Fall 2016 Pre-Test	2.2%	1	2.2%	1	17.8%	8	46.7%	21	26.7%	12	4.4%	2
Fall 2016 Post-Test	4.4%	2	0.0%	0	4.4%	2	28.9%	13	62.2%	28	0.0%	0
Spring 2017 Pre-Test	5.0%	1	11.1%	2	16.6%	3	61.1%	11	5.0%	1	0.0%	0
Spring 2017 Post-Test	11.1%	2	0.0%	0	0.0%	0	22.2%	4	66.7%	12	0.0%	0
Fall 2017 Pre-Test	11.1%	2	0.0%	0	0.0%	0	22.2%	4	66.7%	12	0.0%	0
Fall 2017 Post-Test	11.1%	2	0.0%	0	0.0%	0	22.2%	4	66.7%	12	0.0%	0

I know all the methods of birth control.

Test Period	Strongly Disagree	Disagree	Somewhat Disagree	Neutral	Somewhat Agree	Agree	Strongly Agree	Don't Know	Don't Know			
Fall 2016 Pre-Test	19.5%	8	14.6%	6	17.1%	7	9.8%	4	9.8%	4	29.3%	12
Fall 2016 Post-Test	4.4%	2	0.0%	0	6.7%	3	26.7%	12	62.2%	28	0.0%	0
Spring 2017 Pre-Test	22.2%	4	11.1%	2	5.0%	1	0.0%	0	5.0%	1	55.5%	10
Spring 2017 Post-Test	5.0%	1	0.0%	0	0.0%	0	11.1%	2	77.8%	14	5.0%	1
Fall 2017 Pre-Test	5.0%	1	0.0%	0	0.0%	0	11.1%	2	77.8%	14	5.0%	1
Fall 2017 Post-Test	5.0%	1	0.0%	0	0.0%	0	11.1%	2	77.8%	14	5.0%	1

I know where to go on campus to discuss issues about birth control.

Test Period	Strongly Disagree	Disagree	Somewhat Disagree	Neutral	Somewhat Agree	Agree	Strongly Agree	Don't Know	Don't Know			
Fall 2016 Pre-Test	2.2%	1	4.4%	2	17.8%	8	22.2%	10	42.2%	19	11.1%	5
Fall 2016 Post-Test	2.2%	1	0.0%	0	6.7%	3	24.4%	11	60.0%	27	0.0%	0
Spring 2017 Pre-Test	11.1%	2	5.0%	1	11.1%	2	16.6%	3	33.3%	6	22.2%	4
Spring 2017 Post-Test	5.0%	1	0.0%	0	5.0%	1	11.1%	2	77.8%	14	0.0%	0
Fall 2017 Pre-Test	5.0%	1	0.0%	0	5.0%	1	11.1%	2	77.8%	14	0.0%	0
Fall 2017 Post-Test	5.0%	1	0.0%	0	5.0%	1	11.1%	2	77.8%	14	0.0%	0

I know what resources to access off campus about birth control.

Test Period	Strongly Disagree	Disagree	Somewhat Disagree	Neutral	Somewhat Agree	Agree	Strongly Agree	Don't Know	Don't Know			
Fall 2016 Pre-Test	4.9%	2	14.6%	6	34.6%	6	31.7%	13	9.8%	4	24.4%	10
Fall 2016 Post-Test	2.2%	1	2.2%	1	2.2%	1	35.6%	16	57.8%	26	0.0%	0
Spring 2017 Pre-Test	5.0%	1	11.1%	2	22.2%	4	11.1%	2	5.0%	1	44.4%	8
Spring 2017 Post-Test	5.0%	1	0.0%	0	0.0%	0	27.7%	5	66.7%	12	0.0%	0
Fall 2017 Pre-Test	5.0%	1	0.0%	0	0.0%	0	27.7%	5	66.7%	12	0.0%	0
Fall 2017 Post-Test	5.0%	1	0.0%	0	0.0%	0	27.7%	5	66.7%	12	0.0%	0

I know what resources are available to me if I am a student parent.

Test Period	Strongly Disagree	Disagree	Somewhat Disagree	Neutral	Somewhat Agree	Agree	Strongly Agree	Don't Know	Don't Know			
Fall 2016 Pre-Test	4.9%	2	2.4%	1	12.2%	5	17.1%	7	51.2%	21	12.2%	5
Fall 2016 Post-Test	2.2%	1	0.0%	0	4.4%	2	11.1%	5	82.2%	37	0.0%	0
Spring 2017 Pre-Test	5.0%	1	0.0%	0	11.1%	2	22.2%	4	50.0%	9	11.1%	2
Spring 2017 Post-Test	5.0%	1	0.0%	0	5.0%	1	5.0%	1	83.3%	15	0.0%	0
Fall 2017 Pre-Test	5.0%	1	0.0%	0	5.0%	1	5.0%	1	83.3%	15	0.0%	0
Fall 2017 Post-Test	5.0%	1	0.0%	0	5.0%	1	5.0%	1	83.3%	15	0.0%	0

Is the information regarding Act 943 important?

Strongly Disagree Disagree Somewhat Disagree Neutral Somewhat Agree Agree Strongly Agree Don't Know Don't Know

1. Incorporated information on unplanned pregnancy prevention for students into student orientation activities.
  - The College has mandatory orientation in the fall and spring semesters for all incoming students. The ACT 943 video is shown as part of the section on state and federal mandates.
  - The College (through a Title III grant) is developing online services to all students taking online classes. One of the areas under development is an online orientation (designed for those students who are taking all of their classes online). The state and federal mandates will be included in the online orientation. The delivery of the online ACT 943 will include the pre-posttest, the video, and the classroom presentation.
2. Integrated information recognized as medically accurate by the American Congress of Obstetricians and Gynecologists about the prevention of unplanned pregnancy into academic courses.
  - The ACT 943 is currently presented during both the College's SOS (Student Opportunities Seminar) and PCS (Principles of Collegiate Success) classes. One full class is devoted to the delivery of the integrated information as medically accurate about the prevention of unplanned pregnancy. Student learning outcomes are assessed through the pre-posttest given to each student before and after the ACT 943 instruction.
  - The class also provides information on programs and services for student-parents at COTO. The College counselor also discusses the issues of "consent" as a method to reduce the instance of sexual assault.
3. Identified opportunities to raise awareness and provide resources about the prevention of unplanned pregnancies across the student population.
  - The current model provides a panel of COTO student-parents who talk candidly about the difficulties of being a student-parent. They also discuss opportunities at the College to assist students (Career Pathways and Healthy Families.)
  - The newly elected SGA Officers (the president is a student-parent) have decided to conduct focus groups and open sessions about sexual assault and consent during the 2018-2019 school year.
4. Identified opportunities for your students to reach out to younger teens as mentors or role models of successful behaviors and healthy choices.
  - The Healthy Families grant provides resources about child development and parenting skills for teen parents in the Hot Spring County high schools and GED student-parents. Students could assist with mentoring those students.
5. Identified private or federal grants available to address the prevention of unplanned pregnancy and promote student success, including any partnerships necessary to compete for such grants.
  - Have not identified private or federal grants to address the prevention of unplanned pregnancy and promote student success.
6. Collaborated with the Department of Health or federally qualified health centers to promote access to care.

- We currently collaborate with the Department of Health or federally qualified health centers to promote access to care by providing all students in the SOS and PCS classes a list of all health facilities in our area that can provide information, resources, or birth control.

7. Identified child care, transportation, financial aid and other challenges specific to existing single parents.

- The College has identified child care, transportation, financial aid and other challenges specific to existing single parents. All student-parents are screened to see if they are eligible for the Career Pathways Initiative. They are also screened to see if they are eligible for Healthy Family resources. All single parents are informed about and are encouraged to apply for the CADC Single Parent Scholarship.

8. Identified a method to measure effectiveness of your unplanned pregnancy prevention activities.

- COTO developed a Student Learning Outcome Assessment tool beginning Fall of 2016. Baseline data was collected. Each semester, all students in SOS and PCS classes are assessed on their learning level of the materials presented regarding ACT 943.
- Trend data as well as individual semester data has been collected and analyzed. The assessment tool strategically aligns with the Student Affairs Co-Curricular Student Learning Outcome areas of Education and Empowerment and with the Institutional Student Learning Outcomes of Information Literacy and Critical Thinking. That data is represented below:

I know the only 100% effective way to not get pregnant.												
Year	Percentage	Count	Percentage	Count	Percentage	Count	Percentage	Count	Percentage	Count	Percentage	
Fall 2016 Pre-Test	2.2%	1	0.0%	0	13.3%	6	13.3%	6	68.9%	31	2.2%	1
Fall 2016 Post-Test	4.4%	2	0.0%	0	4.4%	2	2.2%	1	88.9%	39	2.2%	1
Spring 2017 Pre-Test	5.0%	1	0.0%	0	0.0%	0	11.1%	2	77.8%	14	5.0%	1
Spring 2017 Post-Test	5.0%	1	0.0%	0	0.0%	0	11.1%	2	83.3%	15	0.0%	0
Fall 2017 Pre-Test	7.6%	6	2.6%	2	6.3%	5	12.7%	10	65.8%	52	5.1%	4
Fall 2017 Post-Test	4.9%	4	1.2%	1	2.9%	2	4.9%	4	82.7%	67	3.8%	3
<span>Strongly Disagree</span> <span>Strongly Disagree</span> <span>Somewhat Disagree</span> <span>Somewhat Disagree</span> <span>Neutral</span> <span>Neutral</span> <span>Somewhat Agree</span> <span>Somewhat Agree</span> <span>Strongly Agree</span> <span>Strongly Agree</span> <span>Don't Know</span> <span>Don't Know</span>												
I know all the methods of birth control.												
Fall 2016 Pre-Test	2.2%	1	2.2%	1	17.8%	8	46.7%	21	26.7%	12	4.4%	2
Fall 2016 Post-Test	4.4%	2	0.0%	0	4.4%	2	28.9%	13	62.2%	28	0.0%	0
Spring 2017 Pre-Test	5.0%	1	11.1%	2	16.6%	3	61.1%	11	9.0%	1	0.0%	0
Spring 2017 Post-Test	11.1%	2	0.0%	0	0.0%	0	22.2%	4	66.7%	12	0.0%	0
<span>Strongly Disagree</span> <span>Strongly Disagree</span> <span>Somewhat Disagree</span> <span>Somewhat Disagree</span> <span>Neutral</span> <span>Neutral</span> <span>Somewhat Agree</span> <span>Somewhat Agree</span> <span>Strongly Agree</span> <span>Strongly Agree</span> <span>Don't Know</span> <span>Don't Know</span>												
I know where to go on campus to discuss issues about birth control.												
Fall 2016 Pre-Test	19.5%	8	14.6%	6	17.1%	7	9.8%	4	9.8%	4	29.3%	12
Fall 2016 Post-Test	4.4%	2	0.0%	0	6.7%	3	20.7%	12	62.2%	28	0.0%	0
Spring 2017 Pre-Test	22.2%	4	11.1%	2	5.0%	1	0.0%	0	5.0%	1	55.5%	10
Spring 2017 Post-Test	5.0%	1	0.0%	0	0.0%	0	11.1%	2	77.8%	14	5.0%	1
<span>Strongly Disagree</span> <span>Strongly Disagree</span> <span>Somewhat Disagree</span> <span>Somewhat Disagree</span> <span>Neutral</span> <span>Neutral</span> <span>Somewhat Agree</span> <span>Somewhat Agree</span> <span>Strongly Agree</span> <span>Strongly Agree</span> <span>Don't Know</span> <span>Don't Know</span>												
I know what resources to access off campus about birth control.												
Fall 2016 Pre-Test	2.2%	1	4.4%	2	17.8%	8	22.2%	10	42.2%	19	11.1%	5
Fall 2016 Post-Test	2.2%	1	0.0%	0	6.7%	3	24.4%	11	60.0%	27	0.0%	0
Spring 2017 Pre-Test	11.1%	2	5.0%	1	11.1%	2	16.6%	3	33.3%	6	22.2%	4
Spring 2017 Post-Test	5.0%	1	0.0%	0	5.0%	1	11.1%	2	77.8%	14	0.0%	0
<span>Strongly Disagree</span> <span>Strongly Disagree</span> <span>Somewhat Disagree</span> <span>Somewhat Disagree</span> <span>Neutral</span> <span>Neutral</span> <span>Somewhat Agree</span> <span>Somewhat Agree</span> <span>Strongly Agree</span> <span>Strongly Agree</span> <span>Don't Know</span> <span>Don't Know</span>												
I know what resources are available to me if I am a student parent.												
Fall 2016 Pre-Test	4.9%	2	14.6%	6	14.6%	6	31.7%	13	9.8%	4	24.4%	10
Fall 2016 Post-Test	2.2%	1	2.2%	1	2.2%	1	35.6%	16	57.8%	26	0.0%	0
Spring 2017 Pre-Test	5.0%	1	11.1%	2	22.2%	4	11.1%	2	5.0%	1	44.4%	8
Spring 2017 Post-Test	5.0%	1	0.0%	0	0.0%	0	27.7%	5	66.7%	12	0.0%	0
<span>Strongly Disagree</span> <span>Strongly Disagree</span> <span>Somewhat Disagree</span> <span>Somewhat Disagree</span> <span>Neutral</span> <span>Neutral</span> <span>Somewhat Agree</span> <span>Somewhat Agree</span> <span>Strongly Agree</span> <span>Strongly Agree</span> <span>Don't Know</span> <span>Don't Know</span>												
Is the information regarding Act 943 important?												
Fall 2016 Pre-Test	4.9%	2	2.4%	1	12.2%	5	17.1%	7	51.2%	21	12.2%	5
Fall 2016 Post-Test	2.2%	1	0.0%	0	4.4%	2	11.1%	5	82.2%	37	0.0%	0
Spring 2017 Pre-Test	5.0%	1	0.0%	0	11.1%	2	22.2%	4	50.0%	9	11.1%	2
Spring 2017 Post-Test	5.0%	1	0.0%	0	5.0%	1	5.0%	1	83.3%	15	0.0%	0
<span>Strongly Disagree</span> <span>Strongly Disagree</span> <span>Somewhat Disagree</span> <span>Somewhat Disagree</span> <span>Neutral</span> <span>Neutral</span> <span>Somewhat Agree</span> <span>Somewhat Agree</span> <span>Strongly Agree</span> <span>Strongly Agree</span> <span>Don't Know</span> <span>Don't Know</span>												

	Fall 2016	Spring 2017	Fall 2017
Male	51.1%	50.0%	25.3%
Female	46.7%	50.0%	73.4%
Choose Not to Disclose	2.2%	0.0%	1.3%

	Fall 2016	Spring 2017	Fall 2017
African-American/Black	4.5%	16.0%	19.0%
American Indian/Alaskan Native	2.3%		
Biracial	6.8%	5.0%	2.5%
Multiracial			3.8%
Pacific Islander			1.3%
Prefer Not to Disclose		5.0%	1.3%
White	86.4%	72.0%	72.3%

	Fall 2016	Spring 2017	Fall 2017
GED	6.7%	33.3%	6.3%
High School	68.9%	38.8%	54.4%
Some College	22.2%	27.7%	38.0%
Associate Degree	0.0%	0.0%	1.3%
No Answer	2.2%	0.0%	0.0%

	Fall 2016	Spring 2017	Fall 2017
Below 12,000	75.6%	44.0%	69.9%
12,000-24,000	8.9%	38.0%	15.1%
24,000-40,000	4.4%	3.0%	9.6%
40,000-55,000	2.2%	0.0%	2.7%
55,000-70,000	2.2%	3.0%	2.7%
70,000 and above	2.1%	0.0%	0.0%
No Answer	4.4%	5.0%	

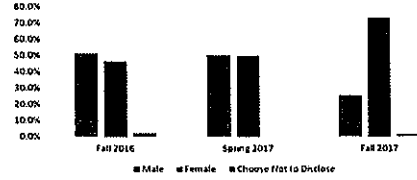
  

	Fall 2016	Spring 2017	Fall 2017
<18		16.0%	15.4%
18-19		22.0%	74.7%
20-21		33.0%	2.5%
22-24		0.0%	1.3%
25-29		11.0%	1.3%
30-34		0.0%	0.0%
35-44		16.0%	2.5%


  

	Fall 2016	Spring 2017	Fall 2017
Have Children	8.9%	22.2%	11.5%
No Children	88.9%	55.5%	88.5%
No Answer	2.2%	22.2%	0.0%

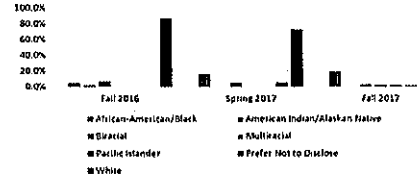
**Gender Demographics**



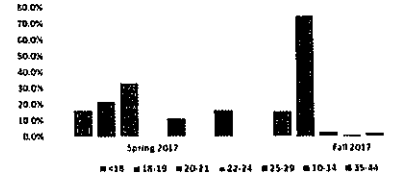
**Income Range Information**



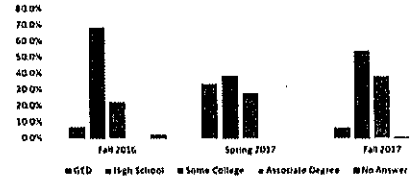
**Ethnicity & Race Demographics**



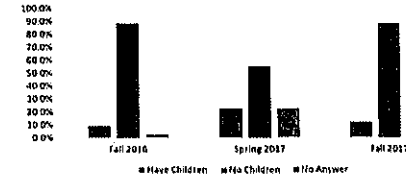
**Age Demographics**



**Educational Level Demographics**



**Child Information**



Below is the tool we used to assess student knowledge:

**Arkansas Act 943**  
**Pre-Post Assessment**  
 Please Circle Your Answers.



Male	Female	Prefer Not to Disclose	Do you have children? Yes No If yes, how many? _____	
------	--------	------------------------	---	--

Age		Ethnicity & Race Information		
<18	18-19	African-American/Black	American Indian/ Alaskan Native	White
20-21	22-24	Hispanic/Latina	Asian American	Pacific Islander
25-29	30-34	Biracial	Multiracial	Prefer Not to Disclose
35-44	45-54			
55-65	>65			

Highest Education Level			Income Range Information	
GED	High School	Some College	Below 12,000	12,000-24,000
Associate Degree	4 Year Degree		24,000-40,000	40,000-55,000
			55,000-70,000	70,000 and Above

	Strongly Disagree	Somewhat Disagree	Neutral	Somewhat Agree	Strongly Agree	Don't Know
Please mark the best answer.						
I know the only 100% effective way to not get pregnant.						
I know all of the methods of birth control.						
I know where to go on campus to discuss issues about birth control.						
I know what resources to access off-campus about birth control.						
I know what resources are available to me if I am a student parent.						
Is this information (regarding Act 943) important?						
Please list your thoughts on how to better inform college students about issues of unplanned pregnancies.						
_____						
_____						
_____						

- ***Note: No Spring 2018 data is available due to campus being closed for the first 5 days of classes for snow days. No PCS or SOS presentation was made.***

9. Identified other topics or issues relating to the prevention and reduction of unplanned pregnancies among older teens.
  - Other topics or issues related to the prevention and reduction of unplanned pregnancies among older teens would be the extrapolation of information to determine impact or reduction of unplanned pregnancies and increase in college completion rates.

**The graphics provided in this report are also attached in PDF Format for easier viewing.**

	Fall 2016	Spring 2017	Fall 2017
Male	51.1%	50.0%	25.3%
Female	48.7%	50.0%	73.4%
Choose Not to Disclose	2.2%	0.0%	1.3%


	Fall 2016	Spring 2017	Fall 2017
African-American/Black	4.5%	16.0%	19.0%
American Indian/Alaskan Native	2.3%	0.0%	0.0%
Biracial	6.8%	5.0%	2.5%
Hispanic	0.0%	0.0%	3.8%
Pacific Islander	0.0%	0.0%	1.3%
Prefer Not to Disclose	86.4%	5.0%	1.3%
White	0.0%	72.0%	72.3%

	Fall 2016	Spring 2017	Fall 2017
GED	6.7%	33.3%	6.3%
High School	68.9%	38.8%	54.4%
Some College	22.2%	27.7%	38.0%
Associate Degree	0.0%	0.0%	1.3%
No Answer	2.2%	0.0%	0.0%


	Fall 2016	Spring 2017	Fall 2017
Below 12,000	75.6%	44.0%	69.5%
12,000-24,000	8.9%	38.0%	15.1%
24,000-40,000	4.4%	5.0%	9.6%
40,000-55,000	2.2%	0.0%	2.7%
55,000-70,000	2.2%	5.0%	2.7%
70,000 and above	2.2%	0.0%	0.0%
No Answer	4.4%	5.0%	0.0%

	Fall 2016	Spring 2017	Fall 2017
<18	16.0%	15.2%	15.2%
18-19	22.0%	74.7%	74.7%
20-21	33.0%	2.5%	2.5%
22-24	0.0%	1.3%	1.3%
25-29	11.0%	0.0%	0.0%
30-34	0.0%	0.0%	0.0%
35-44	16.0%	2.5%	2.5%
Have Children	8.9%	22.2%	11.5%
No Children	88.9%	55.3%	88.5%
No Answer	2.2%	22.2%	0.0%


Gender Demographics




Ethnicity & Race Demographics




Educational Level Demographics



Income Range Information



Age Demographics



Child Information

