

# City & Town

AUGUST 2016 VOL. 72, NO. 08

THE OFFICIAL PUBLICATION OF THE ARKANSAS MUNICIPAL LEAGUE





## OUR MOST VALUABLE INVESTMENTS ARE IN RELATIONSHIPS.



When Crews & Associates was formed in 1979, the capital base was modest but the vision was bold: to build a solid foundation of long-term client relationships. How? By using a unique combination of product experience, work ethic, integrity and extraordinary service. Over the past 30+ years, that strategy has served us – and our clients – very well. Today, our team is stronger than ever, and we're just as committed to being fully invested.



INVESTMENT BANKING | PUBLIC FINANCE | BONDS | LEASES | LOANS

**Paul Phillips | Senior Managing Director**  
501.978.6309 | [pPhillips@crewsfs.com](mailto:pPhillips@crewsfs.com)

800.766.2000 | [crewsfs.com](http://crewsfs.com)

Member FINRA & SIPC



Cover photo by Andrew Morgan.



**ON THE COVER**—Stephens Mayor Harry Brown, the League’s 2016-2017 president, would be the first to tell you that moving a small city forward is a group effort, and the cover features some of the city’s loyal staff and officials. They are, bottom row L-R, Recorder/Treasurer Jamie Cushman, Mayor Harry Brown; second row L-R, City Clerk Genia Chaffin, Deputy Clerk Marlene Fulkroad, Water Clerk Misty Sturgeon, and Court Clerk Serena Peace; third row L-R, Street and Garbage Superintendent Charles Low, Water and Sewer Manager Toby Longino, Police Chief Larry Arrington, and Police Officer Darryl Witcher. Read about the new president and his city inside beginning on page 6.—atm

## Features

### 6 Adversity doesn't hold Stephens mayor down

The challenges small cities and towns face may be many, but Stephens Mayor and new League President Harry Brown has been able to use them as opportunities to grow.

### 10 Prepping for the 2020 Census: GIS coordination

The 2020 Census is fast approaching, and in part four of a four-part series of articles, we look at how compiling boundary maps via Geographic Information Systems technology aids the counting process.

### 20 Entrepreneurs, cities connect at summit

Little Rock partnered with the Ewing Marion Kaufmann Foundation to host the first Mayor’s Summit on Entrepreneurship in July, which brought entrepreneurs and city leaders together to discuss how cities can spur job creation and support entrepreneurial growth.

## City & Town Contents

- Arkansas Municipal League Officers.....5
- a'TEST.....42
- Attorney General Opinions.....41
- Calendar .....19
- Directory Changes .....27
- Economic Development.....16
- Engineering.....36
- Fairs & Festivals .....19
- Grant Money Matters .....46
- Municipal Mart .....54
- Municipal Notes .....52
- Obituaries.....52
- Planning to Succeed .....30
- President's Letter .....4
- Sales Tax Map.....49
- Sales Tax Receipts .....50
- Turnback Estimates .....48
- Urban Forestry.....34
- Your Health .....26

Publisher <b>Don Zimmerman</b>	Communications Director <b>Whitnee V. Bullerwell</b>
Editor <b>Andrew T. Morgan</b>	Graphic Designer <b>Mark R. Potter</b>
Advertising Assistant <b>Tricia Zello</b>	Email: <b>citytown@arml.org</b>




[www.arml.org](http://www.arml.org)

*City&Town* (ISSN 0193-8371 and Publication No. 031-620) is published monthly for \$20 per year (\$1.67 per single copy) by the Arkansas Municipal League, 301 W. Second St., North Little Rock, AR 72114. Periodicals postage paid at North Little Rock, Ark.  
 POSTMASTER: Send address changes to *City&Town*, P.O. Box 38, North Little Rock, AR 72115.

Dear Friends,

As temperatures heat up, summer draws to an end and schools gear up for another year, we are getting ready for the League's annual Planning Meeting, August 17-19. This year the meeting will be held in Texarkana, "The Gateway to Arkansas from the West." The Texarkana officials and citizens are excited to be hosting this meeting and we are just as excited as they are. We look forward to a successful planning meeting and finalizing the schedule of events for this next year. Look for coverage of our Planning Meeting in the September issue of *City & Town*.



In this issue of *City & Town*, the listing of the Executive Committee and Advisory Council members and Board members is included. I want to thank all city officials and personnel who have committed themselves to these various positions. Working together, I know we will move the cities and towns of Arkansas forward in the next year.

As League president, it's my intention to visit many cities and towns across this great state. I know firsthand that being mayor of a small town or city is not a little task. Everyone knows you and feels that they deserve your undivided attention; therefore, you are tasked with not only being their mayor, you are their neighbor, police, garbage man, and everything in between.

Since becoming mayor of Stephens, the city has overcome a lot: a stagnant economy, the closing of our schools, and the burning of our city hall, just to name a few. Through it all, we persevered and are better because of it. I am confident that all things work best for those who are willing to stay the course.

Again, I thank everyone who is serving the League in some capacity this year. The giving of your time is appreciated and will ensure that this year is an outstanding one. Please don't hesitate to contact me if I can be of assistance to you.

Thank you,

A handwritten signature in black ink, appearing to read "Harry Brown", written over a horizontal line.

Harry Brown  
Mayor, Stephens  
President, Arkansas Municipal League

# ARKANSAS MUNICIPAL LEAGUE OFFICERS

Mayor Harry Brown, **Stephens** ..... President  
Mayor Doug Sprouse, **Springdale** ..... First Vice President  
Mayor Jimmy Williams, **Marianna** .... Vice President, District 1  
Mayor Jill Dabbs, **Bryant** ..... Vice President, District 2  
Vice Mayor Kevin Settle, **Fort Smith** .. Vice President, District 3  
Mayor Gary Baxter, **Mulberry** ..... Vice President, District 4  
Don A. Zimmerman..... Executive Director

**EXECUTIVE COMMITTEE:** Mayor Tim McKinney, **Berryville**; Mayor James Sanders, **Blytheville**; Clerk/Treasurer Barbara Blackard, **Clarksville**; Mayor Scott McCormick, **Crossett**; Mayor Billy Ray McKelvy, **De Queen**; Mayor Johnny Brigham, **Dumas**; Mayor Frank Hash, **El Dorado**; Mayor Paul Wellenberger, **Fairfield Bay**; Mayor Lioneld Jordan, **Fayetteville**; Mayor Larry Bryant, **Forrest City**; Mayor Kevin Johnston, **Gentry**; Alderman Reedie Ray, **Jacksonville**; Mayor Harold Perrin, **Jonesboro**; Alderman Sam Angel II, **Lake Village**; Mayor Jerry Boen, **Lamar**; Mayor Mike Watson, **Maumelle**; Mayor Joe Dillard, **Mountain Home**; Mayor Joe Smith, **North Little Rock**; Alderman Steven Mays, **Pine Bluff**; Mayor Sonny Hudson, **Prairie Grove**; Alderman Bill Eaton, **Russellville**; Mayor David Morris, **Searcy**; Mayor Mike Kemp, **Shannon Hills**; Alderman Dorothy Henderson, **Warren**

**PAST PRESIDENTS ADVISORY COUNCIL:** Mayor Rick Elumbaugh, **Batesville**; Mayor Tab Townsell, **Conway**; Mayor JoAnne Bush, **Lake Village**; Mayor Mark Stodola, **Little Rock**; Mayor Frank Fogleman, **Marion**; Alderman Murry Witcher, **North Little Rock**; Mayor Mike Gaskill, **Paragould**; Mayor Jackie Crabtree, **Pea Ridge**; Mayor Robert Patrick, **St. Charles**

**LARGE FIRST CLASS CITIES ADVISORY COUNCIL:** Mayor Virginia Young, **Sherwood**, Chair; Mayor James Calhoun, **Arkadelphia**; City Clerk/Treasurer Denise Johnston, **Batesville**; Aldermen Ann Gilliam, Eddie Long, Jon Moore and Ron Waymack and Director of Operations Eddie Cook, **Cabot**; Mayor Marie Trisollini, **Camden**; Chief of Staff Don Marr and Director of Communications Susan Norton, **Fayetteville**; Assistant City Manager Lance Spicer, **Hot Springs**; Mayor Gary Fletcher and Alderman Kenny Elliott, **Jacksonville**; Aldermen Chris Gibson, John Street, and Rennell Woods, **Jonesboro**; Intergovernmental Relations Manager Emily Cox, **Little Rock**; Clerk/Treasurer Diane Whitbey and Aldermen Debi Ross and Beth White, **North Little Rock**; Alderman Joshua Agee, **Paragould**; Mayor Randy Horton and Clerk/Treasurer Kathy Collins, **Russellville**; Alderman Marina Brooks, **Sherwood**; Mayor John Mark Turner, **Siloam Springs**

**FIRST CLASS CITIES ADVISORY COUNCIL:** Mayor Bob Stacy, **Wynne**, Chair; City Director Bruce Farrar, **Barling**; Clerk/Treasurer Carol Westergren and Alderman David Pruitt, **Beebe**; Mayor Kenneth Jones, **Brookland**; Mayor Bill Edwards, **Centerton**; Alderman C.T. Foster, **Crossett**; Clerk/Treasurer Donna Jones, **De Queen**; Alderman Gwen Stephenson, **Dermott**; Mayor Ralph Relyea, **DeWitt**; Aldermen Ross Martin and T.C. Pickett, **Dumas**; Alderman Kenneth Cross, **Earle**; Mayor Bruce Ledford, **Elkins**; Mayor Doug Kinslow, **Greenwood**; Mayor Jon Milligan and Clerk/Treasurer Linda Simpson, **Lake City**; Clerk/Treasurer Ruth Keith, **Leachville**; Alderman Loye Free, **Marianna**; Alderman James Turner, **Mena**; Mayor Allen Lipsmeyer and Alderman John Payne, **Morrilton**; Alderman Faye Futch, **Parkin**; Mayor Jim Poole, **Piggott**; Alderman Doug Bartholomew, **Prairie Grove**; Clerk/Treasurer Mitri Greenhill, **Stuttgart**; Mayor Art Brooke, **Ward**

**SECOND CLASS CITIES ADVISORY COUNCIL:** Mayor Darrell Kirby, **Bay**, Chair; Mayor Veronica Post, **Altus**; Alderman Larry Hall, **Bay**; Mayor Ronnie Guthrie, **Calico Rock**; Mayor Barry Riley, **Caraway**; Alderman Richard Hawkins II, **Cave City**; Mayor Phillip Moudy, **Danville**; Mayor Jeff Braim, **Gassville**; Alderman Gary Khoury, **Greers Ferry**; Recorder/Treasurer Mary Ruth Wiles, **Highland**; Mayor Steve Dixon, **Marmaduke**; Mayor Terrie Triplet, **McNeil**; Mayor Jim Crotty, **Norphlet**; Recorder/Treasurer Dane Fults, **Redfield**; Alderman Sue Skipper, **Shannon Hills**; Mayor Bobby Neal and Recorder/Treasurer Rick East, **Smackover**; Recorder/Treasurer Jamie Cushman, **Stephens**; Mayor Patricia Glover and Alderman Rickey Lambert, **Waldo**; Alderman A.C. Loring, **Wrightsville**

**SMALL CITIES AND TOWNS ADVISORY COUNCIL:** Mayor Dennis Behling, **Lakeview**, Chair; Alderman Dona Burton, **Caddo Valley**; Mayor Bobby Box Sr., **Chidester**; Mayor Michael Lester, **Gum Springs**; Mayor Carroll Shipman and Recorder/Treasurer Bobby Brown, **McDougal**; Mayor Robert Sullivan, **McRae**; Alderman Don Sappington, **Norfolk**; Recorder/Treasurer Naomi Mitchell, **St. Charles**; Assistant to Mayor Pamela Dawkins, **Strong**; Mayor Billy Burns, **Sulphur Rock**; Mayor Charles Miller, **Tollette**; Mayor Namon Goff, **Twin Groves**; Mayor Curley Jackson and Alderman Marvin Hopson, Sr., **Wilmar**

**PUBLIC SAFETY ADVISORY COUNCIL:** City Manager Catherine Cook, **Hope**, Chair; Alderman Jim Wozniak, **Bella Vista**; Alderman Stan Parks, **Blytheville**; Alderman Doyle Tullos, **Cabot**; Police Chief Kevin Weathers, **Clarksville**; Fire Chief Chad Mosby, **El Dorado**; Alderman Travis Collins, **Eudora**; Alderman Ralph Bird, Fire Chief Bill Johnson and Police Chief Tim Mayfield, **Gassville**; Fire Chief Josh "Moose" Dunavan and Police Chief Jesse Martinez, **Little Flock**; Aldermen Jess Holt and Marc Kelley, **Maumelle**; Fire Chief Kevin Lang, **Paragould**; Alderman Betty Cook, **Sheridan**; Alderman Ken Keplinger, **Sherwood**; Alderman James Pulliaum, **West Memphis**

**ECONOMIC DEVELOPMENT ADVISORY COUNCIL:** Alderman James Moore, **Magnolia**, Chair; Mayor Peter Christie, **Bella Vista**; Mayor Bob McCaslin, **Bentonville**; Alderman Kevin Davis, **Cabot**; Mayor Mark Simpson, **Clarksville**; Alderman Dianne Hammond, **El Dorado**; Mayor Michael Cravens, **Elaine**; Clerk/Treasurer Derene Cochran and Alderman Louise Fields, **Forrest City**; Alderman Charles Cooper, **Fouke**; City Director Becca Clark, **Hot Springs**; Mayor Carl Griswold, **Mitchellville**; City Administrator Phillip Patterson, **Siloam Springs**; Clerk/Treasurer Pam Cawthon, **Tuckerman**; Deputy Operations Director Charles Gastineau, **Ward**

**MUNICIPAL HEALTH BENEFIT FUND BOARD OF TRUSTEES:** Clerk/Treasurer Mitri Greenhill, **Stuttgart**, District 1; Mayor Gary Fletcher, **Jacksonville**, District 2; Mayor Randy Horton, **Russellville**, District 3; City Clerk Rendi Currey, **Arkadelphia**, District 4; Mayor Parnell Vann, **Magnolia**, At-Large Member

**MUNICIPAL LEAGUE WORKERS' COMPENSATION TRUST BOARD OF TRUSTEES:** Mayor William Johnson, **West Memphis**, District 1; Human Resources Director Lisa Mabry-Williams, **Conway**, District 2; Clerk/Treasurer Sondra Smith, **Fayetteville**, District 3; Mayor Bryan Martin, **Warren**, District 4; City Attorney Howard Cain, **Huntsville**, At-Large Member and Group Manager

**PENSION MANAGEMENT AND OPEB TRUSTS, BOARD OF TRUSTEES:** Finance Director Karen Scott, **North Little Rock**, Chairman; Treasury Manager Scott Massanelli, **Little Rock**, Vice Chair; Finance Director Joy Black, **Bryant**; Mayor Brenda Weldon, **Malvern**; Chief Financial Officer Rhonda Davis, **Paragould Light Water and Cable**

**NOTE:** Names submitted for positions on committees, councils and boards received after the issue print date will appear in the next issue of *City & Town*.



PHOTOS BY ANDREW MORGAN.

Mayor Brown's office is the former principal's office at his alma mater, Stephens High School, now home to the city's offices after a 2015 fire destroyed the former municipal building.

# Stephens mayor turns challenges into opportunities

By Andrew Morgan, League staff

Stephens Mayor and new League President Harry Brown doesn't dwell on adversity, though he and the city have faced their fair share. For instance, you won't hear him complain about the fire that destroyed the Stephens Municipal Building in June 2015. He'd rather discuss what he, his staff, and city council—his municipal family—have accomplished in the aftermath of that disaster. He has the attitude of a man who loves his hometown and is driven to serve.

Brown was born and raised in Stephens, and he has lived and worked in—or very near—his hometown his entire life. He had spent a short time living in East Camden around the time he and his wife Erma married. But the couple moved back to Stephens, where he had a second job, and where she could be closer to Magnolia, where she was attending graduate school at Southern Arkansas University.

He's had a diverse professional career, and often juggled more than one job at a time. He spent 23 years working in the local oil industry. In 1978 he became Stephens' first black police officer. From 1983 to 1994 he served with the local Sheriff's Department before joining the U.S. Marshal's Service in 1994, where he served as a bailiff, riding the circuit for Federal Judge Harry Barnes out of El Dorado. He found his time there interesting, and he learned an important lesson about being a public servant.

"I was fortunate," Brown says. "Judge Barnes is one of a kind, one in a million. He's been a great influence on

me. He taught us that even as a judge he was a servant, and he taught us to be public servants. That's what I try to instill in my employees here. Whenever a defendant was there—already convicted, waiting for sentencing—the judge would come in and say, 'Can I get you a cup of coffee? Can I get you anything?' And he wouldn't allow one of us to go get it. He'd go get it for them himself. That says a lot."

It took several unexpected plot twists to catch us up to the present. In 2008 friends tried to convince Brown to run for mayor, but he wasn't ready, partly because of the low, part-time salary the position paid.

"This is not what I had in mind for my life," Brown says. "I thought I was on my way to becoming a millionaire! My wife had a good job, I had a good job, and I had a good construction business. At the time, the oil business was up and I was doing quite a bit of work on the oilfield."

With such a low mayor's salary, he was worried about being able to pay his mortgage, much less live a little bit.

Things took a turn in 2010. A diagnosis of congestive heart failure meant a retirement from the Marshal's Service for Brown. His doctor suggested getting a defibrillator implanted. Brown considered the advice, and he and Erma discussed it while on vacation to California. Shortly after that trip, he was returning from work in Texarkana when he heard the news on the radio that pop star Michael Jackson had died.



Brown has had a diverse career, which included 23 years working in the local oil industry.

“I was, oh, a year older than him at the time. I thought: I might better get that defibrillator!”

It was around this time the former mayor resigned, and the council urged Brown to fill the vacancy. With disability coming in because of the heart condition, he was now able to afford to accept the opportunity. He finished that term and then ran unopposed, taking office officially in January 2011.

“It’s been a blessing, actually. And though we make a whole lot less money, we’ve never missed a meal. And we’ve been able to do all the things we’ve needed to do and most of the things we wanted to do.”



Moving small cities forward is a group effort, and Brown gives a lot of credit to his city council and recorder/treasurer. They are, from left, Alderman Amy Cornwell, Alderman Lonnie Williams, Alderman Calvin McClurkin, Alderman Bubba Smith, Alderman Kevin Hollis, Mayor Harry Brown, Alderman Ron Keene, and Recorder/Treasurer Jamie Cushman (not pictured: Aldermen Rae Fawver and Maye Delaney).

Stephens, on the southern edge of Ouachita County on Highway 79 between Camden and Magnolia, has a population of 891. And, like many small cities and towns that have faced more or less steady declines in population, it once had the jobs to support more folks. It was part of a thriving south Arkansas oil industry, was home to a roofing manufacturer with 500 employees, and had its own school system, which was a major employer.

Stephens’ schools closed in 2014, victims of consolidation. Local students were split between schools in Camden, El Dorado, and Magnolia. The mayor and the city hated to lose the school, but there has been a definite bright side. The former high school became an easy and affordable option for the new city hall after the fire.

“We lost very little time and we had very little debt. In fact I can’t say we acquired any debt.”

The city was able to move into the school less than a week after the fire. Beyond some patchwork and paint, the building was in fair shape. Friends and nearby cities pitched in and donated furniture and other office items.

“It’s taken some getting used to,” Brown says of the new municipal home base. It’s a block off “the beaten path,” Highway 79, for one thing, he says. And they’re figuring out which parts of the much more spacious facility they can use. Some of the existing offices and classrooms have been easily converted to new offices. They’ve opened the school’s gymnasium to the public, so young people can use it to exercise and play basketball.



One of the city’s creative ideas is to convert the former elementary school into a flea market that would draw vendors and shoppers from all over the region.

The mayor’s office is in what was the principal’s office. In fact, Mayor Brown graduated from school here.

The school’s cafeteria has become the perfect location for Stephens’ summer feeding program for school-age children in the city.

“It’s great, and after breakfast the children can go over to the gym and play until lunch time.”

A few retired teachers are utilizing the space available at the school to do some private tutoring as well.

The city has plans for the former elementary school building, which now sits vacant. They envision hosting a great flea market, along the lines of the famous Canton flea market in Texas.

“We think it’ll be great because it’s climate controlled. At most big flea markets like that you’re hot in the summer and cold in the winter. It’ll be a more comfortable environment. The main thing is to make use of the building, so it doesn’t deteriorate.”

As mayor of a small city, Brown brings an important perspective to the office of League president.

“I want to see small towns become more visible.”

Smaller municipalities don’t always have the power to help move the state forward, he says.

“We have the same mandates put upon us as the big cities do, but we don’t have the funding or the tax base.”

The consolidation of the city’s schools and the buildings left behind are a perfect example, Brown says, of the burdens small municipalities can face. The decision to close them was made at the state level, and now Stephens has two large buildings it must figure out a way to use or just watch them waste away, because there’s no money to demolish and remove them. The city has been thankful for the space at the former high school, but there is still plenty of the building, like the auditorium, that remains unused and a potential burden. It also means more grass to mow. Even those seemingly minor details can be major challenges for small municipalities, who must be creative problem solvers.

“In this economy you not only have to be versatile, you have to have a vivid imagination, like this flea market idea.”

Another issue he’d like to bring into the conversation this year as League president is the future I-69 corridor, which would pass through south Arkansas near Stephens.

“If south Arkansas grows, all of Arkansas grows,” Brown says. “I think that south Arkansas could do just as well as northwest Arkansas, but we need things like I-69 that can help us move forward.” 🏛️

In July mayors and local leaders from across south Arkansas met at the Stephens Entrepreneurial Center to honor Mayor Brown, center, who received commemorative plaques from State Senator Bruce Maloch, to his right, and Representative David Fielding, to his left.





# MEET YOUR 2016-2017 LEAGUE VICE PRESIDENTS



**First Vice President**  
**Mayor Doug Sprouse, Springdale**

Mayor Sprouse has served on the Executive Committee from 2009-2013 and 2014 to the present, as District 3 vice president in 2013-2014, and on the State Aid Street Committee since 2013.



**District 1 Vice President**  
**Mayor Jimmy Williams, Marianna**

Mayor Williams has served on the First Class Cities Advisory Council from 2012-2016, serving as its chair 2014-2016, and is a current member of the State Aid Street Committee.



**District 2 Vice President**  
**Mayor Jill Dabbs, Bryant**

Mayor Dabbs has served on the Executive Committee since 2015, on the Municipal League Workers' Compensation Trust Board of Trustees from 2012-2015, and on the Large First Class Cities Advisory Council from 2011-2012.



**District 3 Vice President**  
**Vice Mayor Kevin Settle, Fort Smith**

Vice Mayor Settle has served on the Executive Committee in 2012-2013 and 2014-2015, and on the Large First Class Cities Advisory Council in 2011-2012, serving as its chair in 2013-2014 and 2015-2016.



**District 4 Vice President**  
**Mayor Gary Baxter, Mulberry**

Mayor Baxter has served on the Executive Committee from 2014 to the present and on the Cash Management Trust-Pension Management Trust-Municipal Other Post Employment Benefits Trust Board of Trustees from 2012-2014.

# 2020 Census timeline: GIS coordination

Part four in a four-part series outlining the steps cities and towns should take to prepare for the fast-approaching 2020 U.S. Census.

By Shelby Johnson

**T**hese past few articles have focused on teaching city leaders about preparing your municipal boundaries for the 2020 Census. The goal has been to bring you up to speed on the way Arkansas is tackling city boundary change now, and into the future. A big part of the discussion has been aimed at understanding how these boundary changes are fed into the next Census of the United States. An accurate map of your boundary is the only way the Census can summarize your population.

Last month I mentioned a boundary change timeline. The chart provided here gives an estimate of the amount of time it may take to complete the boundary change process.

The 2015 revision to our annexation laws, A.C.A. § 14-40-101, includes a requirement for the Arkansas GIS Office to coordinate with any entity that is undertaking a boundary change, whether by annexation, consolidation, or detachment. These days, maps are digital, and the use of GIS (Geographic Information Systems) technologies allow them to be updated, distributed, and used for decision making faster than ever. The GIS data of your city boundary will be used for a whole lot more than just counting population. Let's look at a few other GIS users that will use your digital map.

The Arkansas Department of Finance and Administration's Excise Tax Division uses your boundary for determining the proper collection and allocation of streamlined sales and use tax revenue. Physical addresses are mapped inside cities and tagged with a code for sales tax collection. Annexations may bring new addresses—and increased sales tax revenue—inside the city.

Most utilities are using GIS for faster reporting. They include telephone, electric, cable, and gas utilities. They overlay the city boundary onto their infrastructure. This allows them to make a quick calculation of their assets within your city. They can report total assets by city to the Arkansas Public Service Commission, which performs the Ad Valorem assessment. This valuation is shipped to the county assessors, and then eventually the revenue accrues to the cities with a millage rate.

Speaking of county assessors, they also keep track of your boundary via GIS. When your city boundary

changes they change the real estate code on the tax parcels that are annexed into the city. This usually means a revenue increase in the following year depending on the millage rate and the type and number of parcels.

Here at the Arkansas GIS Office we have a very efficient system put in place to publish the GIS data of city boundaries. These changes can be pushed out to the [gis.arkansas.gov](http://gis.arkansas.gov) system for distribution once the proper filing has occurred. The boundaries that are born digital can be updated, distributed, and used for decision making faster than ever. We look forward to coordinating with any city that is contemplating a boundary change.

Here are a few final thoughts. Reach out to your surveyor. These professionals are masters at writing precise legal descriptions needed to build accurate maps. Have a conversation with your city attorneys. They have the knowledge to advise you on state laws. And consult the Municipal League publication, *Municipal Annexation, Incorporation and Other Boundary Changes*. This guide contains an overview of the boundary change statutes in Arkansas and will be very helpful.

**Time is the enemy!**



Be smart and get a start. Get it done, between now and 2018. If you are interested in checking to see that your city boundary is correct, please visit [gis.arkansas.gov/checkmycity](http://gis.arkansas.gov/checkmycity) or contact my office.

*Shelby Johnson is Geographic Information Officer, Arkansas GIS Office. Contact Shelby at 501-682-2943, or email [shelby.johnson@arkansas.gov](mailto:shelby.johnson@arkansas.gov).*

## Boundary Changes Chart

	City Initiated			Citizen Initiated			
	Enclave Annexation	Election Method Annexation	Detachment	Detachment	Consolidation	100% Annexation Method	Petition Method
Relevant Statutes	A.C.A. § § 14-40-501–503, 14-40-101.	A.C.A. § § 7-11-201, 7-11-203–205, 14-40-301–304, 14-40-101.	A.C.A. § § 14-40-1901–1903 (read carefully as circumstances are limited).	A.C.A. § 14-40-608.	A.C.A. § § 7-11-201, 7-11-203–205, 14-40-1201–1213.	A.C.A. § 14-40-609.	A.C.A. § § 14-40-601–606; 14-38-103.
Steps	Council proposes ordinance for annexation of surrounded territory (see statute for additional information).	City council enacts ordinance complying with code and fixing date for election at next general or special election.	City council passes resolution, files certified copy thereof and petition for hearing with county court.	Landowner notifies city within 8 years after annexation proceeding is completed, if no utilities provided.	Petition filed with clerk and/or recorder of larger city's government (up to 10 extra days if petition insufficient).	Petition filed with county clerk and assessor.	Petition filed with county court by majority of real estate owners in proposed territory.
	Public hearing conducted within 60 days of proposal of ordinance calling for annexation.	Ordinance filed with county clerk.	Notice of hearing published in newspaper for at least 2 consecutive weeks.	City passes detachment ordinance within 30 days.	Petition presented to larger city's government.	County clerk and assessor verify petition (1-15 days).	Clerk files petition, court sets date for hearing.
	At least 15 days prior to public hearing, legal notice with legal description of territory published and notification by certified mail to property owners within proposed area to be annexed.	Special election held (60-70 days minimum following filing, see A.C.A. § 7-11-205(b) for further detail.) City must identify residents of proposed annexation area at least 45 days before election.	County court holds hearing 15-30 days from date of first publication of notice.	City sends relevant documents to county clerk.	Council passes ordinance approving consolidation.	Petition presented to county judge, who issues order (1-15 days).	Court holds hearing (at least 30 days after clerk files petition); petitioners publish notice in newspaper or posting for 3 weeks.
	Ordinance for annexation passed by city's governing body.	County clerk certifies election results, files with SoS (up to 15 days).	County court orders exclusion of territory.	County clerk sends relevant documents to SoS, Director of Tax Division of Arkansas Public Services Commission.	Petition presented to county court, which calls for special election.	City council passes ordinance or resolution granting petition.	Court enters order.
	Suit may be brought within 30 days to review council's actions.	Wait 30 days (or until entry of final order if annexation challenged in court).	County clerk files order with county recorder and Secretary of State.		Special election held (60-70 days minimum from date filed with county court) (county court gives 30 days' notice of election by publication).	Annexation effective 30 days after council grants petition, if no judicial challenge).	Wait 30 days (or until entry of final order if annexation challenged in court).
		Annexation effective.			Election results returned to and declared by county court.		Council accepts annexation by ordinance or resolution.
					Consolidation effective (up to 18 months following declaration as stated in petition).		Annexation effective.
Minimum Total Time	61-91 days.	91-115 days (assuming a special election is held).	20-40 days.	7-30 days.	With delay: 618-628 days; without delay: 80-100 days (calculations assume extra 10 days to fix insufficient petition).	45-60 days (not counting time needed to gather signatures on petition).	70-100 days (not counting time needed to gather signatures on petition).

Notice: this chart is for illustrative purposes only. Allow for longer time to account for municipal and county government action and possible litigation. This chart is not intended as a complete guide to the procedures discussed and does not constitute legal advice. Consult with your attorney for specific advice on any boundary change issues.

# AHPP awards more than \$2.8 million in preservation grants

The Arkansas Historic Preservation Program, an agency of the Department of Arkansas Heritage, has awarded \$2,842,862 in grants for projects in 54 Arkansas counties through its Historic Preservation Restoration Grant, Certified Local Government Subgrant, and Main Street Downtown Revitalization Grant programs, the agency has announced.

Thirty-two projects shared \$978,069 in Historic Preservation Restoration Grants to rehabilitate buildings listed on the Arkansas or National Registers of Historic Places and owned by local governments or not-for-profit organizations. Municipal recipients of the grants, amounts, and properties to be restored include:

- Conway, \$9,999 for monument restoration at Oak Grove Cemetery
- Hope, \$20,000 for restoration work at the Hope Girl Scout Little House
- Little Rock, \$50,000 for restoration work on the Herschell-Spillman Carousel
- Mountain View, \$87,128 for restoration work at the Mountain View Waterworks
- Mulberry, \$13,913 for second-floor restoration at the Bryant-Lasater House
- North Little Rock, \$40,500 for a master plan and restoration work on the U.S.S. Hoga and \$18,348 for repointing at the Park Hill Water Company Historic District
- Texarkana, \$33,170 for restoration work at the Texarkana Municipal Building



Fifteen recipients shared \$98,341 in grants through the AHPP's Certified Local Government program, which is open to Arkansas cities and counties that contain a historic district commission and a historic district protected by a local ordinance, as well as to cities and counties that are seeking to join the CLG program. These grants provide training opportunities to local historic district commissions and can fund other local preservation projects. At least 10 percent of the AHPP's annual appropriation from the federal Historic Preservation Fund goes to CLG cities as grants for local projects. Municipal recipients and amounts include:

- Conway, \$6,914 for training
- Dumas, \$3,100 for training
- El Dorado, \$5,799 for training and administrative support

- Eureka Springs, \$5,170 for training
- Fort Smith, \$3,854 for training
- Fayetteville, \$9,030 for training, a survey and National Register nomination of the Meadow Street Historic District, work on the Story Maps website and preservation awards plaques
- Helena-West Helena, \$6,481 for training, administrative support and supplies
- Hot Springs, \$1,600 for bronze plaques recognizing the American Planning Association's designation of Central Avenue as one of America's "Great Streets"
- Little Rock, \$10,600 for training and a study on post-World War II residential development in the city
- Morrilton, \$6,600 for training
- North Little Rock, \$8,000 for administrative assistance and signage for two of the city's traditionally African-American neighborhoods
- Rogers, \$9,415 for training, administrative assistance and historic district commission guidebooks
- Russellville, \$5,200 for training and sign toppers in the Russellville Downtown Historic District
- Texarkana, \$10,002 for training and continuing work on a website
- Van Buren, \$6,576 for training

Eighteen Main Street Arkansas programs shared \$270,000 in Downtown Revitalization Grants, available to accredited Main Street programs for building rehabilitations, parks, streetscape improvements and other design-related projects that will have major long-term impacts in the local Main Street area. Main Street programs in Batesville, Dumas, El Dorado, Eureka Springs, Helena-West Helena, Osceola, Ozark, Paragould, Rogers, Russellville, Searcy, Siloam Springs, Texarkana, West Memphis, the Conway Downtown Partnership, Downtown Little Rock Partnership, Downtown Jonesboro Association and Little Rock's South Main each received \$15,000 grants through the program.

An additional \$16,000 in Downtown Revitalization Grants was awarded to cities involved in Main Street's Arkansas Downtown Network. Grants of \$1,000 each were awarded to the programs in Arkadelphia, Clarksville, Forrest City, Fort Smith, Hardy, Heber Springs, Malvern, Monticello, Morrilton, Newport, Paris, Pine Bluff, Pocahontas, Rector, Warren and Wynne.

For more information on the AHPP's grant programs, write the agency at 323 Center St., Suite 1500, Little Rock, AR 72201, call the agency at (501) 324-9880 [TDD 501-324-9811], send e-mail to [info@arkansaspreservation.org](mailto:info@arkansaspreservation.org) or visit [www.arkansaspreservation.org](http://www.arkansaspreservation.org).



# THE REINVENTION OF THE PRESTIGE SEDAN

The first ever CT6



### A NEW STANDARD FOR EXCELLENCE

The prestige sedan has been reinvented. With the first-ever CT6, Cadillac embarks on a bold journey that sets the new standard for excellence. Innovatively engineered and beautifully crafted, the CT6 combines advanced technology with breathtaking design. Matching the available 3.0L V6 Twin Turbo engine is an entirely new, lightweight vehicle architecture for a superb driving experience that is agile, solid, and secure.

## Parker Cadillac

1700 N Shackleford Rd, Little Rock, AR 72212  
Visit [Parker-Cadillac.com](http://Parker-Cadillac.com) to see our entire inventory and latest availability.

**Sales**  
(855) 894-0612  
(501) 224-2400  
Mon-Fri 8am - 5:30pm  
Sat 9am - 3pm

**Service**  
(855) 861-6066  
Mon-Fri 7:30am - 5:30pm



Kojiro Fujihara, a classical trombonist from Japan, is a 2016 IBLA Grand Prize winner and will be one of the performers visiting Arkansas next year.

# IBLA Grand Prize celebrating 25 years of excellence

By Sherman Banks

**T**he IBLA Foundation in New York City, which this year celebrates its 25th anniversary, organizes annual music competitions for pianists, singers, instrumentalists, and composers in the genres of classical, blues, and jazz. This competition takes place in Ragusa Ibla, Italy.

The winners of IBLA Grand Prize have been presented in prestigious venues such as Lincoln Center, Alice Tully Hall, Tokyo Opera City Hall, Tchaikovsky Bolshoi Hall in Moscow, as well as other prestigious venues in Canada, Europe, Russia, Indonesia, Vietnam, Cambodia, Thailand, Japan, and in the United States, including the great state of Arkansas in such cities as Lake Village, Star City, Harrison, Tontitown, Springdale, Batesville, Jacksonville, Little Rock, and North Little Rock.

The IBLA Grand Prize began as a dream and doctoral thesis of Dr. Salvatore Moltisanti, a native Sicilian now living New York. Dr. Moltisanti is internationally recognized as one of the foremost Italian pianists of his generation, who *The New Times* called “a romantic virtuoso.” Today, in addition to organizing the annual IBLA Grand Prize, Dr. Moltisanti is playing concerts, presenting master classes, seminars and lectures for prestigious universities and conservatories in the U.S., Europe, Russia, and Japan.

This year’s competition was held July 12-20 on the sun-baked Mediterranean island of Sicily. The 25th annual competition was held in a hall buried among the clusters of 17th and 18th century stone buildings that crowd the little threads of streets.

Since the beginning of IBLA Grand Prize, the IBLA Foundation has been dedicated to discovering new talent from around the world. Winners are assisted in establishing concert careers by facilitating their access to performance venues and professional contacts. Arkansas has been a proud partner with the Foundation, which has cooperated with the Sister Cities Commission, chambers of commerce, cities and towns, public libraries, and others to offer an annual tour of public concerts and community outreach programs that allow IBLA winners to perform for and interact with hundreds of local students and families by sharing their professional experience and artistic talents.

The competitors for this year’s competition hailed from such countries as Poland, China, Japan, Italy, Georgia, Russia, and the U.S. We can expect extraordinary performers again next year from six different countries. I will give you a teaser by revealing that the top winner for this year is a classical trombone player from Japan. He is an exceptional talent and next year we will be as enriched by his playing as everyone was in Sicily during the competition.

If you would like to host a performance by the IBLA winners in your city, contact me at (501) 786-2639 or email [sbanks@aristotle.net](mailto:sbanks@aristotle.net).



For more information contact Sherman Banks at (501) 786-2639; email [sbanks@aristotle.net](mailto:sbanks@aristotle.net); or write to P.O. Box 165920, Little Rock, AR 72216.

# Missed us?

You can download last month's issue or older issues of *City & Town* that you might have missed.

Help us keep you up to date and informed.

[www.arml.org](http://www.arml.org)

[www.arml.org/services/publications/](http://www.arml.org/services/publications/)



## Are Your Bad Debt Accounts Adding Up?

### Having No Success With Collection Agencies...

### Turn Those Bad Debts Into Deposits By Joining The Water Utility DataBase System



A network of Municipalities and Rural Water/Sewer systems across the state, through legislation have joined forces through our database system to track and collect their otherwise uncollectable bad debts.

*Won't You Join Them By Joining WUDB Today...*

*For more information contact an ARWA representative, contact us at 800-264-0303 or go to [www.wudb.com](http://www.wudb.com)*

## GO NO DIG...

### FOR EASIER, SAFER, FASTER CULVERT REPAIR AND REHAB.



Snap-Tite culvert rehabilitation is a value-added, permanent solution. It is the preferred choice for state DOTs, Municipal and County Street/Road and Drainage Departments, Airports, Railroads and Civil Engineers everywhere. With its ease of installation, faster project completion and no road closures, our customers are experiencing significant cost savings!

## SnapTite®

CONTACT:

**SCOTT BRIGNAC**

**(225) 715-8159**

[www.culvert-rehab.com](http://www.culvert-rehab.com)

# Lonoke prepares to Kick Start development efforts

By Sara Roberts

Community leaders in the city of Lonoke are preparing for an exciting journey over the next nine months as the city partners with the University of Central Arkansas's Community Development Institute (CDI) to create a strategic blueprint for its future.

Only 22 miles east of Little Rock, Lonoke is closely linked with central Arkansas region, though its agricultural base gives it strong ties to east Arkansas and the Delta. In June, Lonoke was selected as CDI's 2016 Community Development Kick Start community. During the first week of August, the CDI Advanced Year class, a group of experienced community and economic development practitioners, will conduct a high level assessment of Lonoke and provide local leaders with their first impressions and insights on growth opportunities. This will be accomplished through a driving tour, online research, data mining, and local interviews.

Lonoke competed against several other cities for this opportunity. The community's sense of urgency, passion, and broad base of support signaled that the area was ready and willing to plan for the future. Lonoke Mayor Wayne McGee said, "I feel honored that Lonoke was selected for the 2016 Community Development Institute's Community Development Kick Start program. Being selected will allow the city of Lonoke to get a fresh perspective on how to make our community grow economically and be a better place to live, as well as making the most of the assets that are currently in place. This will also allow our businesses and citizens to provide input on things that they would like to see in our town. I know that this program will help to give us the insight needed to move Lonoke forward."

Following the CDI Advanced Year experience, the University of Central Arkansas and University of Arkansas Cooperative Extension Service will work with Lonoke for an additional nine months. During that time, the community will meet monthly to identify key issues and opportunities, culminating in the unveiling of a five-year strategic action plan in May 2017.

"The word 'hope' is so appropriate for Lonoke, because we are a very hopeful community, and one in which there is a climate of unity and connection. Moving forward, as our community stakeholders undertake initiatives with an emphasis on residential, retail, industrial and downtown development, we anticipate that the CDI strategic plan will serve as a capable road map and tool for casting vision and building consensus," said Ryan Biles, Architect/Lonoke Advanced Year Committee Leader.

Past cities selected for the Community Kick Start program include Heber Springs and Paris, chosen in 2015 and 2014 respectively. Both are still working toward goals and initiatives that were identified during the program.

The Community Development Institute, established in 1987 at the University of Central Arkansas, trains community and economic development professionals from Arkansas and surrounding states. The complete CDI experience is a three-year training program, with one week of training per year. Participants are exposed to a comprehensive, applied approach to the field of community and economic development. The Advanced Year cohort is a unique group of graduates from the CDI program who are ready to put their classroom experience to work in the real world.

The Community Kick Start program is offered free of charge to one community each year, and represents a unique partnership between two institutions of higher education. For more information on the CDI Advanced Year program, visit [uca.edu/cdi/advanced-year](http://uca.edu/cdi/advanced-year).



*Sara Roberts is a graduate assistant at UCA's Center for Community and Economic Development.*





## League's Hayes participates in CJJ training


**L** league Director of Legal Services Mark Hayes presented two instructional sessions as part of the 14th annual Police Chief Executive Development Course, a training program presented by the Arkansas Association of Chiefs of Police in partnership with the Criminal Justice Institute. The training was held July 19 at the Arkansas Criminal Justice Institute's Little Rock headquarters.

Hayes covered numerous topics important to law enforcement, including an overview of the state's Freedom of Information Act, its history, terminology, application, and sections of the law specific to law enforcement agencies. Hayes also offered suggestions on avoiding traps in employment law and for avoiding lawsuits through a focus on good hiring practices, training, and policy development.

**NOW ENTERING: A SAFER PEACE OF MIND.**  
*Fire Stations • Police Protection • Flood Control*  
*Great Cities Make a Great State.*

greatcitiesgreatstate.com

# League Now Offers Portal To Access Certified Municipal Officials' Hours



The League is happy to provide a portal whereby municipal officials participating in the League's Voluntary Certification program can access their core and continuing hours earned. The link to the portal can be found on the Voluntary Certification Program for Municipal Officials portion of our site here: [www.arml.org/services/league-programs/program-details/?title=voluntary-certification-program-for-municipal-officials](http://www.arml.org/services/league-programs/program-details/?title=voluntary-certification-program-for-municipal-officials).

The direct link to the certification hour portal is here:  
[www.arml.org/services/league-programs/program-details/delegate-certification-hours-by-city](http://www.arml.org/services/league-programs/program-details/delegate-certification-hours-by-city).

Please bookmark either or both of these pages so that you may access your certification hour information moving forward. If a discrepancy exists, please email Trish Zello at [tzello@arml.org](mailto:tzello@arml.org).



# CALENDAR

## **NLC City Summit**

November 16-19, 2016

Wednesday-Saturday

Pittsburgh, Pennsylvania

## **Arkansas Municipal League's 2017 Winter Conference**

January 11-13, 2017

Wednesday-Friday

Little Rock, Arkansas

## **Arkansas Municipal League's 83rd Convention**

June 14-16, 2017

Wednesday-Friday

Little Rock, Arkansas

**CSA**softwaresolutions  
Accounting & Billing Specialists

## CenterPoint®

### Fund Accounting & Payroll

#### Key Features

- \* Direct Deposit Module
- \* Accrue and track vacation/sick leave
- \* Unlimited funds, departments & accounts
- \* Detailed general ledger and activity report
- \* Easy bank reconciliation
- \* Produce annual published report
- \* Drill-down to detail of transaction
- \* Print income statements with budgets
- \* Receive on-site installation and training

Call us today for a  
free information packet!

1.800.264.4465

[WWW.CSASoftwareSolutions.com](http://WWW.CSASoftwareSolutions.com)

# Fairs & Festivals

Aug. 26-27, **ROGERS**, Frisco Festival, 479-936-5487

Aug. 27, **BATESVILLE**, 73rd White River Water Carnival, 870-793-2378,  
[whiteriverwatercarnival.com](http://whiteriverwatercarnival.com)

Sept. 3, **FAIRFIELD BAY**, 2nd BayFest, 501-884-6012, [VisitFairfieldBay.com](http://VisitFairfieldBay.com)

Sept. 5, **RECTOR**, Labor Day Picnic, 870-595-4807, [www.rectorarkansas.com](http://www.rectorarkansas.com)

Sept. 24, **BRYANT**, 29th Bryant Fall Fest, 501-847-4702, [www.bryantchamber.com](http://www.bryantchamber.com);  
**MARIANNA**, 22nd Autumn on the Square, 870-295-2469, [www.mariannaarkansas.org](http://www.mariannaarkansas.org);  
**NEWPORT**, 18th Depot Days Festival, 870-523-3618, [www.depotdays.org](http://www.depotdays.org); **QUITMAN**,  
Quitmanfest, 501-589-3312



# Summit brings local leaders, entrepreneurs together

By Andrew Morgan, League staff

**L**ittle Rock Mayor Mark Stodola, in partnership with the private, nonpartisan Ewing Marion Kauffman Foundation of Kansas City, Mo., and the Venture Center in Little Rock, hosted the first Mayor's Summit on Entrepreneurship July 21-22 at the Axiom headquarters in Little Rock's River Market district. The summit brought local leaders and entrepreneurs together in a community forum aimed at spurring job creation, entrepreneurial thinking, and economic growth.

Twelve mayors from across the state and several other municipal officials, staff members, and economic development stakeholders were among the more than 100 participants in the summit, which had a focus on exploring ways cities can support local startups and vice versa.

Local needs and local talent should guide efforts as cities and entrepreneurs look for ways to support each other and grow, said Lee Watson, president and CEO of Little Rock's Venture Center. The center was established two years ago to help startups get off the ground and move to the next level. In its first two years it's gone from working with 12 startups to 112 now, which have gone on to create 153 jobs, Watson said. The center

has trained 56 mentors and helped startups raise about \$7 million in seed capital thus far.

While the Venture Center has learned from so-called accelerators in other cities across the nation, it strives to focus on what our local needs and opportunities are, Watson said.

"What makes you, as a community, different than anybody else?" he asked. "We all have unique assets that we can leverage into the mix of entrepreneurship."

There is some bad news out there, said Evan Absher, program officer with the Kauffman Foundation. Small business creation has been down overall and growth outcomes have been poor, he said. The good news, he said, is that startup ecosystems are in place across the country, and Little Rock and other cities have the advantage of learning from established programs and methods in other markets. The very best way to establish successful entrepreneurial policy, to improve statistics, is to get a lot of "shots on goal."

"Entrepreneurial policy is not really entrepreneurial policy at all," Absher said. "It's education, it's infrastructure, it's talent. If you want to encourage entrepreneurship don't think about entrepreneurship, don't touch it, don't look at. Build education, build infrastructure, build quality of life, and make people want to be here."



Watson

Stats show that people move to the place where they want to live and then start their business, he said.

There is no blueprint for success in building an ecosystem, Absher said. It's more like a recipe, where you have certain ingredients at your disposal.

"Use them, but use them in a unique way," he said.

While federal money for cities and towns has shrunk, there are still funding opportunities available, said Katie Mulligan of the Delta Regional Authority, the federal agency charged with assisting development in the eight-state Mississippi Delta region. She suggested that cities, especially smaller ones, hone in on their unique assets and research what assistance may be available through the DRA ([dra.gov](http://dra.gov)) and other federal agencies such as the USDA and HUD. She urged local leaders also to visit [grants.gov](http://grants.gov) to research funding opportunities.

One major aspect of the Mayor's Summit was to explore what cities and towns can do directly to support the local entrepreneurial ecosystem. Jeff Amerine, founding principal of Startup Junkie Consulting, said local officials should see themselves as stakeholders.

"Get involved in the game and facilitate if necessary, lead if necessary, but play the role that needs to be played in that particular community," he said.

The summit featured a breakout session where smaller groups of the participants gathered to discuss in roundtable fashion the role cities can play in supporting local entrepreneurs. Group leaders then shared key takeaways from the sessions, which included:

- No city does everything well, but every city does something well.
- Be an asset, not an obstacle to new business ventures.
- Entrepreneurship is a legitimate career goal, and students should have the opportunity to learn this

early through education. Completing school and then getting hired by someone else is not the only career path available.

- Dispel the mystery about raising capital and other aspects of entrepreneurship through education, sharing of best practices, and mentoring. This is especially important in smaller cities and towns.
- Dispel the mystery of "startup culture." A startup doesn't have to mean an entrepreneur developing the next high-tech app for smartphones. It can mean starting a local plumbing business, a welding service, a coffee shop, or other more traditional small businesses, which are essential job creators in cities and towns of all sizes.

Summit keynote speaker Trey Bowles, co-founder and CEO of Dallas Entrepreneur Center, shared some of the successful strategies he's seen work in the Texas city and north Texas region, one of which was to create a network of professionals and successful entrepreneurs to work with the city to grow opportunities and to reach out as mentors to those looking to start and grow new businesses.



Bowles

"I believe that the thing an entrepreneur needs most is often what they don't have, and that's experience," Bowles said. "Because you can't purchase experience over the counter. You can gain it in one of two ways. You can earn it, which takes time, money, and wounds—most of us don't have enough money to make all the mistakes we're going to make and still launch our business. Or two, you can learn it, and learning it means you go to people who've been there before, who've made those mistakes, who've had those wins, and listen and learn from them." 🏛️

# Children had summer fun at east Little Rock pilot program

Seeing a true need for more fun, socializing, and play opportunities for youth in the east Little Rock area, the city and its Parks and Recreation Department offered free fun this summer in the Little Rock neighborhood. Young people ranging from six to 15 years of age participated in this pilot program held Mondays, Tuesdays, and Wednesdays (9 a.m. until 4 p.m.) during June and July. The purpose of this program was to supply children with free summer recreation.

“The number of youth that participated really shocked me,” said Sue Matheny, supervisor of the East Little Rock Community Center.

Another pleasant surprise for Matheny was the number of parents who voiced how pleased they were with the program and how much their children enjoyed participating. Matheny credits much of the success of this summer’s program to the East Little Rock Neighborhood Association.

“The number of volunteers we had was outstanding,” she said. “They helped with field trips, and donated food or supplies.”

The number of participants during the program totaled 938, with an average daily attendance of 40



young people. Participants were served breakfast and lunch daily. Recreational activities included various table games, pool, bumper pool, foosball, jump rope, hula-hoop, kick ball, dodge ball, four square, basketball, arts and crafts, and bowling.

The kids also took several field trips, including treks to the Clinton Presidential Library, the Southwest Community Center Swimming Pool, and the Summer Playground Program’s Summer Blast-Talent Show. They also participated in a course on fire safety presented by the Little Rock Fire Department.

As summer vacation and the program wound down, they held an end-of-the-summer “FunDay” that included a celebration complete with a bounce house, a hula-hoop contest, three-on-three basketball tournament, dunking contest, relay races, a sack race, face painting, karaoke, bowling, music with DJs and dancing, Mickey and Minnie Mouse characters, and food.

The cost for staff and supplies for the East Little Rock Community Center’s pilot program was just over \$2,500, Matheny said, which is outstanding when you take into consideration the amount of city outreach and recreation offered to its younger citizens in that particular area of Little Rock. To learn more about the benefits of this inaugural program, or to learn how your city or town can implement a similar program next year, call Susan at 501-374-2881 or email [smatheny@littlerock.org](mailto:smatheny@littlerock.org).





# League presents cultural diversity training in Jonesboro

**N**early 100 Jonesboro city employees participated in an Aug. 4 training session focused on “Achieving Respect and Understanding in the Arkansas Municipal Workplace,” facilitated by the League’s Health and Safety Coordinator David Baxter. It was the largest such session yet in the League’s new initiative to help cities and towns foster positive work environments in an increasingly diverse world.

The training delved into ways employees at every level can be more open to alternate points of view and differing cultural backgrounds, with a focus on critical thinking. Baxter urged participants that our cultural diversity touches nearly every aspect of who we are, from our social status, education level, religious affiliation, and language to our sexual orientation, age, food preferences, and even music preferences. Embracing this diversity is the key to the successful workplace and to staying in compliance with applicable laws.

Jonesboro Mayor Harold Perrin was pleased with the strong turnout for the training.

“The City of Jonesboro staff enjoyed the training very much,” Perrin said. “Mr. Baxter’s key point that ‘diversity is leadership’ is a great statement.”

The training session included an opportunity for audience feedback. Some of the participants’ thoughts and criticisms included:

- “This class will make me think before I react.”
- “This class made me realize that we all fight the same fight—we don’t have to have the same views in order to respect each other.”
- “This class was hands-on, based on experiences, and, most importantly, it was not death by PowerPoint.”
- “The class needs to be a day long so that there can be more audience participation.”
- “It got me to thinking.”

A second session in Jonesboro is scheduled for Wednesday, Aug. 17. To arrange a training session in your city or town, contact David Baxter at (501) 374-3484 Ext. 110, or email [dbaxter@arml.org](mailto:dbaxter@arml.org).



PHOTOS BY RACHEL LUSTER.

# World Changers lifts homes and spirits in Little Rock

Several homes in Little Rock received facelifts this summer thanks to the more than 300 volunteers with the World Changers organization. In all, nearly 20,000 teenagers fanned out across the United States to help cities through various service projects to help improve neighborhoods. In Little Rock, around two dozen homeowners received assistance with painting and minor repairs during the weeks of June 13-18 and June 27-July 2.



Little Rock Mayor Mark Stodola called World Changers one of the most effective volunteer programs in the city.

World Changers began with a pilot project in 1990 in Tennessee and has since expanded to 51 service projects across the nation.

Little Rock Mayor Mark Stodola praised the service program at a June 14 press conference.

“Of all of the things that the city of Little Rock does to reach out to this community, World Changers is singularly one of the best and most effective programs we have,” Stodola said.

This marks the 13th year for the group to help in Little Rock, partnering with the Community Development Division of the City’s Housing and Neighborhood Programs Department. World Changers worked with the department to determine those homeowners eligible to receive assistance. Homes must be owner-occupied, for instance, and the owner must be 62 years of age and older or disabled. There are also income guidelines.







**ARKANSAS MUNICIPAL  
EQUIPMENT**  
ametrucks.com  
501-425-1567  
Daniel Ellison



**PROVIDING QUALITY REFUSE  
AND RECYCLING EQUIPMENT  
TO MUNICIPALITIES.**



**ETC Engineers & Architects, Inc.**

**1510 S. Broadway, Little Rock, AR 72202**

**Phone (501) 375-1786**

**www.etcengineersinc.com**



Architecture • Public Buildings • Parks Planning and Design  
Stormwater • Hydraulic Modeling • Water & Wastewater Systems  
Street and Drainage Designs • Aquatic Parks

# Signs and symptoms of a sinus infection

By Alissa Kanaan, M.D.

**W**hether it's because of congestion, stuffiness or facial pain, many of us know the pain and discomfort of sinus infections. Known as sinusitis, the condition is a common problem.

According to the U.S. Centers for Disease Control and Prevention (CDC), approximately 29.4 million Americans have chronic sinusitis. On top of that, sinusitis accounts for nearly 12 million doctor visits each year. The American College of Allergy, Asthma & Immunology says we'll spend more than \$1 billion this year on over-the-counter medications trying to treat it.

With numbers like these, it's important to understand the causes, symptoms and treatment options for sinus infections.

## What is a sinus infection?

The human body has four pair of sinuses that form a connected system of hollow, air-filled cavities in the skull. While we still aren't sure exactly why we have sinuses, we know many of their functions, which include humidifying the air we breathe, helping us smell better, giving resonance to our voice, contributing to our facial growth and lightening the weight of the skull.

The sinus cavities are lined with a thin layer of mucus that serves to trap dust, germs and other air particles. A normally functioning sinus cavity sweeps these trappings to the back of the throat and down to the stomach.

Sinusitis is an inflammation of the sinuses, which stops the normal flow of mucus. This can be caused by a multitude of things, including nasal polyps, allergies, a deviated septum, a weak immune system or colds that eventually turn into a sinus infection. Common symptoms include nasal discharge, stuffiness, congestion, frontal headaches and tenderness.

Many times, sinusitis is confused for a cold. However, the symptoms and length of those symptoms are key to recognizing the difference. If symptoms last from three to five days, sometimes even up to 10 days, your illness is most likely a cold. If after more than a week the symptoms worsen and do not subside, it's possible your cold has become a sinus infection.

## Treating a sinus infection

In treating sinusitis, it's important to note whether you are experiencing symptoms that are sudden and severe, or if the condition has persisted over a longer period of time. If you have cold-like symptoms that last a few weeks, antibiotics, rest, plenty of fluids, along with a nasal spray or saline rinse are the best forms of treatment. These control your symptoms and can get you to a point of feeling better quicker.

If the condition is chronic, persisting longer than 12 weeks, symptoms can occur even without an infection, so treatment options and preventive measures beside antibiotics should be explored. There are surgical options, including an endoscopic procedure that washes out the sinuses and can be an effective way to deal with fungus or polyps in the sinus cavities.

In rare cases, a balloon sinuplasty is performed. The procedure inserts a balloon catheter and is inflated to expand the cavity. Saline is then sprayed into the cavity to flush out any blockages and the catheter is removed.

## Preventing a sinus infection

There are several precautions you can take at home to help prevent sinus infections. This includes having a humidifier or using a neti pot or squeeze bottles for nasal irrigation. Just like your teeth require daily brushing, for those with sinus problems, using a neti pot or squeeze bottle up to two times a day can help keep your sinus cavities clean. Be sure to use distilled water.

For those with known allergies that could lead to sinus problems, be sure to frequently vacuum and change your linens. Occasionally putting your pillows in the dryer can also help. These steps help keep away dust mites that can lead to allergy problems. Using steroid nasal spray and over-the-counter antihistamines can also help those with outdoor allergens and stave off sinusitis.



*Alissa Kanaan, M.D., is Assistant Professor, Department of Otolaryngology, College of Medicine, University of Arkansas for Medical Sciences.*

# Changes to 2016 Directory of Arkansas Municipal Officials

Submit changes to Whitnee Bullerwell, [wvb@arml.org](mailto:wvb@arml.org).



## Allport

Add PC Ivory Gaston

## Ashdown

Delete CEO Spencer Nixon

Add CEO Charlie Parker

Delete AL Angela Spears

Add AL Zane Butler

## Barling

Delete DR Juanita Hilts

Add DR Linda Shipley

## Bella Vista

Delete AM Jane Wilms

Add PD Melissa Cruise

Delete AL Allen King

Add AL (Vacant)

## Big Flat

Delete AL Sharon Ferniman

Add AL Bill Baze

## DeValls Bluff

Delete PC Mark Spain

Add PC Charles Atkins

## Fort Smith

Delete FC (Vacant)

Add FC Philip Christensen

Delete SAN (Vacant)

Add SAN Mark Schlievert

Delete UTIL Steve Parks

Add /A/UTIL Bob Roddy

## Hampton

Add CA Phillip Stone

## Hatfield

Delete R/T (Vacant)

Add R/T Michael Callahan

## Junction City

Delete AL (Vacant)

Add AL Wayne Pumphrey

## Lakeview

Delete AL Ann Manley

Add AL (Vacant)

Delete AL Chuck Birmes

Add AL (Vacant)

## Mountain Pine

Delete M Robert Palmer

Add M Rick Petty, Sr.

Delete AL Rick Petty, Sr.

Add AL (Vacant)

Delete AL Jack Wilson

Add AL Jonathan Arnold

Delete AL Adam Davis

Add AL Randy Kuykendall

## Parkin

Delete AL Janita Hall-Swadley

Delete WS Danny Clark

Add /A/WS William Simon

## Pine Bluff

Delete AL Wayne Easterly

Add AL Glen Brown, Jr.

## Salesville

Delete M Jerry Gragg

Add M Tim Mayfield

## Sulphur Rock

Delete WW Randall Davis

Delete SS Darrell Crabtree

## Twin Groves

Delete FC Tyree Toney

Add FC Namon Goff

## Van Buren

Delete FC Jerry McAdoo

Add FC Tim Arnold

## West Fork

Delete M Charles Rossetti

Add M (Vacant)

# Supreme Court review for local governments

By Lisa Soronen

Last term the Supreme Court decided six—arguably seven—“big” cases. Five of those big cases impacted local governments in some way. In some of these cases being down a Justice made all the difference—in at least two cases it made no difference at all. Beyond the big cases, the Court decided a number of “bread and butter” issues—qualified immunity, public employment, and Fourth Amendment searches— affecting local governments.

## The big cases

In *Friedrichs v. California Teachers Association*, the Supreme Court issued a 4-4 opinion affirming the lower court’s decision to not overrule *Abood v. Detroit Board of Education* (1977).

In *Abood*, the Supreme Court held that the First Amendment does not prevent “agency shop” arrangements—where public employees who do not join the union are still required to pay their “fair share” of union dues for collective-bargaining, contract administration, and grievance-adjustment.

In two recent cases in 5-4 opinions written by Justice Alito and joined by the other conservative Justices (including Justice Scalia and Justice Kennedy), the Court was very critical of *Abood*. The Court heard oral argument in *Friedrichs* in January before Justice Scalia died, and the five more conservative Justices seemed poised to overrule *Abood*. Justice Scalia, who ultimately didn’t participate in this case, likely would have voted to overrule *Abood*.

In *Reynold v. Sims* (1964), the Supreme Court established the principle of “one-person, one-vote” requiring state legislative districts to be apportioned equally.

The question in *Evenwel v. Abbott* was what population is relevant—total population or voter-eligible population. The maximum total-population deviation between Texas Senate districts was about eight percent; the maximum voter-eligible population deviation between districts exceeded 40 percent.

The Court’s unanimous opinion concluded Texas may redistrict using total population “based on constitutional history, this Court’s decisions, and longstanding practice.” Over the last 25 years the Supreme Court



refused to decide this issue at least three times (all the previous cases involved local governments).

The Supreme Court split 4-4 in *United States v. Texas* on whether the President’s deferred action immigration program violates federal law. As a result, the Fifth Circuit’s nationwide temporary stay of the program remains in effect.

The Deferred Action for Parents of Americans (DAPA) program allows certain undocumented immigrants who have lived in the United States for five years, and either came here as children or already have children who are U.S. citizens or permanent residents, to lawfully stay and work temporarily in the United States. The National League of Cities and the U.S. Conference of Mayors joined an amicus brief in this case supporting the United States.

In *Fisher v. University of Texas at Austin*, the Court ruled 4-3 that the University of Texas at Austin’s race-conscious admissions program is constitutional. Per Texas’s Top Ten Percent Plan, the top 10 percent of Texas high school graduates are automatically admitted to UT Austin, filling up to 75 percent of the class. Other students are admitted based on a combination of their grades, test scores, and “personal achievement index.” Race is considered as one factor in one of the two components of an applicant’s “personal achievement index.” The Court rejected Abigail Fisher’s argument that the university’s use of race is unnecessary. This is the first time an education institution has won an affirmative action case since *Grutter v. Bollinger* (2003).

In *McDonnell v. United States*, the Court unanimously reversed former Virginia Governor Robert McDonnell’s federal bribery conviction. While in office

McDonnell accepted more than \$175,000 in loans, gifts, and other benefits from Jonnie Williams. Williams wanted a Virginia state university to test a dietary supplement, Anatabloc, that his company had developed. The federal government claimed McDonnell committed at least five “official acts” of bribery, including arranging for Williams to meet with Virginia government officials and hosting and attending events at the Governor’s mansion designed to encourage Virginia university researchers to study Anatabloc. The Court held that setting up meetings, calling other public officials, and hosting events do not alone qualify as “official acts.”

The lower court will decide whether charges against McDonnell should be dismissed based on its new definition of “official acts” or whether McDonnell should receive a new trial.

## Bread and butter cases

Local government officials can be sued for money damages in their individual capacity if they violate a person’s constitutional rights. Qualified immunity protects government officials from such lawsuits where the law they violated isn’t “clearly established.”

In *Mullenix v. Luna*, Israel Leija Jr. led officers on an 18-minute chase at speeds between 85 and 110 miles an hour after officers tried to arrest him. Leija called police twice saying he had a gun and would shoot police officers if they did not abandon their pursuit. While officers set up spike strips under an overpass, Officer Mullenix decided to shoot at Leija’s car to disable it. Officer Mullenix killed Leija but not disabling his vehicle. Leija’s estate sued Officer Mullenix claiming that he violated the Fourth Amendment by using excessive force.

The Court concluded Officer Mullenix should be granted qualified immunity, stating: “Given Leija’s conduct, we cannot say that only someone ‘plainly incompetent’ or who ‘knowingly violate[s] the law’ would have perceived a sufficient threat and acted as Mullenix did.”

In *Heffernan v. City of Paterson, New Jersey*,\* the Court held 6-2 that a public employer violates the First Amendment when it acts on a mistaken belief that an employee engaged in First Amendment protected political activity. Police officer Jeffery Heffernan worked in the office of the police chief. The mayor was running for reelection against a friend of Heffernan’s, Lawrence Spagnola. Heffernan was demoted after another member of the police force saw Heffernan picking up a Spagnola yard sign and talking to the Spagnola campaign manager and staff. Heffernan was picking up the sign for his bedridden mother.

The Court agreed that Heffernan has a First Amendment claim even though he engaged in no political activity protected by the First Amendment, because the City’s motive was to retaliate against him for political activity. A police officer stopped Edward Streiff after he left a suspected drug house. The officer discovered Streiff had an outstanding warrant, searched him (legally), and discovered he was carrying illegal drugs.

The Court held 5-3 in *Utah v. Strieff* that even though the initial stop was illegal, the drug evidence could be admissible against Streiff in a trial. The Court first concluded that the discovery of a valid, pre-existing, untainted arrest warrant triggered the attenuation doctrine, which is an exception to the exclusionary rule. The Court then concluded that the discovery of the warrant “was [a] sufficient intervening [attenuating] event to break the causal chain” between the unlawful stop and the discovery of drugs.

In *Birchfield v. North Dakota*,\* the Court held 5-3 that states may criminalize an arrestee’s refusal to take a warrantless breath test. If states criminalize the refusal to take a blood test, police must obtain a warrant. Per the search-incident-to-arrest exception to the Fourth Amendment, police officers are allowed to search an arrestee’s person, without first obtaining a warrant, to protect officer safety or evidence. To determine if this exception applies, the Court weighed the degree to which the search “intrudes upon an individual’s privacy” with the need to promote “legitimate government interests.” The Court concluded the privacy intrusion of breath tests was minimal but the privacy intrusion of blood tests was not.

## What’s next?

The Supreme Court has accepted three cases of interest to local governments to be decided in its 2016-2017 term. The issue in *Wells Fargo v. City of Miami* and *Bank of America v. City of Miami* is whether cities have standing to sue banks under the Fair Housing Act over losses cities have experienced caused by discriminatory lending practices. In *Manuel v. City of Joliet* the Court will decide whether it is possible to bring malicious prosecution claims under the Fourth Amendment possible. The question in *Murr v. Wisconsin* is whether merger provisions in state law and local ordinances, where nonconforming, adjacent lots under common ownership are combined for zoning purposes, may result in the unconstitutional taking of property.

\*Indicates a case where the SLLC filed an amicus brief.

Lisa Soronen is executive director of the State and Local Legal Center (SLLC), Washington D.C.



PHOTO BY JIM VON TUNGELN.

Innovative and hard-working people reimagined downtown El Dorado, exemplified here by East Main Street, into a vibrant center where people live, work, and enjoy life.

# Reimagining: rethinking your city's future for the better

By Jim von Tungeln

Catchy names and phrases represent burdens that urban planners have borne for as long as I can recall. Those of us who are old enough can remember “the Main Street Mall,” and other disastrous concepts growing from pleasant-sounding phrases. Further back, we suffered through “urban renewal,” a wondrous sounding concept that destroyed neighborhood after neighborhood in our country. And who knew that the innocuous term “bypass” actually meant the act of directing potential customers as far as possible from our most vital retail centers?

Fortunately, we escaped some concepts with interesting names. There was, for example, “Atomurbia.”

Proposed by scientists during the Cold War, it was designed to survive a nuclear holocaust by spreading the population across the land in a geometric grid and relocating all industry into underground structures. Any single bomb would exact a minimum of damage. Those of us who lived through the “duck and cover” era know that they were completely serious.

We also escaped Adolph Hitler’s dream of Welthauptstad’ (World Capital) and the more benign Boozetown, “Where it’s always Happy Hour.” Ah well.

At any rate, it is with some misgivings that I examine a phrase, in this column, for which I have been unable to find a good substitute: “reimagining.” Although the

term grew from the movie industry's penchant for re-making old films, it is now being used in the context of re-visioning our cities, or parts of them. It is not a bad idea in all cases. It is an absolute necessity in others.

Consider, for example, a composite city in our state's delta region that once boasted hotels, restaurants, a movie theater, and other urban amenities. These all existed back when families operated farms and manual labor produced the crops. That industry employed perhaps six times as many workers as it does today. Industries that provided additional jobs have long since moved to other countries. Traffic that once meandered through Downtown, sometimes stopping, now screams by on the interstate without slowing down, even to look. The resulting community is poor, economically deprived, and may have become a haven for trade in illegal drugs. Unless leaders in such communities imagine and work toward a different future, uncaring forces may do it for them. The results could be more drastic than the current scene.

Communities in high-growth areas may also face the need to reimagine certain aspects of their environment. Mounting traffic problems and the rising cost of public services may dampen the initial enthusiasm that comes with rapid growth. The seeds of future problems may, in fact, lie buried in the rich soils of their success. This is particularly true with traffic congestion. Some traffic planners are recommending a rebalancing of traffic patterns on streets designed for demands that no longer exist. This has led to a national interest in the "complete street" movement exemplified by the reimagining of Main Street in Little Rock.

Planners and leaders in other American cities are also considering the life-cycle costs of new development as opposed to simply the initial returns. This approach allows planners to see what permanent costs taxpayers will face for particular developments long after the initial benefits have vanished. See [www.strongtowns.org](http://www.strongtowns.org) for more.

Community leaders can make the process of reimagining both inexpensive and enjoyable. Some cities, like Bryant, have created a festive atmosphere as citizens gather to demonstrate how a change in physical characteristics might look. For example, if a street doesn't allow for pedestrians or bicyclists, some masking tape and traffic cones can alter it for a time and let folks see how it might work with some imagination. A name even exists for this type activity: "tactical urbanism." For more about it, see [www.tacticalurbanismguide.com](http://www.tacticalurbanismguide.com).

We need to observe some caveats about the process of reimagining. First is to make sure that the scene we imagine is an improvement over the scene that faces us. Remember the reference to re-making of movies? It is a truism in the filmmaking industry that re-makes are

almost always grossly inferior to the original. We don't want that to happen to our neighborhoods.

Also, we must remember that upgrades can be costly and time-consuming. If we have areas of decay and obsolescence in our city, it may have taken over a hundred years for them to get that way. Reversal will not happen overnight or without a cost.

In many cases, however, a portion of those costs may be borne by private developers. Looking around our state, we see investors opting to rebuild obsolete areas that already have services and utilities rather than to extend those services to undeveloped areas. In other words, redevelopment is increasingly competing with so-called "greenfield development." If carefully managed, our cities can benefit from this movement.

Another mistake that can cloud our imaginations lies in the natural tendency to wish for a return to a past that will never exist again. The 1963 cult classic movie, *Mondo Cane* concluded with poignant scenes of so-called "cargo cults" of South Pacific islands. These were groups that were so convinced that cargo planes loaded with western goods would return, following World War Two, that they waited and worshiped models of airplanes and crude copies of airfields.

We may dream that "smokestack" industries will return to our community. We may even build sites for them and wait, but will this take energy and resources from dreams that are more realistic? And will our downtowns return to being the dominant retail center of our city or do their futures lie in alternate visions? These are questions that each community must answer.

Finally, who should do the reimagining? Experience should tell us that a broad base of citizens should be involved. Experience also tells us that leadership will be needed to make sure that our visions stay within the mandate that planning must address the health, safety, welfare and morals of our citizens. And don't let us forget the value of professional help when it is needed.

So, give it a try, and good luck. It is a safe bet that your city of the future will be vastly different from your city of the past. Will that future be the result of stagnation, neglect, rampant and uncontrolled development, or a carefully managed vision created by those with the greatest investment in the area, your citizens?



*Jim von Tungeln is staff planning consultant and available for consultation as a service of the Arkansas Municipal League. He is a member of the American Institute of Certified Planners. Contact him at 501-944-3649. His website is [www.planyourcity.com](http://www.planyourcity.com).*

# Great Arkansas Cleanup soon underway

Each fall, thousands of Arkansans remove tons of trash from our state's roadways, shorelines, parks, and public areas during the Great Arkansas Cleanup, Keep Arkansas Beautiful's fall statewide community improvement campaign. Communities large and small show their commitment to the Great Arkansas Cleanup campaign by recruiting volunteers and taking on a variety of community cleanup and environmental projects, and Keep Arkansas Beautiful has materials that can help. Visit [keeparkansasbeautiful.com/get-involved/great\\_arkansas\\_cleanup](http://keeparkansasbeautiful.com/get-involved/great_arkansas_cleanup) for a variety of resources to help get started in your city, including video tutorials, downloadable planning materials, cleanup safety tips, customizable fliers and media materials, and much more.

During the 2015 Great Arkansas Cleanup, almost 16,000 individuals worked more than 36,000 hours in communities across the state. At more than 164 cleanup events, volunteers collected 149,075 pounds of litter from 758 miles of roadways, 1,135 miles of waterways, and 2,828 acres of parks and public spaces. The total economic value of their efforts was more than \$1.3 million.



**KEEP ARKANSAS BEAUTIFUL**  
KEEP AMERICA BEAUTIFUL AFFILIATE

## Time to levy property taxes

City and town councils may levy general property taxes of up to five mills on the dollar (Ark. Const. art. 12 § 4; A.C.A. 26-25-102 and 103). In order to implement this millage, the governing body of the city or town must certify the rate of taxation levied to the county clerk. This must be done prior to the time fixed by law for the Quorum Court to levy county taxes. (A.C.A. § 26-73-202). A.C.A. § 14-14-904(b) establishes the November or December meeting of the Quorum Court as the time to levy those taxes. Until 2016, this could be done only at the November meeting of the Quorum Court. However, Act 15 of 2016 (3rd Ex. Sess.) amended the law to permit the levy to occur at the December meeting as well.

Accordingly, municipal officials should check with the Quorum Court to determine whether its levying meeting will be in November or December. It is important also to bear in mind that the city council must levy and certify its taxes annually, as failure to levy by the required date will result in a millage of zero for the following year. (See Ark. Ops. Atty. Gen. No. 91-044 and 85-5).

The bottom line: If your city or town wishes to collect property taxes for the following year, make sure that council approval and certification to the county clerk occur prior to the meeting of the Quorum Court at which county taxes are levied.

## October is Act 833 funding deadline

The deadline to apply for 2016 State Fire Grant Act 833 funds through the office of Fire Protection Service is October 31. Applications must be postmarked by that date to qualify for the 2016 funding year. Applications and program guidance documents are available on the ADEM website, [www.adem.arkansas.gov/aem/grants-funding/arkansas-fire-and-ems-services](http://www.adem.arkansas.gov/aem/grants-funding/arkansas-fire-and-ems-services). For more information on the grant program, contact Kendell Snyder, Fire and EMS Coordinator, at 501-683-6700, or email [kendell.snyder@adem.arkansas.gov](mailto:kendell.snyder@adem.arkansas.gov). Mail completed applications to Office of Fire Protection Services c/o Arkansas Department of Emergency Management, Bldg. #9501 Camp Joseph T. Robinson, North Little Rock, AR, 72199-9600.





# McGoodwin Williams & Yates Engineering Confidence

**Con-fi-dence:** noun /'kän-fə-dəns/

1. Consciousness of one's abilities.
2. Faith that one will act in a right, proper, or effective way.
3. The quality of being certain.
4. A relation of trust.



MWY has entered its 70th year of providing innovative solutions to municipalities across our region. MWY is your trusted answer, bringing fresh perspectives tempered by our firm's decades of hands-on experience.

**At MWY we are *engineering confidence for a better tomorrow.***

302 East Millsap Road, Fayetteville, AR 72703 | Phone: 479.443.3404 | Fax: 479.443.4340

## Does Payroll Got Your Office Tied Down? *Let Our Experts Handle it!*



### Simplify Your Payroll Process


Our friendly staff is ready to take the hassle out of your payroll and tax preparation, saving you time and money. We'll help you trim administrative costs by freeing up staff time and establishing better efficiency in operations.

### FREE SET-UP

### AFFORDABLE RATES

#### Some Of Our Features

- > Access to our Web App for Employee Tracking & HR Reporting.
- > We Process Payroll
- > We cut Payroll Checks, Garnishments, offer Direct Deposit, and Pay Cards
- > Place your Payroll Taxes Online
- > Process Quarterly 941's, 940's & w-2's



**DirectPay**  
Payroll Solutions®

**Call Us Today! 800-451-2288**

[www.directpayrollonline.com](http://www.directpayrollonline.com)



Storms in Arkansas—like the one that recently toppled this maple on the photographer’s property—can be hard on our urban forests, which require maintenance before and after weather events.

PHOTO BY WILLIAM POINDEXTER.

# Arkansas is hard on trees

By Alison Litchy

Part of calling Arkansas home is dealing with strong winds, drought, tornadoes, ice, and more. Have you ever wondered how to care for trees after a severe weather event?

After a storm there is a lot of confusion. It may not be necessary to remove all the trees that were damaged. Likewise, not all that are saved should be saved. It is important to get tree advice from an expert such as an ISA certified arborist. Consider hiring a professional for storm-damaged trees since it may not be safe for you to do the work yourself. There could be breaks in the structure of the wood that you cannot see and hangers that could easily fall. Safety is even more important in events like these. Arborists have the skills and necessary equipment to do the job safely. It is important to be aware of tree service companies that have just moved in to make quick money and offer poor advice. Try to make informed decisions and not just act on the impulse to get things cleaned up and remove trees that may not necessarily need to be taken down. Visit [www.isa-arbor.com](http://www.isa-arbor.com) to search for arborists in your area.

After a storm, cities also have the opportunity to request assistance from the Arkansas Forestry Commission Urban Forestry Strike Team, which can provide disaster planning assistance to communities, risk assessment, and FEMA debris identification following storms. Risk

assessment helps communities identify trees that are an unacceptable risk, and trees suitable for retention and management during disaster recovery. You can learn more about this program by visiting [www.ufst.org](http://www.ufst.org).

The first step after an event is to assess the damage. Trees are resilient and can be impressive with their ability to survive harsh conditions. Some things to look for in assessing a tree are:

- Was the tree healthy prior to the storm? If pre-existing issues were present, the tree’s chance of survival decreases.
- Are major limbs broken? The bigger the limbs are that have broken off, the more stress the tree will be under.
- Has the central leader been lost? This could stunt the growth or change the form of the tree.
- Is at least 50 percent of the tree’s crown (branches and leaves) still intact? This is a good rule of thumb on tree survivability. A tree with less than half of its branches remaining may not be able to produce enough foliage to nourish the tree through another season.
- Was the tree in a good location for that species to begin with? Is it an oak tree under a power line? This may be the opportunity to plant the right tree in the right place.

When it comes time to make the decision, a tree will typically fall into one of three categories: keep, wait and see, or remove. If the damage is minimal and can be fixed with corrective pruning the tree should be saved. Also, young trees should be kept because they can sustain greater amounts of damage and recover faster. A tree that falls somewhere in the middle and does not pose a hazard can be left and closely watched over time. Give the tree a chance and see if it comes back. You can make the final decision later. Once a tree is removed it cannot be easily replaced. The tree should be removed when more than half the crown is gone and there is a large split or the damage is too significant.

An arborist will be able to make the correct cuts to give your tree the best chance at survival. They will also be able to do restoration pruning. Restoration pruning is a type of pruning that, over time, restores the tree to a natural form. As an example, a proper cut can encourage a new central leader and new growth to take over missing or broken branches. Restoration pruning can begin just after the damage occurs. The process may take several years for your tree to look like it did prior to the storm.

Drought conditions over the past few years have added extra stress to trees and it is important to consider that as well when accessing your tree. Remember to water your trees in the hot, dry months. When a tree is stressed it is less likely to be able to fight off insects and disease. As an example, hypoxylon canker has become a large issue in our state. Once a tree succumbs to it mortality is eminent.

Preventative maintenance is also beneficial. Pruning to promote good form prior to an event can help improve the trees survival after a storm. A good mulch bed around a tree can also do wonders for a tree of any age.

The Arkansas Forestry Commission has prepared a Storm Mitigation Workbook that communities can use to be prepared before a natural disaster occurs. It is a tool that is intended to assist communities in assessing their urban forest storm readiness, mitigating tree risk and reducing tree-related storm damage, as well as developing a mitigation plan. The workbook and template are available for free. For more information on all of these topics as well as examples of preparing contracts for maintenance in your city go to [forestry.arkansas.gov/Services/CommunityForestry/Pages/default.aspx](http://forestry.arkansas.gov/Services/CommunityForestry/Pages/default.aspx).



*Alison Litchy is urban forestry partnership coordinator with the Arkansas Forestry Commission. Call Alison at 501-984-5867 or email [alison.litchy@arkansas.gov](mailto:alison.litchy@arkansas.gov).*



**WE WORK HERE. WE LIVE HERE.  
WE'RE INVESTED  
IN ARKANSAS.**



**2015  
HOT  
FIRM**  
ZWEIG GROUP



**Tupelo Bayou WWTP  
System Improvements  
Conway, Arkansas**

**ACEC Arkansas 2016 Engineering Excellence Award Winner**

For more information, contact  
**Steve Jones, PhD, PE | Director of Water Services**  
**SMJones@GarverUSA.com | 479.527.9100**  
**GarverUSA.com**

THE INDUSTRY'S BEST WOOD  
PROCESSING EQUIPMENT...

NOW AVAILABLE  
IN YOUR  
BACKYARD.

Bandit offers wood processing equipment for any size project, from chippers and stump grinders to horizontal grinders and more.

Offering Chippers, Grinders,  
Parts, Service & More!  
Call your local Bandit dealer today!

SEE OUR COMPLETE LINE OF PRODUCTS IN ACTION!

[www.youtube.com/banditchippers](http://www.youtube.com/banditchippers)



Bandit  
INDUSTRIES, INC.

**Now Serving Arkansas**  
 Henard Utility Products • Searcy, AR  
 Phone: 800.776.5990  
 Web: [www.henardutility.com](http://www.henardutility.com)



A new network of boulevards, including roundabouts and bike lanes, will connect neighborhoods and businesses at the former site of Conway's airport.

## Transportation investments foster growth in Conway

By Todd Mueller, PE

**W**ith over 30 billion vehicle miles traveled in Arkansas alone last year, we understand that streets, trails, and sidewalks are essential to the function of the state and each city's economy. Goods and services need to be able to travel efficiently, people need to be able to travel to their jobs, and consumers must be able to get to various businesses in order for an economy to prosper. A snowstorm, flood, or anything impeding the effectiveness of a city's transportation network can cripple a local economy for a day. Recent transportation investments by the city of Conway are supporting and fostering economic development in the city with increased connectivity and better access to Central Landing and Lewis Crossing.

With many articles focusing on the long-term boost transportation investments can have on a local economy, this article focuses primarily on three project examples that a city is currently constructing to invest in their community.

### Central Landing

After relocating the city's municipal airport to the edge of the city limits, Conway unveiled development plans for the 151-acre tract of land that previously served as the airport, less than a mile from downtown. Wanting to capitalize on this opportunity, the citizens of Conway voted to issue bonds that would allow them to enhance the site's access and connectivity by making significant investments in the transportation network.

To provide additional connectivity, Conway needed another major east-west connector between Oak Street and Dave Ward Drive. This connection was achieved with a new four-lane overpass allowing vehicles, cyclists, and pedestrians to travel from the major development districts in Conway without going through a single traffic light due to the proposed roundabouts. The city also modified the access onto Interstate 40 with a new four-lane boulevard connecting Oak Street to the new development. A network of bike lanes, multi-use trails, and sidewalks will connect the existing retail centers with the planned premier lifestyle development to be located



A new interchange at Sturgis Road and I-40 will reduce traffic and increase connectivity.

at the old airport site. Making the roadway network friendly to many modes of transportation has been shown to boost economic activity, reduce congestion, and raise property values.

Conway fully funded this project without state or federal funds to develop the connectivity of their transportation infrastructure. The development of the old airport site is projected to bring in a large amount of additional retail sales and substantial tax revenue for the city to continue their growth.

### Lewis Crossing

Dave Ward Drive has seen a substantial increase of traffic in recent years and a new big box retail store was planning to locate near the interchange with Interstate 40. The congestion level was anticipated to increase greatly and both Conway and the Arkansas State Highway and Transportation Department (AHTD) took notice. The city and AHTD partnered to pay for improvements that would accommodate the increased traffic and garner the commitment from the development.

Dave Ward Drive is being widened and the Interstate 40 entrance and exit ramps needed to be modified to work more effectively with the existing frontage road, which was relocated to the east to accommodate the new ramp improvements. The significant volume of traffic through this area required two multi-lane roundabouts that effortlessly distribute traffic to the development and side roads in the area. The roundabouts were designed to open as dual-lane roundabouts and may be restriped in the future to function as three-lane roundabouts as development and traffic volumes increase.

### Baker-Wills Parkway

With Conway's recent rapid population growth, traffic congestion has become a problem within the city limits. In the first phase of this multi-phase project, a new southern interchange with Interstate 40 and a connection to Sturgis Road provided additional access to Interstate 40. This one-of-a-kind project includes bridging over an interstate, railroad, state highway, and a local street. Future phases of the project will provide a traffic relief route for southwestern Conway.

This project will reduce the vehicle miles traveled within the city, meaning not only will there be less traffic, but citizens will be spending less time in their cars, which results in more leisure time and less vehicle emissions. This project was funded through a partnership between Conway and AHTD.

Conway has committed to its economy's growth by investing in an effective transportation strategy, and the payoff is only going to increase as they continue to do so.

"Transportation infrastructure investments can be absolutely transformational to a region, city, or area," Conway Mayor Tab Townsell said. "With wisdom, good planning, and thoughtful design transportation, investments can time stamp a new era in a community and can multiply the benefit of pre-existing assets for new prosperity."



Todd Mueller, PE, leads Garver's NLR Municipal Team, which worked closely with the city of Conway on the three projects mentioned. Reach Todd at [TEMueller@GarverUSA.com](mailto:TEMueller@GarverUSA.com) or 501-537-3269.

# Drive safely as children return to school

By Jennifer Thompson

**B**ack-to-school season is upon us once again, and with it, inevitably, comes traffic issues. Yellow buses making frequent stops to pick up schoolchildren, students walking or riding bikes to school, parents fervidly rushing to get their children dropped off before the bell—it all combines to make traffic issues for everyone, even if you don't have a child making the daily trek. For these reasons, it is never more important for all drivers to slow down and pay attention.

School districts often have in place very specific procedures for pick up and drop off of students during the school year. And it's very beneficial for everyone who may commute on or near a campus to be familiar with these procedures, both for safety and to keep traffic around the area moving smoothly.

According to the Centers for Disease Control, "... In 2013, 4,735 pedestrians were killed in traffic crashes in the U.S. Additionally, more than 150,000 pedestrians were treated in emergency departments for non-fatal crash-related injuries in 2013. Pedestrians are one-and-a-half times more likely than passenger vehicle occupants to be killed in a car crash on each trip. In 2013, one in every five children under the age of 14 who were killed in traffic crashes were pedestrians." (See [cdc.gov/motorvehiclesafety/pedestrian\\_safety](http://cdc.gov/motorvehiclesafety/pedestrian_safety).)

Here are a few helpful tips that will go a long way toward keeping children safe:

- Do not block crosswalks when stopped at red lights, or while waiting on them to turn. Blocking the crosswalk forces pedestrians to go around your vehicle and puts them in a more dangerous situation.
- In school zones, when flashers are blinking, you must stop and yield the right-of-way to any pedestrian crossing the roadway within a marked crosswalk, or at an intersection with no marked crosswalk. However, you should always use caution when pedestrians are present, no matter who has the right-of-way.



- Never honk or rev your engine to scare a pedestrian.
- Never pass a bus from behind if it is stopped to load or unload children. All 50 states have a law in place making this activity illegal.
- While state laws vary on what is required on a divided roadway, in all cases, traffic behind the school bus (traveling in the same direction) must stop.
- The area 10 feet around a school bus is where children are in the most danger of being hit. Stop your car far enough from the bus to allow children the necessary space to safely enter and exit the bus.
- Children are often unpredictable. Be alert! Children walking to or from their bus are usually very comfortable with their surroundings. This makes them more likely to take risks, ignore hazards, or fail to look both ways when crossing the street.
- On most roadways, bicyclists have the same rights and responsibilities as vehicles. Be aware of when they are present.

Additionally, school zone signs and pavement markings provide important information to drivers to improve safety within the school zone. According to the Federal Highway Administration, the principles and standards in the *Manual on Uniform Traffic Control Devices for Streets and Highways (MUTCD)* provide information on appropriate design, application, and maintenance of all traffic control devices (including signs, signals, and markings) and other controls (including adult school crossing guards, student patrols, and grade-separated crossings) required for the special pedestrian conditions in school areas. School zone signs and markings on public streets must comply with the *MUTCD* as well as consider any relevant local or state guidelines that are themselves consistent with the *MUTCD*. Properly

designed and applied signage and markings encourage good motorist and pedestrian behavior in school zones. Traffic-calming measures such as high-visibility crosswalks, street narrowing, and signage can also be put in place to help with these issues.

According to the Arkansas Highway and Transportation Department, in August of 2005 the National Safe Routes to School (SRTS) program was established as part of the Safe, Accountable, Flexible, Efficient Transportation Equality Act. The purpose of the program is:

1. To enable and encourage children, including those with disabilities, to walk and/or bike to school;
2. To make bicycling and walking to school a safer and more appealing transportation alternative, thereby encouraging a healthy and active lifestyle from an early age; and
3. To facilitate the planning, development, and implementation of projects and activities that will improve safety and reduce traffic, fuel consumption, and air pollution in the vicinity (approximately two miles) of primary and middle schools (grades K-8).

Through this program there are a number of grants and funding available to communities in need of the SRTS amenities. The applications for funding can be found on the AHTD website at [www.ArkansasHighways.com/safe\\_routes/toolkit\\_a.aspx](http://www.ArkansasHighways.com/safe_routes/toolkit_a.aspx).

Many communities were not initially designed to make it easy for residents to walk, bike, or use public transportation to navigate their city or town. The streets may be too wide for safe crossing, or a lack of sidewalks may inhibit a walk to a store or transit stop.

These days, many states and municipalities are embracing “Complete Streets” idea, which entails planning, design, constructing, maintaining, and operating transportation projects and systems, keeping in mind the needs of all users—motorists, bicyclists, pedestrians and transit passengers—regardless of age and ability. A total of 26 states, the District of Columbia, and Puerto Rico have some form of Complete Streets policy. Although Arkansas does not currently have such a policy, many cities are adopting policies similar to the complete streets policies being seen across the nation. Complete Streets are especially important for vulnerable users such as children, older adults, and the disabled. When working on a Complete Streets project it is of the utmost importance to consider every possible aspect of the project from pedestrians, bikes and vehicles, to safety, beautification, and generally integrating a soft appearance to the project that helps alert motorists to other users. Complete Streets make it easy to cross any street, walk to shops, and bike to work. They allow buses to run on time, and

make it safe for people to walk to and from public transit stops, while at the same time making the project one that is also beautiful. Every agency that works in transportation has a responsibility to improve conditions and opportunities for walking and bicycling, and to integrate these activities into their transportation systems in the safest manner possible.

Ultimately, school zones are designed to keep our children safe as they arrive at and depart from school. Arkansas is one of only a few states to outlaw the use of cell phones (in any capacity) while driving in school zones, and for good reason: Talking on your phone has been shown to reduce reaction time dramatically. Looking away for just two seconds doubles your chances of being involved in a crash. Texting while driving has been shown to be just as dangerous as driving under the influence of alcohol.

The bottom line? Be smart! Pay attention when you’re driving, especially when in (or near) school zones.



Jennifer Thompson is the Marketing Coordinator for McClelland Consulting Engineers, Inc. at the Fayetteville office. Contact Jennifer at [jthompson@mccllelland-engrs.com](mailto:jthompson@mccllelland-engrs.com).



**MCE** McCLELLAND  
CONSULTING  
ENGINEERS, INC.  
[mccllelland-engrs.com](http://mccllelland-engrs.com)

Back to  
SCHOOL

**Safety is always  
a top priority for us!**

August is Back To School Month, and we at MCE want to wish parents and students alike a safe, happy school year. At MCE we focus on fun, safety, and bringing a positive impact to the entire region we serve.

Now is the time to remember the importance of safety during design, and to consider “complete streets” as an option for your town and/or community. Regardless of the size or scope of your needs, McClelland Consulting Engineers, Inc. has the experience and expertise to see your project through to completion. We commit our time, our energy, and our professionalism to ensure all projects enhance quality of life, improve infrastructure and offer positive economic impacts in each community in which we work.

MCE is designed to serve!





# IT in a Box offers data backup and video archiving to help cities with compliance

By Dave Mims

**Y**ou spoke. We listened. Over the past year, cities have told us that their requirements for data backup and video archiving grow more and more immense. For example, the requirement for many cities to capture, record, and store body camera video has drastically increased the amount of storage space they need. In fact, some cities (such as in Georgia after a new law passed in 2016) must store that information or face legal penalties. Also, cities (such as those in Arkansas) are feeling more pressure from state legislatures about strictly adhering to laws and best practices related to cybersecurity.

Overall, there's just too much at risk today to neglect a city's electronic storage capabilities and underlying information security. Here are some new features of IT in a Box that help address these concerns.

## Data backup archiving

We already provide cities with onsite data backup storage for quick data recovery and unlimited offsite data backup storage for disaster recovery. That now includes storing and archiving all versions of your important files, documents, and data. Archiving is the long-term storage and indefinite retention of your backed up data. This archived information is always accessible in case you need it (such as for an open records request).

## Video archiving

Cities tell us that body camera and squad car video storage costs are a big concern for them—and storage needs for video data will only continue to grow at an increasingly rapid pace. IT in a Box saves cities money with our unlimited offsite video storage and retention.

That means:

- No more buying additional expensive onsite storage for video. With IT in a Box, you can now keep your most recent videos onsite for quick access while we archive all of your videos offsite for long-term access.
- As the quantity of your squad car and body camera video footage continues to rapidly grow, your storage costs do not change over time.

## Policy and compliance

To best protect against cyberattacks, our IT in a Box staff will help you adopt policies and best practices to educate staff and make sure your technology helps you comply with state law. In addition to staff training, we shore up any security holes by securing, documenting, regularly testing, and proactively managing all of your technology including:

- Applications and systems
- Vendor access
- Network access
- Wireless access
- Physical access
- User access
- Remote access
- And more

For Arkansas specifically, we help cities become compliant with the state's Legislative Audit.

Please reach out to us if you have any questions about these new services.

*Dave Mims is the consultant for the Arkansas Municipal League's IT in a Box. Contact him at (770) 670-6940.*



# Summaries of Attorney General Opinions

Recent opinions that affect municipal government in Arkansas

From the Office of Attorney General Leslie Rutledge

## Person filling vacancy may run in next election

Opinion: 2016-049

Requestor: Stephanie Flowers, State Senator

When an elected official of a city of the first class resigns, is the person chosen to fill the remaining time of the official's term eligible to run as a candidate in the next election for that position?

**RESPONSE:** There is no general constitutional or statutory impediment to a city officer succeeding himself after being chosen to fill a vacancy in a city office. In order to provide a definitive answer to this question, however, it would be necessary to know the exact city office involved. The person chosen to fill a vacancy in an elected city office will be eligible to run as a candidate for that position in the next election as long as no statute applicable to that particular office makes the person ineligible for succession.

(For full Attorney General opinions online go to [www.arkansasag.gov/opinions](http://www.arkansasag.gov/opinions).)

**IT in a Box**  
A complete IT solution for city governments.

**Who guarantees IT services based on your expectations?**  
**WE DO!**

**New City Website**  
Modern fresh design. We manage the content. Accept online payments.

**Data Backup**  
Unlimited offsite data backup storage for disaster recovery. Realtime monitoring. Quarterly testing.

**Document Management**  
Protect city records. Apply record retention schedules.

**Email**  
Separate personal and city business. Share calendars. Includes Microsoft Office Professional Plus.

**Open Records Requests**  
Be prepared for FOIA and Open Records Requests. We will help the clerk process them.

**Vendor Management**  
No more frustrating calls with vendors. We got it.

**Server, Desktop & Mobile Management**  
Guard against Cyber risks. Keep your computers patched, protected, and healthy.

**Helpdesk**  
24x7. We are always there when you need help.

**Certified**  
Experienced certified senior engineers. We are GCIC certified.

**Our GUARANTEE**

- Love I.T.**  
We don't meet your expectation, cancel the service!
- Easy out.**  
30 days notice!
- Flat monthly fee.**  
No hourly charges. Predictable!
- No upfront project fees.**  
Onboarding, equipment, and setup included!
- Flexible.**  
Increase or decrease subscription monthly!
- Proven.**  
Tailored for cities.

Sales: 770.670.6940 x116 | [sales@sophicity.com](mailto:sales@sophicity.com) | [www.sophicity.com](http://www.sophicity.com)  
Powered by **Sophicity**  
Chris Hartley: 501.978.6106 | [chartley@armj.org](mailto:chartley@armj.org) | [www.armj.org](http://www.armj.org)



HELPING YOUR TOWN PUT MAIN STREET BACK ON THE MAP

main street revitalization downtown little rock



engineering | architecture | surveying | planning

[www.craftontull.com](http://www.craftontull.com)

# NEWSLETTER

AUGUST 2016

The Newsletter, provided by a'TEST consultants, is included in *City & Town* as a service of the Arkansas Municipal League Legal Defense Program.

## Ambien can help, but may cause side effects

When taking Ambien for prolonged periods of time, even at a prescribed dose, it can be habit-forming. It is easy to obtain and can become a serious health problem. Ambien is a brand name for Zolpidem Tarte, a sedative drug that is prescribed to treat insomnia (difficulty falling asleep or staying asleep). There are other brand-name formulations containing Zolpidem, including Edluar (a sublingual tablet), Intermezzo (a sublingual tablet available in different doses), and ZolpiMist (an oral spray formulation).

As a short-acting, non-benzodiazepine hypnotic drug, Ambien is effective in initiating and maintaining sleep. When taken as the doctor prescribes, Zolpidem helps patients with insomnia. However, it can cause undesired side effects if it is abused.

If an employee is using or abusing Ambien for a long time, dependency can occur. Even if a prescribed dose is consumed, Ambien use can be habit-forming. Some unwanted effects of Ambien use may include: next-day drowsiness, fatigue, dizziness, nausea or vomiting, delusions or hallucinations, sleepwalking, coordination problems, and amnesia or short-term memory loss. Concerns about next-day drowsiness are certainly capable of impacting employee work performance. An extended-release formulation of Ambien CR is suspected to cause greater hangover.

The effects of Ambien use can cause numerous negative consequences for an employee. They include: physical dependence, withdrawal symptoms, risk of overdose when taken with something like alcohol, and addiction. When an employee is using or abusing Ambien, there should be visible signs of diminished work performance.

A drug dependent employee can affect the workplace in many ways, such as: tardiness, absenteeism, theft, excessive medical costs, accidents, and less productivity. These behaviors hurt your bottom line.

Should an overdose occur, it is generally because the patient's memory and cognitive skills are impaired, causing them to forget taking the pill previously, and they ingest another one. This would result in excessive drowsiness, dangerously slow breathing, slow heart rate, or coma.

If a person is trying to quit using Ambien, an abrupt cessation can cause the following symptoms: agitation and irritability, insomnia, cravings, nervousness, delirium, and seizures.

Ambien has an appropriate medical application; however, it is often obtained without a genuine need. It can be over-prescribed and not be monitored to avoid the patient becoming addicted. As an employer, it is important for you to know if your driver, for example, is taking Ambien and to consider whether it is safe for them to drive your vehicles or operate dangerous equipment. Employee safety is always important—and public safety is right up there, too.



**a'TEST CONSULTANTS, Inc., provides drug and alcohol testing as a service of the Arkansas Municipal League Legal Defense Program. The program helps cities and towns comply with the U. S. Department of Transportation's required drug testing for all holders of commercial drivers' licenses.**

# Foster Motor Company

316 Thomas Road  
White Hall AR 71602  
870-247-2670  
1530@ exit 36



Joel or Noel Foster  
870-540-7918  
Commercial Truck  
Sales and Service

Eone Airport Support \$89,000



2007 CCC Refuse Sideload, \$69,000



2005 Sterling Bucket \$44,900  
Low miles, nice



2002 Fire Engine \$85,000, pump tested,  
nice



2011 International Tracker, \$39,900



Pierce Fire Engine, department ready



# We're in Your Corner.

The features you need, the service you deserve.

Distributed by

**CSAsolutions**  
Accounting & Billing Specialists

[www.csasolutions.com](http://www.csasolutions.com) • 800.264.4465



CenterPoint® Fund Accounting  
and Payroll Software



Bella Vista current and retired firefighters surround Fire Chief Steve Sims and Mayor Peter Christie as they perform the hose uncoupling ceremony to signify that Station 4 is open.

# New station increases Bella Vista fire-fighting capacity

By Cassi Lapp

**A**fter the hose was uncoupled and the American flag raised, a radio tone put into service the City of Bella Vista's Fire Station No. 4. The city celebrated its new station with a dedication ceremony July 7 and hosted an open house for the community July 9. Following the open house, the station officially opened. This station will help enforce the department's mission to protect and preserve life and property in the city, Fire Chief Steve Sims said.

This is the second new building to open in the city this year, marking yet another moment in history for the still-young city, which incorporated in 2007. When Sims became chief that year, there was a need for another fire station in the city. Five years later, the need remained, and the demand for medical services and fire protection increased as the city grew. With the opening of Station No. 4, that need is fulfilled. It joins Station 1 at Town Center, Station 2 on the east side, and Station 3 on the west side of the city.

When Station 3 units were out on a fire or medical call, units from Station 1 responded to calls on the west side and in the Highlands. It would take Station 1 units almost 20 minutes to travel the 10 miles to the far side of the Highlands. Station 4 will now close that gap, and units from that station can respond to calls in the same location in half the time. The station will also relieve the workload for Station 1, already the city's busiest station.

The city council approved the construction in the spring of 2014. The city's general fund had the money to construct the building, but not to staff it. The residents of Bella Vista voted in favor of a millage increase to support the police and fire personnel pension plans, so that money from the city's general fund could be used instead to pay the salaries of additional firefighters.

The city broke ground in August 2015 and almost a year later the department moved in. There are currently 51 full-time firefighters serving the population of more than 27,000.





Bella Vista Mayor Peter Christie addresses the crowd at the fire station's dedication ceremony July 7.

## **Bella Vista's fire-fighting history**

Bella Vista Fire Department was established by Cooper Communities in June 1969. The group of volunteers protected the 36,000-acre POA (property owners' association) with a single pumper truck. The first fire

station was completed in May 1970 and two years later the first paid chief and first paid firefighter came on.

In 1976, the Bella Vista Ambulance Service was formed as a nonprofit organization to provide residents of Bella Vista with ambulance service for a membership fee. The first ambulance was dedicated in 1977, and the service was profitable for years, continuing to grow with Bella Vista.

In April 1977, the former Station 2 on the east side opened at the junction of Arkansas Highway 340 and Trafalgar Road. By the end of the 1970s, Bella Vista Country Club Fire Department, as it was known then, had two stations, two fire trucks, eight paid firemen and 17 volunteers. Station 3 in the Highlands opened in July 1986.

Firefighters from Station 2 were moved in 1994 to Town Center, but a truck and ambulance were still kept at the unmanned station. Ten years later, construction began on the existing Station 2 on Trafalgar Road at Commonwealth Road, which opened in 2005.

Since then, following Bella Vista's incorporation as a city, the population has continued to grow. In 2008, the Fire Department officially came under the city from the POA.

*Cassi Lapp is Communications Manager for the City of Bella Vista.*



Bella Vista Firefighters hoist the flag at Station 4.

# It's just borrowing, not plagiarism!

By Chad Gallagher

Recent political speeches put plagiarism in the limelight for a day or two. Let's be clear: In this column I am not encouraging you to plagiarize anything, but when it comes to grant writing, it is very important to learn from others. You don't have to reinvent the wheel. It's essential to learn lessons from others' successes and failures.

Grant writing is both an art and a science. Finding the perfect balance can be frustrating. The process is methodical, and grant applications are normally full of statistics, objectives, measurable outcomes, evaluation models, and working budgets. Every "i" must be dotted and every "t" crossed. At the same time, these applications must demonstrate a level of passion to convince the funders that your project is worthy of investment.

Applications must articulate a compelling vision while capturing the imagination and interest of the reviewer. Clearly to do this each grant application must address the unique challenges of your community. Each community has its own identity, but we must realize that across the spectrum, cities everywhere face common struggles. Cities should be creative in their solutions to solving problems but recognize that one does not need to think of a totally new and unheard of concept to impress a grant panel and receive funding. Funding agencies like creative approaches, but they also like time-tested efforts that have been successful in other cities. It creates a sense of safety for investing public or private dollars.

A key step in writing a successful grant application is to review other applications written for the same funding opportunity, similar funding request, or another funding opportunity with the same agency or granting organization. Too many times, this simple step is overlooked or ignored. When ignored it is at the peril of the applying community. Reviewing other applications, particularly successful applications, provides many advantages to the development of a successful grant. Doing so allows one to see successful approaches that the funding agency found acceptable. One can often find an evaluation tool,

an approach to coalition building, an expertise used, or a program concept that the agency seems to favor. By reviewing successfully funded applications, it is possible to discover methodology that may be worth emulating.

It can also be helpful, when available, to compare successful and unsuccessful applications. Doing so will allow a municipality to discover the differences and use the knowledge obtained to build a better application. Obviously, the goal is not to simply copy a successful application and resubmit it with a new name but to draw from it in order to enhance and improve your chance for funding in a competitive environment.

Private foundations and corporate grant programs will often provide copies of previous grant applications upon request. Obtaining these from state, federal, and local governments is possible through Freedom of Information laws. This isn't as contentious as you might expect—it is generally understood that any application made on behalf of a local government or made to a government entity must be made available for public review. When requesting copies of applications from an agency from which you also intend to ask for funds, be sure to go about your request in a way that maintains a good relationship with the agency.

There are many variables to writing a successful grant application. In a competitive grant process one small thing can make the difference between your proposal being funded and almost being funded. Grant writers must take advantage of every tool available. When sitting down to write an important grant for your community, be certain to include the tool of "learn from others" in your arsenal.



*Chad Gallagher is principal of Legacy Consulting and a former mayor of De Queen. Contact him at 501-246-8842 or email [chad.gallagher@legacymail.org](mailto:chad.gallagher@legacymail.org).*

# Nominations sought for 2016 Volunteer Community of the Year Awards

**T**he Arkansas Department of Human Services Division of Community Service and Nonprofit Support (DCSNS) is accepting nominations for the 2016 Arkansas Volunteer Community of the Year awards through Sept. 15.

Each year, the division partners with the Governor's Office and the Arkansas Municipal League to recognize communities that band together in serving its neighbors. Winners typically have overcome obstacles such as limited funding for projects, taking a new approach to an old problem, or recovering from natural disasters. Cities that have been honored in the past can be recognized again for new accomplishments.

A committee of citizens who represent a cross-section of the state population will select 12 communities to be honored at the Arkansas Municipal League Winter Conference in Little Rock in January 2017. Winners will receive two signs donated by the Arkansas Highway Commission designating the city as a Volunteer Community of the Year.

Recipients in 2015 were Fairfield Bay, Clarkridge, Vilonia, Greenbrier, Clarksville, Arkadelphia, Maumelle, Van Buren, Benton, Bentonville, Fayetteville, and Fort Smith. Volunteers in these communities donated thousands of hours last year toward supporting on-going activities and needs of their fellow citizens.

For more information and to complete a nomination form, visit the DCSNS website: [humanservices.arkansas.gov/dcsns/Pages/VolunteerCommunityAwards.aspx](http://humanservices.arkansas.gov/dcsns/Pages/VolunteerCommunityAwards.aspx).

For more information or assistance in completing the nomination form, contact Kimberly Simpson at 501-320-6599, [kimberly.simpson@dhs.arkansas.gov](mailto:kimberly.simpson@dhs.arkansas.gov), or by mail at P.O. Box 1437, Slot S-230, Little Rock, AR 72203.

## Henard Utility Products

Authorized Distributor of Badger Meter

[www.henardutility.com](http://www.henardutility.com)

800-776-5990



## BEACON

Advanced Metering Analytics

Specializing in Water Meter Data Collection/Management

- Cellular fixed based transmitters
- Hosted and managed analytical software
- Flexibility to keep you in step with technology advancements
- Data tools provide greater water usage visibility to your city and your customers

**Badger Meter**  
**Clearly Better.**

# 2016 State Turnback Funds

Actual Totals Per Capita						
	STREET		SEVERANCE TAX		GENERAL	
MONTH	2015	2016	2015	2016	2015	2016
January	\$4.8662	\$5.0284	\$0.5728	\$0.2297	\$2.0995	\$2.1382
February	\$4.8562	\$5.1992	\$0.4599	\$0.1524	\$1.0921	\$1.0775
March	\$5.1898	\$4.6255	\$0.2339	\$0.1655	\$1.0909	\$1.0778
April	\$4.7309	\$5.5340	\$0.6375	\$0.2342	\$1.1417	\$1.0777
May	\$5.2251	\$5.4590	\$0.2547	\$0.0745	\$1.0918	\$1.0773
June	\$5.2410	\$5.2768	\$0.2738	\$0.0968	\$1.0920	\$1.0778
July	\$5.3082	\$5.6734	\$0.6600	\$0.0987	\$2.9748	\$2.8803
August	\$5.0259		\$0.2560		\$0.9641	
September	\$5.3748		\$0.2632		\$1.0791	
October	\$5.2322		\$0.2767		\$1.0707	
November	\$5.0931		\$0.2797		\$1.0772	
December	\$4.8776		\$0.2499		\$1.0776	
<b>Total Year</b>	<b>\$61.0210</b>	<b>\$36.7963</b>	<b>\$4.4181</b>	<b>\$1.0518</b>	<b>\$15.8515</b>	<b>\$10.4067</b>

Actual Totals Per Month						
	STREET		SEVERANCE TAX		GENERAL	
MONTH	2015	2016	2015	2016	2015	2016
January	\$9,159,751.23	\$9,482,577.19	\$1,078,253.79	\$433,179.54	* \$3,951,880.56	* \$4,032,277.00
February	\$9,140,972.61	\$9,804,689.33	\$865,620.02	\$287,481.18	\$2,055,766.00	\$2,031,997.39
March	\$9,768,890.51	\$8,722,769.73	\$440,227.94	\$312,010.76	\$2,053,376.13	\$2,032,596.84
April	\$8,905,034.06	\$10,436,025.60	\$1,199,954.61	\$441,661.71	\$2,149,094.75	\$2,032,297.66
May	\$9,840,348.46	\$10,294,480.80	\$479,664.03	\$140,536.93	\$2,056,091.57	\$2,031,495.51
June	\$9,870,151.62	\$9,950,873.55	\$515,640.06	\$182,493.78	\$2,056,559.07	\$2,032,597.66
July	\$9,996,770.39	\$10,698,830.40	\$1,242,957.21	\$186,206.19	** \$5,602,259.11	*** \$5,431,589.73
August	\$9,465,188.42		\$482,195.54		\$1,815,712.03	
September	\$10,122,118.61		\$495,609.13		\$2,032,276.34	
October	\$9,866,818.54		\$521,753.79		\$2,019,155.56	
November	\$9,604,609.53		\$527,387.24		\$2,031,292.21	
December	\$9,198,069.64		\$471,202.66		\$2,032,217.62	
<b>Total Year</b>	<b>\$114,938,723.62</b>	<b>\$69,390,246.60</b>	<b>\$8,320,466.02</b>	<b>\$1,983,570.09</b>	<b>\$29,855,680.95</b>	<b>19,624,851.79</b>

\* Includes \$2 million appropriation from the Property Tax Relief Fund

\*\* Includes \$3,516,801.52 supplemental for July 2015

\*\*\* Includes \$3,517,035.84 supplemental for July 2016



# Local Option Sales and Use Tax in Arkansas



KEY: Counties not collecting sales tax

2016 ELECTIONS	
<b>BALD KNOB</b> , March 1	Failed. .5%
<b>BIG FLAT</b> , March 1	Passed. 1%
<b>GATEWAY</b> , March 1	Failed. 1%
<b>HACKETT</b> , March 1	Passed. 1%
<b>HARTFORD</b> , March 1	Passed. 1%
<b>MARION Co.</b> , March 1	Failed. .75%
	Passed. .25%
<b>PULASKI Co.</b> , March 1	Failed. .25%
<b>RUDY</b> , March 1	Passed. .5%
<b>SILOAM SPRINGS</b> , March 1	Passed. .375%
<b>GARLAND Co.</b> , June 28	Passed. .625%
<b>LOGAN Co.</b> , July 12	Passed. 1%

Source: Rachel Graves, Office of State Treasurer

See also: [www.dfa.arkansas.gov](http://www.dfa.arkansas.gov)

Sales and Use Tax Year-to-Date 2016 with 2015 Comparison (shaded gray)								
Month	Municipal Tax		County Tax		Total Tax		Interest	
January	\$49,037,009	\$48,260,965	\$43,720,229	\$42,805,543	\$92,757,238	\$91,066,508	\$15,812	\$12,222
February	\$59,477,239	\$57,956,453	\$51,693,904	\$50,071,410	\$111,171,143	\$108,027,863	\$20,455	\$12,659
March	\$45,484,389	\$46,032,300	\$41,503,958	\$41,404,634	\$86,988,347	\$87,436,935	\$17,357	\$19,161
April	\$51,278,433	\$46,694,339	\$46,543,122	\$42,176,819	\$97,821,554	\$88,871,158	\$19,032	\$15,459
May	\$51,716,750	\$52,104,723	\$46,509,945	\$46,560,371	\$98,226,695	\$98,665,094	\$16,799	\$4,827
June	\$48,045,270	\$49,711,589	\$42,836,823	\$44,369,398	\$90,882,093	\$94,080,987	\$17,947	\$25,867
July	\$52,527,961	\$50,358,675	\$47,321,806	\$44,565,666	\$99,849,766	\$94,924,341	\$17,750	\$18,804
August		\$51,846,227		\$47,174,793		\$99,021,020		\$16,649
September		\$50,366,202		\$48,072,222		\$98,438,424		\$17,771
October		\$50,569,467		\$46,609,011		\$97,178,477		\$18,511
November		\$49,449,818		\$46,067,600		\$95,517,418		\$17,009
December		\$53,013,791		\$47,830,901		\$100,844,691		\$18,591
<b>Total</b>	<b>\$357,567,050</b>	<b>\$606,364,549</b>	<b>\$320,129,786</b>	<b>\$547,708,368</b>	<b>\$677,696,836</b>	<b>\$1,154,072,916</b>	<b>\$125,151</b>	<b>\$197,530</b>
Averages	\$51,081,007	\$50,530,379	\$45,732,827	\$45,642,364	\$96,813,834	\$96,172,743	\$17,879	\$16,461

### July 2016 Municipal Levy Receipts and July 2016 Municipal/County Levy Receipts with 2015 Comparison (shaded gray)

CITY SALES AND USE	AMOUNT	LAST YEAR	Garland	3,046.47	3,386.05	Nashville	110,677.94	114,942.68	Baxter County	319,110.44	310,583.74
Alexander	64,525.50	74,399.39	Garland	3,046.47	3,386.05	Nashville	110,677.94	114,942.68	Baxter County	319,110.44	310,583.74
Alma	218,626.62	197,372.93	Garland	18,376.87	16,908.26	Newport	213,275.47	190,580.58	Big Flat	1,384.25	1,347.27
Almyra	4,343.50	2,209.91	Gentry	52,573.20	55,482.59	Norfork	5,824.92	4,872.34	Briarcliff	3,141.19	3,057.26
Alpena	6,536.68	4,993.27	Gilbert	1,347.11	723.48	Norman	2,152.92	1,760.94	Cotter	12,910.83	12,565.85
Alzheimer	2,246.50	2,101.44	Gillett	9,843.13	9,851.85	North Little Rock	1,462,233.05	1,399,120.94	Gassville	27,658.46	26,919.42
Altus	6,342.01	6,176.68	Gillham	4,903.23	1,855.74	Oak Grove	920.25	773.21	Lakeview	9,599.27	9,599.27
Amity	7,693.80	7,289.07	Gilmore	256.27	279.07	Ola	21,797.97	12,593.12	Mountain Home	165,684.54	161,257.41
Anthonyville	181.70	717.89	Glenwood	73,240.10	81,776.57	Oppo	3,105.36	4,141.69	Norfork	6,801.48	6,619.74
Arkadelphia	162,496.85	161,540.92	Gosnell	14,984.49	14,205.00	Osceola	109,715.13	88,058.83	Salesville	5,989.56	5,829.51
Ash Flat	93,266.91	91,855.58	Gould	13,086.61	4,337.84	Oxford	1,280.92	1,779.06	Benton County	721,703.60	666,527.54
Ashdown	130,578.81	115,558.33	Grady	4,379.03	4,236.86	Ozark	96,594.11	81,418.75	Avoca	8,290.17	7,608.55
Atkins	56,271.42	50,737.90	Gravette	108,575.72	81,655.60	Palestine	18,517.09	16,207.93	Bella Vista	450,625.18	413,574.49
Augusta	30,138.38	28,229.14	Green Forest	78,944.35	69,502.92	Pangburn	7,852.93	12,702.96	Bentonville	599,695.38	550,388.04
Austin	29,057.63	28,662.15	Greenbrier	176,183.68	180,520.81	Paragould	310,182.07	302,634.30	Bethel Heights	40,295.67	36,982.53
Avoca	8,245.09	4,971.51	Greenland	19,175.39	19,975.62	Paris	78,439.88	82,177.27	Cave Springs	32,803.94	30,106.78
Bald Knob	35,995.12	53,923.21	Greenwood	199,253.54	198,036.67	Patmos	64.90	49.94	Centerton	161,641.36	148,351.10
Barling	52,748.56	44,642.87	Greers Ferry	19,610.67	18,829.01	Patterson	1,966.77	1,569.42	Decatur	28,862.71	26,489.60
Batesville	614,184.67	580,221.56	Guion	5,421.71	5,992.64	Pea Ridge	49,151.72	44,702.81	Elm Springs	2,327.36	2,136.01
Bauxite	15,765.03	16,620.70	Gum Springs	293.44	389.05	Perla	3,893.24	2,489.22	Garfield	8,528.00	7,826.83
Bay	7,052.30	6,683.30	Gurdon	18,627.78	20,823.51	Perryville	27,042.21	21,052.16	Gateway	6,880.16	6,314.47
Bearden	13,738.01	12,181.73	Guy	4,654.35	3,583.65	Piggott	63,511.05	59,693.89	Gentry	58,184.09	49,237.29
Beebe	110,708.16	116,763.04	Hackett	4,885.56	4,927.17	Pine Bluff	950,703.55	939,807.36	Gravette	52,883.82	48,535.68
Beedeville	87.44	127.34	Hamburg	31,774.69	26,850.20	Pineville	1,558.58	1,401.38	Highfill	9,904.04	9,089.72
Bella Vista	167,670.55	141,078.87	Hardy	19,028.77	18,230.51	Plainview	3,318.85	2,877.12	Little Flock	43,914.13	40,303.48
Belleville	2,917.66	2,285.56	Harrisburg	50,260.48	24,748.24	Plumerville	13,744.81	12,088.93	Lowell	124,471.49	114,237.36
Benton	1,359,505.33	1,256,913.10	Harrison	483,308.23	472,861.32	Pocahontas	263,401.00	256,875.90	Pea Ridge	81,440.74	74,744.63
Bentonville	1,905,496.76	1,793,374.76	Hartford	1,812.59	2,244.00	Portia	2,356.99	2,258.97	Rogers	950,719.59	872,550.82
Berryville	244,734.79	256,606.46	Haskell	25,732.97	23,843.74	Portland	5,800.22	5,574.26	Siloam Springs	255,483.38	234,477.37
Bethel Heights	63,060.66	67,801.51	Hatfield	4,647.88	3,356.26	Pottsville	27,973.30	23,917.72	Springdale	111,305.75	102,154.12
Black Rock	8,077.92	5,416.62	Havana	2,317.88	3,738.84	Prairie Grove	81,237.35	81,365.62	Springtown	1,477.96	1,356.44
Blevins	2,442.20	1,998.77	Hazen	59,412.10	51,314.09	Prescott	55,497.02	44,503.03	Sulphur Springs	8,680.90	7,967.15
Blue Mountain	257.69	179.60	Heber Springs	147,920.47	140,392.35	Pyatt	611.60	522.73	Boone County	383,711.40	386,514.47
Blytheville	253,675.91	207,195.64	Helena-West Helena	240,910.35	212,562.46	Quitman	19,292.52	27,718.60	Alpena	4,048.99	4,078.57
Bonanza	2,619.47	2,146.81	Hermitage	4,536.69	4,560.72	Ravenden	2,307.77	2,334.47	Bellefonte	5,762.51	5,804.61
Bono	11,433.94	13,833.40	Higginson	1,452.87	856.59	Rector	25,437.82	25,991.19	Bergman	5,572.12	5,612.82
Booneville	102,671.04	97,943.14	Highfill	58,856.02	60,697.16	Redfield	24,023.47	16,708.99	Diamond City	9,925.73	9,998.24
Bradford	14,694.36	13,312.69	Highland	25,983.57	25,155.66	Rison	15,085.11	10,155.65	Everton	1,688.14	1,700.47
Bradley	3,293.72	3,263.19	Holly Grove	5,173.97	6,516.49	Rockport	11,654.02	13,176.43	Harrison	164,282.29	165,482.39
Branch	1,584.62	1,543.11	Hope	170,104.38	163,972.75	Roe	405.31	550.67	Lead Hill	3,439.74	3,464.86
Briarcliff	1,225.71	1,527.32	Horatio	5,432.95	5,213.01	Rogers	3,028,882.99	2,664,368.22	Omaha	2,145.08	2,160.75
Brinkley	117,526.04	119,226.69	Horseshoe Bend	19,926.04	19,888.76	Rose Bud	21,567.89	20,408.28	South Lead Hill	1,294.66	1,304.12
Brookland	53,559.29	19,697.35	Hot Springs	1,634,771.26	1,523,940.73	Russellville	1,008,496.82	972,801.28	Valley Springs	2,322.77	2,339.74
Bryant	1,072,235.81	1,098,444.06	Hoxie	14,970.56	16,570.16	Salem	20,885.26	19,745.70	Zinc	1,307.34	1,316.89
Bull Shoals	14,482.41	15,371.40	Hughes	5,753.91	4,164.07	Salesville	4,246.01	3,691.76	Bradley County	119,413.96	116,998.67
Cabot	778,577.67	720,074.16	Humphrey	2,127.60	2,354.91	Searcy	779,842.21	814,154.49	Banks	922.06	903.41
Caddo Valley	51,523.34	53,046.38	Huntington	3,602.10	2,603.43	Shannon Hills	8,699.07	9,764.65	Hermitage	6,171.84	6,047.01
Calico Rock	25,549.42	24,369.72	Huntsville	123,387.42	115,754.69	Sheridan	196,801.78	188,756.18	Warren	44,638.02	43,735.16
Camden	302,373.52	304,615.82	Imboden	7,330.01	7,718.69	Sherrill	834.19	621.20	Calhoun County	87,290.51	102,180.30
Caraway	5,595.78	5,110.76	Jacksonville	655,488.74	646,015.96	Sherwood	433,913.76	429,546.99	Hampton	24,742.59	28,963.12
Carlisle	50,753.80	47,995.43	Jasper	31,574.76	29,009.07	Shirley	2,916.15	2,753.00	Harrell	4,746.69	5,556.36
Cash	1,973.09	NA	Jennette	154.49	69.06	Siloam Springs	637,119.68	562,334.99	Thornton	7,605.92	8,903.32
Cave City	17,929.61	16,876.40	Johnson	56,994.29	60,075.08	Sparkman	2,728.61	2,838.58	Tinsman	1,009.13	1,181.28
Cave Springs	32,223.75	23,424.16	Joiner	2,554.12	1,800.31	Springdale	2,380,313.01	2,259,931.95	Carroll County	164,029.26	161,649.63
Centerton	184,268.76	182,947.32	Jonesboro	1,439,668.69	1,356,630.86	Springtown	328.20	215.96	Beaver	600.49	591.78
Charleston	28,136.55	30,347.81	Junction City	5,466.97	5,110.90	St. Charles	1,490.08	1,535.52	Blue Eye	180.15	177.53
Cherokee Village	13,952.96	13,084.37	Keiser	4,896.49	4,181.33	Stamps	11,877.70	12,071.63	Chicot County	120,144.13	208,034.95
Cherry Valley	3,985.67	3,981.65	Keo	1,611.41	1,361.10	Star City	74,971.26	70,991.74	Dermott	21,875.37	21,723.10
Chidester	2,552.02	2,007.83	Kibler	2,323.17	2,438.95	Stephens	6,281.67	5,653.40	Eudora	17,180.76	17,061.17
Clarendon	39,693.12	41,044.97	Kingsland	2,143.28	1,305.38	Strong	11,188.88	10,384.96	Lake Village	19,497.77	19,362.05
Clarksville	379,051.51	364,018.68	Lake City	11,166.52	11,032.24	Stuttgart	513,165.40	491,159.15	Clark County	385,018.46	380,637.62
Clinton	85,389.48	85,288.60	Lake Village	77,011.76	76,154.37	Sulphur Springs	1,795.80	1,217.09	Clay County	89,342.82	104,126.67
Coal Hill	2,365.92	6,102.73	Lakeview	3,449.39	3,572.45	Summit	4,422.50	4,269.84	Corning	24,115.64	28,106.13
Conway	2,015,379.59	1,846,763.62	Lamar	12,429.17	10,168.46	Sunset	1,983.18	3,641.02	Datto	1,071.17	1,248.42
Corning	79,750.26	114,161.03	Lead Hill	6,047.20	4,426.36	Swifton	3,406.13	2,522.37	Greenway	2,238.75	2,609.20
Cotter	14,753.37	12,159.60	Lepanto	25,864.26	25,447.58	Taylor	7,841.49	8,352.55	Knobel	3,074.26	3,582.97
Cotton Plant	1,297.78	1,306.26	Leslie	3,361.90	2,612.14	Texarkana	382,068.22	371,374.79	McDougal	1,992.38	2,322.06
Cove	14,330.80	11,903.24	Lewisville	7,998.37	7,720.70	Texarkana Special	190,167.21	178,541.10	Nimmons	739.11	861.41
Crawfordsville	8,137.98	6,297.34	Lincoln	41,093.24	39,099.83	Thornton	918.69	1,087.90	Peach Orchard	1,446.08	1,685.37
Crossett	306,838.27	293,421.66	Little Flock	9,373.36	8,963.38	Tontitown	120,702.62	133,884.06	Piggott	27,486.25	32,034.49
Damascus	5,191.47	10,420.40	Little Rock	5,980,122.44	5,954,993.15	Trumann	87,918.09	78,086.98	Pollard	2,378.00	2,771.49
Darville	46,212.31	39,270.73	Lockesburg	5,021.81	4,725.92	Tuckerman	13,496.10	12,290.60	Rector	14,118.04	16,454.19
Dardanelle	164,514.25	154,083.66	Lonoke	149,178.82	149,810.88	Turrell	3,472.48	3,099.68	St. Francis	2,677.93	3,121.05
Decatur	19,006.80	15,144.07	Lowell	354,895.19	310,577.78	Tryzno	2,977.84	3,287.42	Success	1,596.04	1,860.17
Delight	4,588.67	4,136.26	Luxora	7,346.63	2,154.26	Van Buren	599,533.90	588,500.10	Cleburne County	360,803.52	277,053.24
De Queen	109,292.11	106,757.55	Madison	1,400.95	1,206.24	Vandervoort	463.72	279.47	Concord	2,678.62	2,056.85
Dermott	21,688.17	21,144.27	Magazine	8,073.45	9,543.74	Vionia	74,029.02	105,252.71	Fairfield Bay	2,008.96	1,542.64
Des Arc	21,034.89	19,181.77	Magnolia	453,120.25	471,382.19	Viola	4,681.01	2,647.60	Greers Ferry	9,781.34	7,510.88

Chester	1,398.29	1,340.29	Sulphur Rock	5,829.26	4,768.11	Gosnell	43,576.54	36,242.97	Marshall	9,089.24	8,310.93
Dyer	7,703.79	7,384.22	Izard County	45,353.83	43,729.37	Joiner	7,074.43	5,883.86	Pindall	751.29	686.96
Kibler	8,451.31	8,100.73	Jackson County	283,465.97	251,485.30	Keiser	9,322.04	7,753.22	St. Joe	885.45	809.62
Mountainburg	5,549.19	5,319.00	Amagon	1,016.70	902.00	Leachville	24,478.03	20,358.58	Sebastian County	817,899.20	789,934.63
Mulberry	14,554.54	13,950.78	Beedeville	1,110.08	984.84	Luxora	14,468.20	12,033.32	Barling	74,752.07	72,196.24
Rudy	536.45	514.20	Campbell Station	2,645.51	2,347.04	Manila	41,046.45	34,138.67	Bonanza	9,245.52	8,929.41
Van Buren	200,430.59	192,116.15	Diaz	13,673.64	12,130.97	Marie	1,031.69	858.06	Central City	8,071.74	7,795.77
Crittenden County	1,275,442.78	681,294.85	Grubbs	4,004.57	3,552.77	Oseola	95,271.48	79,238.08	Fort Smith	1,386,169.25	1,338,775.15
Anthonyville	1,035.44	995.10	Jacksonport	2,199.40	1,951.26	Victoria	454.43	377.96	Greenwood	143,940.74	139,019.30
Clarkedale	2,386.02	2,293.05	Newport	81,740.95	72,518.93	Wilson	11,090.65	9,224.18	Hackett	13,056.29	12,609.88
Crawfordsville	3,080.61	2,960.56	Pine Bluff	495,567.48	486,973.01	Monroe County	NA	NA	Hartford	10,322.83	9,969.88
Earle	15,525.23	14,920.25	Redfield	13,095.19	12,868.08	Montgomery County	49,301.74	43,919.48	Huntington	10,210.27	9,861.18
Edmondson	2,746.18	2,639.17	Sherrill	848.11	833.40	Black Springs	637.19	567.63	Lavaca	36,805.22	35,546.83
Gilmore	1,522.30	1,462.98	Wabbasaka	2,574.61	2,529.96	Glenwood	270.32	240.81	Mansfield	11,625.24	11,227.77
Horseshoe Lake	1,877.95	1,804.77	White Hall	55,793.36	54,825.75	Mount Ida	6,925.41	6,169.37	Midland	5,225.73	5,047.06
Jennette	665.64	639.70	Johnson County	120,411.97	117,376.86	Norman	2,432.91	2,167.31	Sevier County	256,376.72	264,640.47
Jericho	765.33	735.51	Clarksville	88,446.66	86,217.27	Oden	1,493.22	1,330.19	Ben Lomond	1,167.88	1,205.53
Marion	79,394.77	76,300.95	Coal Hill	9,752.45	9,506.63	Nevada County	106,277.05	89,371.48	De Queen	53,110.53	54,822.43
Sunset	1,146.06	1,101.40	Hartman	5,001.51	4,875.44	Bluff City	978.42	822.78	Gilham	1,088.70	1,330.24
Turrell	3,559.74	3,421.03	Knoxville	7,044.51	6,866.95	Bodcaw	1,088.89	915.68	Horatio	8,408.76	8,679.80
West Memphis	168,790.22	162,212.90	Lamar	15,467.08	15,077.22	Cale	623.35	524.19	Lockesburg	9,952.18	6,144.04
Cross County	269,205.22	256,945.23	Lafayette County	66,699.99	101,696.26	Emmet	3,747.98	3,151.79	Sharp County	76,627.06	73,808.22
Cherry Valley	6,914.68	6,599.78	Bradley	3,143.48	4,792.80	Prescott	26,007.07	21,870.10	Ash Flat	9,165.69	8,828.52
Hickory Ridge	2,889.08	2,757.51	Buckner	1,376.52	2,098.76	Rosston	2,059.42	1,731.83	Cave City	16,292.49	15,693.14
Parkin	11,736.90	11,202.39	Lewisville	6,407.08	9,768.76	Willisville	1,199.35	1,008.57	Cherokee Village	36,269.96	34,935.71
Wynne	88,871.19	84,823.86	Stamps	8,474.37	12,920.72	Newton County	58,631.44	53,296.00	Evening Shade	4,040.39	3,891.76
Dallas County	138,052.70	133,779.15	Lawrence County	281,733.13	190,319.53	Jasper	3,246.26	2,132.76	Hardy	6,827.51	6,576.35
Desha County	106,364.42	105,015.96	Alicia	759.72	684.29	Western Grove	1,933.41	1,757.46	Highland	9,773.62	9,414.08
Arkansas City	4,116.46	4,064.27	Black Rock	4,055.92	3,653.20	Ouachita County	566,500.61	357,074.66	Horseshoe Bend	74.82	72.07
Dumas	52,929.15	52,258.13	College City	2,787.68	2,510.88	Bearden	8,694.76	9,368.63	Sidney	1,692.85	1,630.57
McGehee	47,451.78	46,850.20	Hoxie	17,032.41	15,341.23	Camden	109,656.60	118,155.27	Williford	701.45	675.65
Mitchellville	4,048.98	3,997.65	Imboden	4,147.82	3,735.98	Chidester	2,601.23	2,802.83	St. Francis County	138,973.34	132,908.72
Reed	1,934.51	1,909.99	Lynn	1,764.51	1,589.31	East Camden	8,379.73	9,029.18	Caldwell	9,144.06	8,745.04
Tillar	236.19	233.20	Minturn	667.82	601.51	Louann	1,476.13	1,590.53	Coft	6,227.86	6,596.08
Watson	2,373.16	2,343.05	Portia	2,677.40	2,411.55	Stephens	8,019.71	8,641.25	Forrest City	253,249.46	242,197.98
Drew County	431,093.56	427,830.23	Powhatan	441.13	397.33	Perry County	112,065.96	96,741.32	Hughes	23,741.62	22,705.56
Jerome	468.52	464.97	Ravenden	2,879.58	2,936.62	Adelona	998.69	862.12	Madison	12,669.88	12,116.98
Monticello	113,730.52	112,869.59	Sedgwick	931.27	838.80	Bigelow	1,505.20	1,299.37	Palestine	11,220.02	10,730.40
Tillar	2,450.73	2,432.17	Smithville	477.89	430.44	Casa	817.11	705.37	Wheatley	5,848.90	5,593.66
Wilmar	6,138.83	6,092.36	Strawberry	1,850.28	1,666.57	Fourche	296.26	255.75	Widener	4,497.91	4,301.62
Winchester	2,006.23	1,991.05	Walnut Ridge	29,959.86	26,985.10	Houston	826.67	713.62	Stone County	89,132.69	80,377.90
Faulkner County	709,977.22	671,821.24	Lee County	34,383.55	29,789.17	Perryville	1,290.17	1,113.75	Fifty Six	1,627.78	1,467.90
Enola	2,161.87	2,045.69	Aubrey	1,065.48	923.11	Phillips County	105,022.31	97,434.24	Mountain View	25,856.29	23,316.64
Holland	3,562.61	3,371.15	Haynes	940.13	814.51	Elaine	11,756.40	10,906.96	Union County	510,391.69	549,444.18
Mount Vernon	927.43	877.59	LaGrange	557.81	483.27	Helena-West Helena	186,291.77	172,831.79	Calion	14,879.56	16,018.08
Twin Groves	2,142.69	2,027.53	Marianna	25,790.80	22,344.59	Lexa	8,188.81	4,904.71	El Dorado	633,554.47	682,030.73
Wooster	5,500.63	5,205.01	Moro	1,353.78	1,172.89	Marvell	2,923.09	20,339.10	Felsenthal	3,645.98	3,924.95
Franklin County	166,132.22	160,940.51	Rondo	1,240.96	1,075.14	Pike County	158,118.84	172,674.43	Huttig	20,394.12	21,954.57
Altus	6,508.76	6,305.36	Lincoln County	54,476.46	53,057.58	Antoine	1,014.03	1,107.37	Junction City	18,191.68	19,583.62
Branch	3,151.34	3,052.86	Gould	4,312.16	4,199.85	Delight	2,418.06	2,640.66	Norphlet	22,952.99	24,709.22
Charleston	21,655.79	20,979.04	Grady	2,313.21	2,252.97	Glenwood	18,945.83	20,689.89	Smackover	60,386.56	65,007.02
Denning	4,044.36	3,917.97	Star City	11,715.48	11,410.33	Murfreesboro	14,222.38	15,531.61	Strong	17,181.42	18,496.05
Ozark	31,633.60	30,645.04	Little River County	182,050.98	165,607.43	Pointsett County	133,519.55	118,844.62	Van Buren County	265,517.04	239,040.66
Wiederkehr Village	326.30	316.09	Ashdown	37,133.93	33,379.85	Fisher	1,997.01	1,777.52	Clinton	23,585.80	21,233.91
Fulton County	109,519.46	99,909.26	Foreman	7,948.85	7,230.88	Harrisburg	20,614.83	18,349.09	Damascus	2,266.12	2,040.15
Ash Flat	433.29	395.27	Ogden	1,415.22	1,287.40	Lepanto	16,952.16	15,088.98	Fairfield Bay	19,533.98	17,586.12
Cherokee Village	3,368.61	3,073.02	Wilton	2,940.52	2,674.92	Marked Tree	22,979.00	20,453.42	Shirley	5,357.77	2,374.74
Hardy	178.41	162.76	Winthrop	1,509.58	1,373.21	Trumann	65,337.02	58,155.93	Washington County	1,401,512.05	1,326,085.79
Horseshoe Bend	72.21	65.88	Logan County	104,005.23	103,887.96	Tyronza	6,823.85	6,073.85	Elkins	42,117.13	39,850.48
Mammoth Spring	4,150.23	3,786.05	Blue Mountain	1,024.76	1,023.61	Waldenburg	546.27	486.23	Elm Springs	27,929.64	26,426.53
Salem	6,945.37	6,395.92	Booneville	32,974.25	32,937.07	Weiner	6,411.92	5,707.18	Farmington	95,018.04	89,930.38
Viola	1,431.55	1,305.92	Caulksville	1,760.28	1,758.29	Polk County	244,998.42	234,326.33	Fayetteville	1,170,309.19	1,107,325.75
Garland County	2,035,921.80	1,969,297.55	Magazine	6,999.80	6,991.90	Cove	7,349.00	7,028.87	Goshen	17,034.54	16,117.77
Fountain Lake	6,911.78	6,685.59	Morrison Bluff	528.91	528.31	Grannis	10,657.96	10,193.70	Greenland	20,581.41	19,473.76
Hot Springs	207,253.20	200,470.97	Paris	29,189.23	29,156.32	Hatfield	7,945.38	7,599.28	Johnson	53,346.25	50,475.27
Lonsdale	1,291.66	1,249.40	Ratcliff	1,669.37	1,667.49	Mena	110,369.52	105,561.85	Lincoln	35,770.93	33,845.82
Mountain Pine	10,580.66	10,234.40	Scranton	1,851.19	1,849.10	Vandervoort	1,673.72	1,600.82	Prairie Grove	70,396.69	66,608.10
Grant County	186,952.65	168,173.59	Subiaco	4,727.13	4,721.81	Wickes	14,505.58	13,873.74	Springdale	1,021,038.30	966,088.29
Greene County	501,060.84	494,062.56	Lonoke County	267,243.64	256,689.51	Pope County	345,155.67	329,061.18	Tontitown	39,126.94	37,021.22
Delaplaine	1,292.47	1,274.42	Allport	1,080.63	1,037.95	Atkins	41,452.22	39,519.31	West Fork	36,852.49	34,869.17
Lafe	5,103.03	5,031.76	Austin	19,150.58	18,394.28	Dover	18,939.37	18,056.24	Winslow	6,218.96	5,884.29
Marmaduke	12,378.75	12,205.86	Cabot	223,417.18	214,593.88	Hector	6,184.85	5,896.45	White County	833,588.21	723,872.02
Oak Grove Heights	9,905.23	9,766.88	Carlisle	20,804.41	19,982.79	London	14,280.12	13,614.25	Bald Knob	32,439.65	28,169.97
Paragould	290,950.77	286,887.09	Coy	902.09	866.46	Pottsville	39,005.77	37,186.94	Beebe	81,910.96	71,129.91
Hempstead County	346,318.96	345,412.41	England	26,545.83	25,497.46	Russellville	383,735.37	365,841.91	Bradford	8,499.03	7,380.40
Blevins	3,233.65	3,225.19	Humnoke	2,668.68	2,563.28	Des Arc	13,415.24	11,452.72	Garner	3,180.14	2,761.57
Emmet	441.42	404.26	Keo	2,405.57	2,310.57	DeValls Bluff	4,836.36	4,128.85	Georgetown	1,388.51	1,205.76
Fulton	2,063.38	2,057.98	Lonoke	39,889.21	38,313.89	Hazen	11,469.76	9,791.84	Griffithville	2,519.48	2,187.86
Hope	103,630.84	103,359.57	Ward	38,216.58	36,707.33	Ulm	1,328.24	1,133.94	Higginson	6,953.75	6,038.51
McCaskill	985.49	982.91	Madison County	195,159.89	182,623.13	Pulaski County	851,975.46	842,976.04	Judsonia	22,608.10	19,632.44
McNab	698.06	696.23	Hindsville	411.73	385.28	Alexander	4,124.27	4,080.70	Kensett	18,453.76	16,024.89
Oakhaven	646.73	645.04	Huntsville	15,834.72	14,817.52	Cammack Village	13,421.34	13,279.57	Letona	2,855.41	2,479.58
Ozan	872.57	870.29	St. Paul	762.71	713.72	Jacksonville	495,680.83	490,444.96	McRae	7,636.81	6,631.66
Patmos	657.00	655.28	Marion County	92,166.93	81,983.56	Carlisle	3,381,967.91	3,346,244.17	Pangburn	6,729.80	5,844.03
Perrytown	2,792.23	2,784.92	Bull Shoals	15,878.22	14,123.86	Maumelle	299,935.49	296,767.27	Rose Bud	5,397.28	4,686.89
Washington	1,847.80	1,842.96	Flippin	11,033.32	9,814.27	North Little Rock	1,088,806.19	1,077,305.12	Russell	2,418.70	2,100.35
Hot Spring County	312,670.60	292,637.22	Pyatt	1,799.53	1,600.70	Sherwood	515,935.17	510,485.35	Searcy	255,956.36	222,267.59
Donaldson	2,529.64	2,367.56	Summit	4,918.18	4,374.77	Wrightsville	36,9				

## Little Rock data portals go live

Little Rock is rolling out two new data portals in its effort to embrace open data and make it available to citizens, the city has announced. It is one of 27 cities across the country taking part in the What Works Cities initiative through Bloomberg Philanthropies.

The data portals unveiled include several data sets covering topics such as budget information, public safety statistics, and 311 requests.

“As the first major municipality in Arkansas to undertake an open data initiative of this magnitude, we are eager to lay this groundwork to make our city better,” said City Manager Bruce Moore. “It comes down to how we engage with our citizens, and how we are providing data in a transparent and timely manner.”

Little Rock was selected in late 2015 to participate in What Works Cities, a \$42 million initiative to support municipalities as they work to enhance their use of data to engage citizens, improve services, and incorporate performance metrics into departments. Just 100 cities will be admitted into the program through 2017.

As part of the initiative, Little Rock has benefited from the expertise provided by Results for America, the Center for Government Excellence at Johns Hopkins University, the Government Performance Lab at the Harvard Kennedy School, and the Sunlight Foundation.

Working with those experts, city employees are taking inventory of data and working toward an open data policy and governance framework.

“This open data initiative is a process. Once our time with our What Works Cities partners concludes, we will continue with our own governance committee, which will provide input and guidance on identifying additional datasets to be published,” said Melissa Bridges, network security manager and project lead.

The city encourages citizens to visit the new portal and offer feedback. Workshops and portal walk-throughs for the public are being planned. Visit the new data portals online at [data.littlerockar.gov](http://data.littlerockar.gov).

## CDC to provide \$1.3 million to fight Zika in Arkansas

The Centers for Disease Control announced July 21 that it would begin making awards totaling nearly \$60 million to states, cities, and territories to support efforts to protect Americans from the Zika virus and adverse health outcomes that can result from infection, including the serious birth defect microcephaly. Arkansas is slated to receive \$1.3 million as part of the effort.

The funding will support activities to protect the health of the public, especially pregnant women, including epidemiologic surveillance and investigation, improving mosquito control and monitoring, and strengthening laboratory capacity.

Zika virus spreads to people primarily through the bite of an infected *Aedes* species mosquito (*Aedes aegypti* and *Aedes albopictus*), although *Aedes aegypti* are more likely to spread Zika. Zika infection can also be spread by men and women to their sex partners. There is currently no vaccine or treatment for Zika. Zika infection is often asymptomatic; among those who have symptoms, the most common complaints are fever, rash, joint pain, and conjunctivitis (red eyes). The illness is usually mild with symptoms lasting for several days to a week after being bitten by an infected mosquito. However, Zika infection during pregnancy may cause microcephaly and other severe brain defects in the developing fetus. Zika also has been linked to Guillain-Barré syndrome, an uncommon sickness of the nervous system in which a person’s immune system damages nerve cells, causing muscle weakness and sometimes paralysis or death.



## Obituaries

**SHEILLA JOYCE EZELLE LAMPKIN**, 70, of Monticello, who served as the District 9 Arkansas State Representative for Ashley and Drew Counties, died July 23.

**HUGH DAY WELCH**, 72, a former Malvern alderman, died July 20.

# Is your city participating in the League's #AMLMoves wellness program?



**D**o you know what percentage of your employees take advantage of their Wellness and Preventative benefits? Wellness screenings can identify health risks in their earliest stages so a condition never develops into a chronic disease or catastrophic event. Prevention and early intervention are key factors in your employees' health and productivity, as well as a positive measure to control healthcare costs.

Research shows that cities whose employees frequently use the Municipal Health Benefit Fund's preventative care benefits, such as getting yearly flu vaccinations and health assessments by their doctor, tend to be more aware of their health in general. This means that keeping up with their health leads to a healthier workforce overall.


The League can provide helpful information that allows you to work out a plan of action to improve the overall health picture for your employees. Besides this important tool, League staff from our #AMLMoves Wellness Program and Municipal Health Benefit Fund are available to conduct wellness training to help put your employees on the right path to making healthier choices that will lead to better health.

Make a commitment to employee health by becoming a #AMLMoves municipality.

The Municipal Health Benefit Fund's wellness benefits, coupled with on-site #AMLMoves visits, will get your employees moving in the right direction!

To enroll your city or town in #AMLMoves, contact:

- David Baxter 501-978-6110, dbaxter@arml.org.
- Tracey Pew 501-978-6111, tpew@arml.org



Watch the video at: [www.arml.org/mhbf](http://www.arml.org/mhbf).

# MUNICIPAL MART

To place a classified ad in City & Town, please email the League at [citytown@armli.org](mailto:citytown@armli.org) or call 501-374-3484. Ads are FREE to League members and available at the low rate of \$.70 per word to non-members. For members, ads will run for two consecutive months from the date of receipt unless we are notified to continue or discontinue. For non-members, ads will run for one month only unless otherwise notified.

**AQUATICS DIRECTOR**—Benton is currently taking applications for above position in our Parks Department for new facility opening in 2017. Employment application and complete job description are available at Benton Municipal Complex, 114 S. East Street, Benton, AR, Monday through Friday, between the hours of 8 a.m. and 5 p.m. or by visiting the Benton website at [www.bentonar.org](http://www.bentonar.org). EOE.

**CHIEF DISTRICT COURT CLERK**—The City of Monticello is accepting applications for the position of Chief District Court Clerk in the Drew County District Court. Deadline to apply is August 31, 2016. The Chief Clerk is responsible for the administration of the county/city court under the supervision of the district court judge. A successful applicant is one with experience in the administration in the court system and/or college degree in management, criminal justice, or related field. For more information call 870-367-4400 or visit [www.monticelloar.org/jobs](http://www.monticelloar.org/jobs).

**CITY ADMINISTRATOR**—Oberlin, Kan. (pop. 1,749; \$6.2 million budget; 21 FTE's), is a scenic NW Kansas community seeking a local government administrator with a passion for the city. Bachelor's degree in public administration or a related field with at least 5 years of local government experience required. An MPA is preferred. Salary \$55,000 DOQ. Send cover letter, resume, and 3 professional references to [LEAPS-Oberlin@ikm.org](mailto:LEAPS-Oberlin@ikm.org) or [LEAPS-Oberlin, 300 SW 8th, Topeka, KS, 66603](mailto:LEAPS-Oberlin, 300 SW 8th, Topeka, KS, 66603). EOE. Open until filled. Application review begins July 7.

**CITY MANAGER**—Pratt, Kan. (pop. 6,963; \$24 million budget; 98 FTE's), the county seat of Pratt County, is seeking a City Manager to foster a culture of professionalism and open communication. Pratt possesses a strong park system, an airport, manages electric, water, waste-water, sanitation and a police and fire department. The City is looking for a professional leader with strong communication skills. Applicants should have a Bachelor's degree in public administration or a related field, and at least five years of local government experience and a master's degree is preferred. Salary \$100,000 DOQ. Send cover letter, resume, and 3 professional references to [LEAPS-Pratt@ikm.org](mailto:LEAPS-Pratt@ikm.org) or [LEAPS-Pratt, 300 SW 8th, Topeka, KS, 66603](mailto:LEAPS-Pratt, 300 SW 8th, Topeka, KS, 66603). EOE. Open until filled. Application review begins July 8. For full advertisement, please visit [LEAPS-Pratt@ikm.org](mailto:LEAPS-Pratt@ikm.org)

**DIRECTOR OF COMMUNITY DEVELOPMENT**—Benton is currently taking applications for Director of Community Development. Incumbent reports directly to the mayor, interfaces with city council members, department heads, citizens, builders, residential and commercial developers, construction company representatives, state and municipal agencies. Complete job description and employment application available at Benton Municipal Complex, 114 S. East Street, Benton, AR, Monday through Friday, between the hours of 8 a.m. and 5 p.m. or by visiting the Benton website at [www.bentonar.org](http://www.bentonar.org). EOE.

**FIRE CHIEF**—Texarkana is accepting applications for the position of Fire Chief. The Fire Chief position's objective is to plan, organize, direct and evaluate fire suppression, fire prevention, hazardous materials, emergency medical services, rescues and aircraft emergency programs. The Fire Chief will be responsible for the administration and coordination of all fire service activities and the establishment of policies, procedures and regulations including those pertaining to fire fighting, fire prevention, handling hazardous materials, emergency medical services, and aircraft emergency operating standards, within the limitations of laws, regulations and policies of higher authority. Responsibility also includes the preparation of the annual department budget, including recommendations for capital improvements. Supervision is exercised directly or through subordinate supervisors over all employees of the department. Work is performed with wide latitude in interpreting and applying policies, procedures and regulations. For a more detailed list of essential job functions, please visit the city's website at [arkansas.txkusa.org/departments/personnel/job-opportunities.html](http://arkansas.txkusa.org/departments/personnel/job-opportunities.html). Minimum qualifications: 10 years of experience in the fire service with five years at a command level, background in emergency medical training, not have been convicted of a felony or crime of moral turpitude, must have completed the Chief Officer Course through the State Fire Academy, graduation from an accredited four-year college or university with major course work in fire science or a related field and thorough experience in fire operations and administration or any equivalent combination of training and experience which meets all the above objectives, ability to establish and maintain effective working relationships with civic and official groups and the public, as well as to command and hold the respect and discipline of subordinates. Must possess a valid DL and have a driving record conforming to departmental standards. Salary is DOE and will be negotiated during the selection process. A competitive benefit package is offered, and includes a car allowance, retirement plan, and medical, vision and dental insurance. Additional benefits include vacation and sick leave, longevity pay, certificate pay, education incentive pay and 13 paid holidays. Supplemental insurance and optional retirement plans are available for enrollment as well. Applications and resumes will be accepted at the Arkansas City Hall located at 216 Walnut Street in Texarkana, Arkansas. They may also be emailed to [jessica.hyman@txkusa.org](mailto:jessica.hyman@txkusa.org) or submitted online at [arkansas.txkusa.org/departments/personnel](http://arkansas.txkusa.org/departments/personnel). Open until filled. EOE.


**POLICE CHIEF**—Gravette is accepting applicants for the position of Police Chief. Please submit resumes/references to: City of Gravette, Attn. HR. 604 1st Ave. SE, Gravette, AR. 72736. Closing date: August 19 at 5 p.m. Responsible for the planning, direction, and control of all activities of the Police Department, Code Enforcement, and Animal Control. Qualifications:

Hold current ALETA certification, five years of experience in police work with two-three years of command level experience preferred.

**POLICEMAN**—Junction City seeks a F/T policeman. Competitive salary and benefits. Applications may be picked up at the City Hall, 207 North Main Street, Junction City, AR. To request an application through the mail, call (870) 924-4922.

**SENIOR STAFF ATTORNEY**—The Mayor's Office is currently accepting qualified resumes for consideration as the Senior Staff Attorney for the City of Rogers. Candidates must be a licensed attorney admitted to practice in Arkansas. The ideal candidate will have seven to 10 years of combined public and private sector experience, with general knowledge of Arkansas municipal law. The incumbent will report to the Mayor on a policymaking level and act as an immediate adviser with respect to the exercise of the constitutional or legal powers of the office. This is a department head level position as described under A.C.A. § 14-42-110. The primary duties include providing guidance on a variety of legal issues, with oversight of strategic planning regarding matters of the law and of trial preparation. The Senior Staff Attorney represents the City of Rogers in all legal matters before state and federal courts. The position will require the effective leadership of other department heads, boards, and/or Commissions, while managing the expectations of key stakeholders within government and from the outside community. Supervisory responsibilities include the civil and criminal functions of the legal department, and the respective employees. The selected candidate will receive a competitive salary, with participation in the state retirement plan (APERS). Group health and welfare benefits are also available. Interested candidates may apply online, or submit resume materials by mail or email ([employment@rogersar.gov](mailto:employment@rogersar.gov)). All submissions and communications regarding this selection are considered public records under the Arkansas Freedom of Information Act.

**FOR SALE**—The Bull Shoals Volunteer Fire Department is selling a 1984 Chevrolet FMC Pumper, it has a 750 gal. per min. Bean pump, 1000 gallon water tank, has a 7.0L gasoline engine with manual transmission. The vehicle has approximately 10,000 miles on it, and was bought new by this fire department. We are asking \$15,000 or best offer, any questions or interests please contact us at (870) 445-4566.

**FOR SALE**—The Town of Damascus has for sale its former city hall and police station. The property is located on Highway 65 in Damascus. The price is \$200K and interested parties should contact Mayor L.B. Pavatt or the Town Clerk Pam Mahan at (501) 335-7321. 

## Arkansas Holiday Lighting

POLE DECORATIONS  
WREATHS  
TREES  
BULBS C9 & C7  
LIGHT O ROMA  
ARCHES  
BANNERS  
GARLAND

Zach Nichols, Salesperson  
[www.buzzfreearkansas.com](http://www.buzzfreearkansas.com)  
501-978-2899  
Email: [buzzfree@buzzfreearkansas.com](mailto:buzzfree@buzzfreearkansas.com)



# TRUSTED LAWYERS. INNOVATIVE SOLUTIONS.

40<sup>+</sup>

YEARS OF MUNICIPAL  
FINANCE EXPERIENCE

## MUNICIPAL & PUBLIC FINANCE

At Mitchell Williams, we work with state and municipal employees to provide legal counsel for local improvement projects. We provide trusted advice and innovative solutions to help ensure you meet your project finance goals.

(501) 688-8800 NEA & CENTRAL ARKANSAS  
(479) 464-5650 NWA || [MITCHELLWILLIAMSLAW.COM](http://MITCHELLWILLIAMSLAW.COM)

REPRESENT PUBLIC SECTOR CLIENTS  
IN TRANSACTIONS RANGING FROM  
\$500K-\$100M

35<sup>+</sup> MUNICIPAL & COUNTY CLIENTS  
SERVED SINCE 2010

3 OFFICES IN ARKANSAS  
FOR STATEWIDE COVERAGE



6 DEDICATED  
PUBLIC  
FINANCE  
ATTORNEYS

MITCHELL || WILLIAMS

### MUNICIPAL & PUBLIC FINANCE PRACTICE

- ▶ Public and commercial finance, real estate and project development
- ▶ Municipal leasing transactions
- ▶ Tax-exempt and taxable public and private bond finance transactions

R.T. Beard III, Managing Director

Mitchell, Williams, Selig, Gates & Woodyard, P.L.L.C. || 425 W. Capitol Ave., Ste 1800, Little Rock, AR 72201

The only Top 10 public  
finance firm in Arkansas also  
has some of the deepest roots.



CHAD MYERS // MARY MORGAN GLADNEY // SAMANTHA WINEKE // DANIEL ALLEN  
RON PYLE // SAM NAGEL // PATRICIA QUINN // JIM BIRDWELL  
GAVIN MURREY // CARMEN QUINN // CHUCK ELLINGSWORTH // ELIZABETH ZUELKE

Our team has a long history of serving the Arkansas public sector we can trace back to 1931, when T.J. Raney & Sons opened its doors. A history that continued when we became Morgan Keegan and then joined forces with Raymond James. And through all that time, our commitment to our clients and to the communities across our state has only grown, helping us become one of the top 10 underwriters in the country – and the only top 10 national firm in Arkansas.

Put our unique combination of local history and national strength to work for you.  
Visit [rjpublicfinance.com](http://rjpublicfinance.com).

### **ARKANSAS PUBLIC FINANCE**

100 Morgan Keegan Drive, Suite 400 // Little Rock, AR 72202 // 501.671.1339

# **RAYMOND JAMES®**