

City & Town

OCTOBER 2013 VOL. 69, NO. 10 THE OFFICIAL PUBLICATION OF THE ARKANSAS MUNICIPAL LEAGUE

OUR MOST VALUABLE BONDS ARE WITH THE COMMUNITY.

At Crews & Associates, we're happy to provide funding solutions for the municipalities that make our communities great. Whether it's for ballparks, service expansion or an upgrade in utilities, these improvements benefit all local families – including ours. The Crews & Associates team has the expertise and stability to bring about those improvements. We also have the personal connections that make us fully invested in the community.



Ray Beardsley
Director
501-978-6393
rbeardsley@crewsfs.com

Crews&Associates
Fully Invested.

800.766.2000 • crewsfs.com

INVESTMENT BANKING/PUBLIC FINANCE
BONDS • LEASES • LOANS

Contact us today and see what our team can do for you.

Member FINRA SIPC

City&Town
OCTOBER 2013 VOL. 69, NO. 10 OFFICIAL PUBLICATION OF THE ARKANSAS MUNICIPAL LEAGUE

FEATURES

6 Greers Ferry at 50
President John F. Kennedy made one of his final public appearances at the 1963 dedication of Greers Ferry Dam. President Bill Clinton and Gov. Mike Beebe took inspiration from his words as they celebrated the dam's 50th anniversary.

8 Jacksonville mayor has persistence, passion
Jacksonville Mayor and League 2013-2014 District 2 Vice President Gary Fletcher has had a passion for public service since he was a shy yet determined youth.

16 Jonesboro spreads the word
Jonesboro has been proactive in the early days of our Great Cities Great State educational initiative, spreading the word through posters, local television spots, and more. Let us know how you're using the initiative's materials.

ON THE COVER—Greers Ferry Dam at Heber Springs has turned 50, and President Bill Clinton was on hand to celebrate the anniversary of its 1963 dedication on Oct. 3. Read about the dam, its significance, and its connection to President John F. Kennedy inside on page 6. Read also about our 2013-2014 League District 2 Vice President, Jacksonville Mayor Gary Fletcher and what's happening in his city. And check out how Jonesboro has used the materials available for our Great Cities Great State educational initiative to spread the word in that city. Check out greatcitiesgreatstate.com and get involved today.—atm

a'TEST 39
Calendar 25
Directory Changes 46
Economic Development 28
Engineering 30
Fairs & Festivals 27
Grant Money Matters 34
League Officers, Advisory Councils 5
Municipal Mart 48
Municipal Notes 44
Obituaries 45
Parks and Recreation 36
Planning to Succeed 32
President's Letter 4
Professional Directory 50
Sales Tax Map 41
Sales Tax Receipts 42
Turnback Estimates 40
Urban Forestry 26
Your Health 24

City&Town

Publisher
Don Zimmerman

Communications Director
Whitnee V. Bullerwell

Advertising Assistant
Tricia Zello

Editor
Andrew T. Morgan

Graphic/Layout Designer
Mark Potter

Here's where to reach us:
501-374-3484 • Fax 501-374-0541
citytown@arml.org • www.arml.org

Cover photo by Andrew Morgan

City&Town **(ISSN 0193-8371 and Publication No. 031-620) is published monthly for $20 per year ($1.67 per single copy) by the Arkansas Municipal League, 301 W. Second St., North Little Rock, AR 72114. Periodicals postage paid at North Little Rock, Ark. POSTMASTER: Send address changes to *City&Town*, P.O. Box 38, North Little Rock, AR 72115.**

Greetings,

It's time to register for the 2014 Winter Conference! Room blocks are open for all hotels, so get your reservations made. The meeting will be held Jan. 29-31, 2014, at the John Q. Hammons Center in Rogers. The details and registration information are in this issue of *City & Town*, and this information will be included in each issue through the end of 2013. We are working on a program we think you will not only enjoy but will be educational also. I am looking forward to seeing everyone there.

Why have you not "liked" the municipal league Facebook page yet if you haven't? Here is the web address so you will have no excuses for not finding it: www.facebook.com/Arkansas.Municipal.League. Seriously, this is a good way to keep up with League happenings. As I write this letter we have 437 likes, that is not even one for each of our member cities or towns. Remember in my first letter I spoke about being cheerleaders for our communities? We have to be cheerleaders for our League also. I am expecting that number to start going up. Help me out OK? Thanks in advance.

Keep up with us on Twitter also. It's easy—just follow @ARMuniLeague. You can also keep up with the League on YouTube. The League channel is ARMunicipalLeague. With all the social media options and email distribution lists from the League, it is easy to keep up with all that is going on. And believe me, there is a lot going on.

Our voluntary certification program continues to be popular with city officials. Our last seminar on budgeting was attended by 125 individuals over the two days. It doesn't matter if you are new to municipal government or if you've been around for a while, you will learn something at these seminars. One of the keys to developing a good working budget is involving department heads. They are the front lines and know the day-to-day operations of their departments. We are in the beginning stages of our budget process here at Pea Ridge.

Our next certification class is scheduled for Oct. 15 and 16 and will cover HR and Personnel Matters. You should have received your registration invitation from the League already. As we use the new online registration software, keep in mind that the League needs individual email addresses. An email address that is used by more than one individual will not work. Help us out by sending the names and email addresses of individuals who should receive invitations to Whitnee Bullerwell at wvb@arml.org.

The Great Cities Great State educational initiative is well underway. The website is complete—go to www.greatcitiesgreatstate.com and request access to the site. You will be able to download the videos, posters and ads to use in your area. We are already starting to see the television spots in different areas around the state.

Here is what Pea Ridge has done thus far to update our citizens on the initiative:

- We posted the video to our City of Pea Ridge Facebook page.
- We posted the video on LinkedIn.
- We are "retweeting" (don't you just love these technical social media terms?) the League's tweet of the video to our citizens.

Get your access to the site and help spread the information! As I mentioned last month, please give us feedback on your usage of the material. Let us know specifically how you're using the information of the educational initiative in your area of the state. Our appreciation goes to Mayor Chris Claybaker for initiating this project.

I would like to extend an invitation to everyone to join us for the 25th Annual Mule Jump Oct. 12 here in Pea Ridge. I can hear you thinking, "Mules don't jump!" Well they can and it is a standing jump! Our record jump currently stands at 72 inches. Think about that—from a standing start, jumping over a barrier six feet tall! Visit our website, www.pearidgemulejump.com, for more information and videos.

Thank you for allowing me to serve you.

Sincerely,

Jackie Crabtree
Mayor, Pea Ridge
President, Arkansas Municipal League

Arkansas Municipal League Officers

Mayor Jackie Crabtree, **Pea Ridge**	President
Mayor Mark Stodola, **Little Rock**	First Vice President
Mayor Gerald Morris, **Piggott**	Vice President, District 1
Mayor Gary Fletcher, **Jacksonville**	Vice President, District 2
Mayor Bob McCaslin, **Bentonville**	Vice President, District 3
City Manager Catherine Cook, **Hope**	Vice President, District 4
Don A. Zimmerman	Executive Director

EXECUTIVE COMMITTEE: Mayor Bobbie Bailey, **Alpena**; Mayor C.T. "Chuck" Hollingshead, **Arkadelphia**; Mayor Rick Elumbaugh, **Batesville**; Mayor Scott McCormick, **Crossett**; Clerk/Treasurer Johnny Brigham, **Dumas**; Mayor Larry Bryant, **Forrest City**; Mayor Laura Hamilton, **Garfield**; Mayor Jeff Crockett, **Harrison**; Alderman Rose Marie Wilkinson, **Haskell**; Alderman Reedie Ray, **Jacksonville**; Alderman Joe Dan Yee, **Lake Village**; Alderman Joe Gies, **Lakeview**; Mayor Steve Northcutt, **Malvern**; Mayor Mike Watson, **Maumelle**; Mayor Allen Maxwell, **Monticello**; Mayor David Osmon, **Mountain Home**; Mayor Sonny Hudson, **Prairie Grove**; Mayor Bill Eaton, **Russellville**; Mayor Virginia Hillman, **Sherwood**; Mayor Doug Sprouse, **Springdale**; Mayor Harry Brown, **Stephens**; Mayor Marianne Maynard, **Stuttgart**; Mayor Bob Freeman, **Van Buren**; Alderman Dorothy Henderson, **Warren.**

PAST PRESIDENTS ADVISORY COUNCIL: Mayor Chris Claybaker, **Camden**; Mayor Tab Townsell, **Conway**; Mayor JoAnne Bush, **Lake Village**; Mayor Frank Fogleman, **Marion**; Mayor Stewart Nelson, **Morrilton**; Alderman Murry Witcher, **North Little Rock**; Mayor Mike Gaskill, **Paragould**; Mayor Robert Patrick, **St. Charles**; Mayor Gene Yarbrough, **Star City.**

LARGE FIRST CLASS CITIES ADVISORY COUNCIL: Vice Mayor Kevin Settle, **Fort Smith**, Chair; City Manager Jimmy Bolt and City Directors James Calhoun and Julian Jaeger, **Arkadelphia**; Alderman Missy Langston, **Blytheville**; City Clerk Heather McKim, **Bryant**; Aldermen Ann Gilliam and Ed Long and Director of Operations Eddie Cook, **Cabot**; Alderman Irene Galbert and Assistant Mayor Kathy Lee, **Camden**; Chief of Staff Jack Bell, **Conway**; Alderman Dianne Hammond, **El Dorado**; Mayor Arnell Willis, **Helena-West Helena**; Assistant City Manager Lance Spicer, **Hot Springs**; Aldermen Kenny Elliott and Bill Howard, **Jacksonville**; Aldermen Chris Gibson and John Street, **Jonesboro**; Intergovernmental Relations Manager Odies Wilson III, **Little Rock**; Alderman James Moore, **Magnolia**; Parks Commissioner Terry Bracy, **Malvern**; Clerk/Treasurer Joshua Clausen, **Maumelle**; Aldermen Jennifer Baker and Bob Devecki, **Mountain Home**; Mayor Joe Smith, Treasurer Mary Ruth Morgan, and Aldermen Debi Ross and Beth White, **North Little Rock**; Mayor Debe Hollingsworth and Alderman Steven Mays, **Pine Bluff**; Alderman Dale English, **Searcy**; Aldermen Marina Brooks, Charlie Harmon and Timothy McMinn, **Sherwood**; Mayor John Turner and City Clerk Peggy Woody, **Siloam Springs**; Mayor N. Wayne Smith, Clerk/Treasurer Patti Scott Grey, City Directors Ruth Penney Davis and Laney Harris, **Texarkana**; Clerk/Treasurer Barbie Curtis, **Van Buren**; Alderman Herman Coleman, **West Memphis.**

FIRST CLASS CITIES ADVISORY COUNCIL: Mayor Jack May, **McGehee**, Chair; City Director Bruce Farrar, **Barling**; Clerk/Treasurer Carol Westergren, **Beebe**; Mayor Tim McKinney, **Berryville**; Clerk/Treasurer Barbara Blackard, **Clarksville**; Mayor Dewayne Phelan, **Corning**; Aldermen C.T. Foster, David Harbour and Candace Jeffress, **Crossett**; Clerk/Treasurer Donna Jones, **De Queen**; Alderman Lucan Hargraves, **Dermott**; Mayor Ralph Relyea, **DeWitt**; Mayor James Berry, **Dumas**; Mayor Bruce Ledford, **Elkins**; Mayor Jon MacNichol, **Fordyce**; Mayor Dane Weindorf, **Hamburg**; Mayor Jon Milligan and Clerk/Treasurer Linda Simpson, **Lake City**; Mayor Steve Jernigan, **Lepanto**; Mayor Jimmy Williams, **Marianna**; Mayor Doyle Fowler, **McCrory**; Assistant to Mayor Becky Horton, **Mena**; Mayor Daniel Rogers, **Paris**; Mayor Frank Bigger, **Pocahontas**; Alderman Doug Bartholomew, **Prairie Grove**; Alderman Sue Skipper, **Shannon Hills**; Alderman Betty Cook, **Sheridan**; Clerk/Treasurer Mitri Greenhill, Alderman Bill Shrum and Finance Officer Jane Jackson, **Stuttgart**; Mayor Bob Stacy and Alderman Juanita Pruitt, **Wynne**; Mayor Art Brooke and Clerk/Treasurer John Barclay, **Ward.**

SECOND CLASS CITIES ADVISORY COUNCIL: Recorder/Treasurer Carolyn Willett, **Smackover**, Chair; Mayor Larry Stacy, **Altus**; Mayor Darrell Kirby and Alderman Larry Hall, **Bay**; Mayor Kenneth Jones, **Brookland**; Alderman Dona Burton, **Caddo Valley**; Mayor Barry Riley, **Caraway**; Mayor Bobby Box, **Chidester**; Mayor Ronnie Conley, **Cotton Plant**; Mayor Charles Linam, **Decatur**; Mayor Shari Marshall, **Diamond City**; Mayor Paul Wellenberger, **Fairfield Bay**; Alderman Frank Pfenenger, **Fountain Lake**; Mayor Jeff Braim, **Gassville**; Mayor Earnest Nash, Aldermen Essie Cableton and Dubs Byers, **Gould**; Mayor Roy Stewart, **Greers Ferry**; Mayor Nina Thornton, **Hardy**; Recorder/Treasurer Mary Ruth Wiles, **Highland**; Alderman John Grochowski, **Horseshoe Bend**; Mayor Buddy Curry, **Johnson**; Mayor Dennis Behling, **Lakeview**; Mayor Buddy Blue, **Little Flock**; Recorder/Treasurer Bobby Brown, **McDougal**; Mayor Jim Reeves and Alderman Don Sappington, **Norfork**; Mayor Bobby Neal, **Smackover**; Recorder/Treasurer Rita Fite, **Sparkman**; Recorder/Treasurer Jamie Almond, **Stephens**; Mayor Libby Coates, **Thornton**; Mayor Homer Hopson, **Waldo**; Mayor McKinzie Riley and Alderman A.C. Loring, **Wrightsville**;

INCORPORATED TOWNS ADVISORY COUNCIL: Mayor Johnny McMahan, **Bauxite**, Chair; Mayor Leroy Wright, Sr. and Alderman Virdia Hillard, **Anthonyville**; Mayor Michael Lester, **Gum Springs**; Recorder/Treasurer Sandy Nash, **Harrell**; Mayor Larry Stricklin, **Hatfield**; Recorder/Treasurer Birdia Thompson, **Jennette**; Mayor Jimmie Lou Nuessner, **Lead Hill**; Mayor Gary Hart, **Maynard**; Recorder/Treasurer Sherry Beeson, **Mount Vernon**; Mayor Jackie Piearcy, **Perry**; Recorder/Treasurer Naomi Mitchell, **St. Charles.**

PUBLIC SAFETY ADVISORY COUNCIL: Mayor James Sanders, **Blytheville**, Chair; Alderman Jim Wozniak, **Bella Vista**; Aldermen John Musgraves and Stan Parks, **Blytheville**; Mayor Bruce Powell, **Bull Shoals**; Aldermen Kevin Davis and Jon Moore, **Cabot**; Alderman Larry Fletcher, **Cave Springs**; Alderman Verna Mae Newman, **Cherokee Village**; Mayor Lioneld Jordan, **Fayetteville**; Fire Chief Bill Johnson and Police Chief Tim Mayfield, **Gassville**; Mayor Byron Warren, **Gravette**; Administrative Assistant Lanette Vines, **Hermitage**; Mayor Ronnie McGaha, **Holland**; City Director Karen Garcia, **Hot Springs**; Alderman Evelyn Thomas, **Lake View**; Alderman/Fire Chief Sam Angel II, **Lake Village**; Police Captain Alice Fulk, **Little Rock**; Alderman Dean Bitner, **Lowell**; Mayor Robert Sullivan, **McRae**; Fire Chief John Puckett, **Mena**; Mayor Danny Gifford, **O'Kean**; Mayor Mike Kemp and Assistant Police Chief Alan Spears, **Shannon Hills**; Aldermen Toni Butler, Mary Jo Heye and Ken Keplinger, **Sherwood**; Police Chief Jamie Forbes, **St. Charles**; Alderman Charles Gastineau, **Ward**;

ECONOMIC DEVELOPMENT ADVISORY COUNCIL: Mayor Harold Perrin, **Jonesboro**, Chair; Dr. Tim Hudson, **Chancellor, Arkansas State University**; Director of Community Development Lamont Cornwell, **Benton**; Mayor Billy Helms, **Clarksville**; Alderman T.C. Pickett, **Dumas**; Mayor Frank Hash, **El Dorado**; Chief of Staff Don Marr, **Fayetteville**; Mayor Ken Slach, **Hartman**; Mayor Jackie McPherson, **Heber Springs**; Mayor Ruth Carney and City Manager David Watkins, **Hot Springs**; Alderman Sherry Holliman, **Marion**; City Clerk/Collector Diane Whitbey, **North Little Rock**; Mayor Carol Sneath, **Ozark**; Mayor Greg Hines, **Rogers**; Mayor Ian Ouei, **Stamps**; Mayor David Morris, **Searcy**; Alderman Jeff Taylor, **Walnut Ridge.**

MUNICIPAL HEALTH BENEFIT FUND BOARD OF TRUSTEES: Clerk/Treasurer Mitri Greenhill, **Stuttgart**, District 1; Mayor David Morris, **Searcy**, District 2; Clerk/Treasurer Barbie Curtis, **Van Buren**, District 3; Mayor Billy Ray McKelvy, **De Queen**, District 4; Mayor Dewayne Phelan, **Corning**, At-Large Member.

MUNICIPAL LEAGUE WORKERS' COMPENSATION TRUST BOARD OF TRUSTEES: Mayor William Johnson, **West Memphis**, District 1; Mayor Jill Dabbs, **Bryant**, District 2; City Attorney Howard Cain, **Huntsville**, District 3; Mayor Bryan Martin, **Warren**, District 4; Clerk/Treasurer Sondra Smith, **Fayetteville**, At-Large Member.

CASH MANAGEMENT TRUST-PENSION MANAGEMENT TRUST-MOPEB TRUST BOARD OF TRUSTEES: Finance Director Paul Young, AML; Finance Director Karen Scott, **North Little Rock**, Vice Chairman; Treasurer Mary Wiles, **Highland**; Finance Director Dorethea Yates, **Hot Springs**; Police Sgt. (Ret.) Lee Harrod, Chairman and Treasurer Manager Scott Massanelli, **Little Rock**; Mayor Gary Baxter, **Mulberry**; Finance Director Steve Miller, **Pine Bluff**; Clerk/Treasurer Angela Nicholson, **Sherwood.**

Greers Ferry Dam turns 50

HEBER SPRINGS—Former President Bill Clinton, Gov. Mike Beebe, and other dignitaries joined a crowd of about 5,000 people at the JFK Overlook to celebrate the 50th anniversary of the dedication of the Greers Ferry Dam on Oct. 3. Built on the Little Red River for flood control, the $46 million dam—$350 million in today's dollars—took six years to complete. Greers Ferry Lake encompasses 31,500 acres with about 273 miles of shoreline. The dam provides hydroelectric power that has helped fuel the region's economy, and the lake and park have provided millions in tourism dollars.

President Clinton and the other speakers stood at the same lectern used on the same date 50 years earlier by President John F. Kennedy, who spoke at the 1963 dedication of the dam. It was Kennedy's final visit to the state and his last public appearance before his assassination in Dallas in November of that year. In his speech, Kennedy invoked the political battles of that era while praising political leaders' ability to find common ground for progress, and he praised President Franklin Roosevelt's New Deal programs.

"This dam represents not merely the time of construction; it represents 30 years of effort," Kennedy said. "It was first authorized in part way back during the New Deal, and then it was talked about again afterwards, and then finally the money was appropriated in the mid-50s, and now the dam is built in 1963, and next spring will begin to get power. And the full impact of it will be felt

Former President Bill Clinton

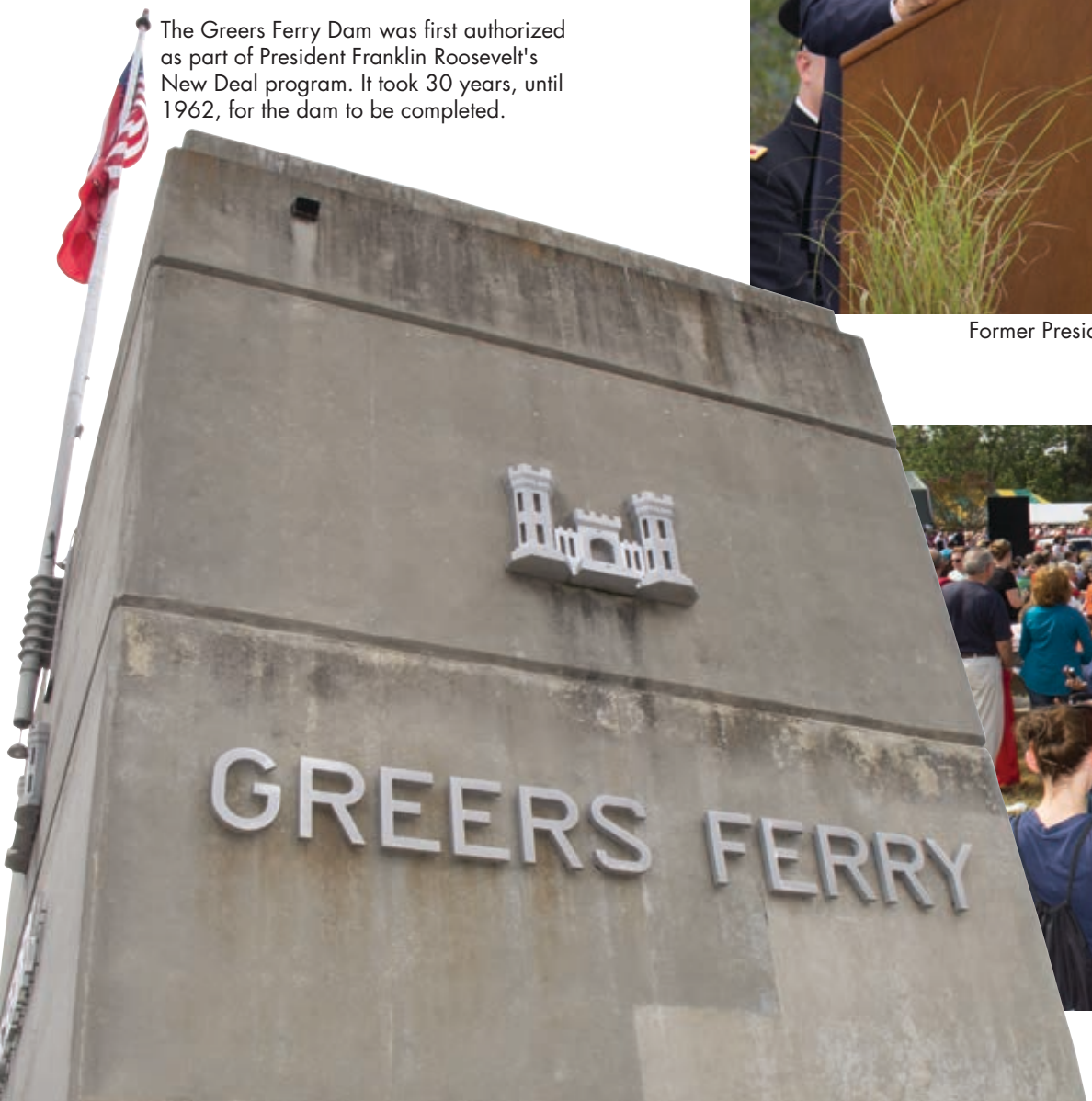

The Greers Ferry Dam was first authorized as part of President Franklin Roosevelt's New Deal program. It took 30 years, until 1962, for the dam to be completed.

Gov. Mike Beebe

by the sense of recreation and all the rest in five, 10, 15 or 20 years. It is a long view."

Clinton, in that spirit, urged our nation's leaders, now locked in their own battle amid a federal government shutdown, to take the long view, find common ground, and "get the show on the road."

Even former Arkansas Gov. Orval Faubus, who was Kennedy's polar opposite politically, found common ground with the President in their mutual support of natural areas, Clinton said.

"This country has had a lot of tough political fights," he said. "This is normal. This is what always shaped America."

Gov. Mike Beebe said that because of the federal shutdown, there was some doubt that the Greers Ferry Dam ceremony would be able to proceed. President Kennedy, he said, praised Arkansas's Congressional delegation, particularly our Congressman from the 2nd District, Wilbur Mills.

"There's some degree of irony today that we are gathered together and that 50 years ago [Kennedy] talked about the influence and the wisdom of our delegation," Beebe said. "And yet today we see a lot of dysfunction in Washington across the board."

Beebe praised all the local officials, business leaders, and volunteers who came together to make the event happen.

"Virtually everyone in this audience and countless thousands of others who are not here have in one form or another benefitted from this dam and benefitted from this project," Beebe said. "I can't tell you how many times I've been on that lake and how many more times I've wished to be on that lake. I can't tell you how many fish I've tried to catch and didn't on the Little Red River."

Heber Springs Mayor Jackie McPherson welcomes the thousands who came to celebrate the 50th anniversary of the dam that has been so important to the city and the region.

Jacksonville mayor a poster child for persistence

By Andrew Morgan, League staff

Jacksonville mayor and the League's 2013-2014 District 2 Vice President Gary Fletcher's career in local politics began almost as soon as he reached voting age.

"My grandparents lived in Conway and I remember going with them to the Faulkner County Courthouse to vote," Fletcher says. "I got intrigued with politics back then."

A high school visit to a city council meeting under then Mayor John Harden sealed the deal. He decided he could be mayor one day, he says.

"I graduated in '73 and when I was old enough to vote, I was actually voting for myself running for city council."

He made his first run for council when he was just 19, and narrowly lost. In the meantime he became very involved in the Jaycees, which gave him both public service experience and helped him overcome his shy nature.

The Little Rock Air Force Base and the city coordinated to put this retired C-130 on display. It symbolizes the long and productive partnership between the base and the city, Fletcher says.

The local roller skating rink was another place where the young future mayor was able to expand his horizons. It's where he met his wife, Glenda. As a shy high schooler, the rink was where he was able to forget about that and cut loose.

"I was a bit of a show-off," Fletcher says. "I had a big old Afro too, so when I'd skate to the music, I'd come down and my hair'd go up, and I'd go up and my hair'd come down. We were in perfect rhythm to the music."

Outside of his political career, he was a longtime subcontractor and later a general contractor. He sometimes misses building homes, he says.

"You get it in your blood," he says. "Sometimes when I don't have anything going on on Saturdays, I'll work in the cabinet shop, go set cabinets in other houses. When you don't have to do it for a living it's fun."

When he was 23 the city council expanded from six members to 10, so he ran again and was elected. He served there from 1978 to 2009 when he succeeded Tommy Swaim as mayor.

"I'm the poster child for persistence," Fletcher says. "I had to run for mayor three times before I got elected. I ran when I was 28 in '82—I was too young. I ran in '86—I was too controversial. I lost that race by a little over 30 votes. And then I ran when I was 55 and too old to cause problems."

The controversy he mentions—it wasn't his Afro, which he had by then cut off to look more grown up, he says— involved Vertac, the infamous Agent Orange producing plant that became a Superfund site. Gov. Bill Clinton wanted to burn it, but Fletcher didn't want to repeal the burn ban ordinance to let that happen. The council ended up repealing the ordinance. In hindsight, Fletcher says,

The park at Reed's Bridge marks the site where Confederate troops fought and held off Union troops on their drive toward Little Rock in August of 1863.

The brand new public safety facility took Jacksonville from *Gunsmoke* to *CSI*. They have unofficially dubbed it "Fort Sipes," after Police Chief Gary Sipes.

the Governor was right. By turning it over it ensured the cleanup was done thoroughly and safely.

He was in third grade in 1963 when President John F. Kennedy was shot and, like most Americans who lived through that time, remembers being affected by the tragedy. A few years later, in eighth grade, Fletcher had a paper route, and he kept up with the 1968 election as he bundled the papers in the early morning hours. He read about Robert F. Kennedy, who was also assassinated in June of that year. He remembers being greatly inspired by his words, particularly when he famously paraphrased playwright George Bernard Shaw and said, "There are those that look at things the way they are and ask, 'Why?' I dream of things that never were and ask, 'Why not?'"

"I didn't realize how much that really impacted me until I was running for mayor. When you're running for office you talk about fixing the things that are wrong. You don't have to fix things that are running right, of course."

One of the key lessons he's learned in his career in office (and in three runs for mayor) is that it's all about the team that surrounds you.

"I have got the best team," Fletcher says. "I will put them up against anybody."

One of the Jacksonville team's greatest recent accomplishments is the completion of the new public safety facility.

"I'm really proud of the police department. It's really turned into a great asset."

The $7 million state-of-the-art facility houses the police department, 911 services, code enforcement, and training/meeting rooms for the departments and the public. It also includes a safe room that can accommodate more than 500 people and withstand an F5 tornado.

"It's raised the professionalism of the department. To see what they had before and what they have now, it's really amazing. They went from *Gunsmoke* to *CSI*."

The city is also excited about its new $3.5 million shooting range, built in partnership with the Arkansas Game and Fish Foundation. Upon completion it will be the largest and most advanced range in the state. Arkansas has the largest youth shooting sports association in the nation, Fletcher says. More than 7,000 young people participate, and the mayor expects all of them will enjoy the new facility, and it will pull shooters in from across the region and even beyond. Word is that the owner of the Bass Pro Shops franchise is also interested in the range after a recent visit to the state.

"He wanted to see it and they brought him out here. When he saw it he apparently said, 'What do I have to do to get my name on this?'"

Fletcher is planning a trip to Springfield, Mo., soon to meet with him about that.

"That could give us national exposure as well."

The new shooting range, built in partnership with the Arkansas Game and Fish Foundation, will be the premier such range in the state and should attract sharpshooters from across the nation.



The Municipal Health Benefit Fund offers quality health care coverage to municipal entities across Arkansas. We are 368 members strong!

For further information, call **(501) 978-6137**.

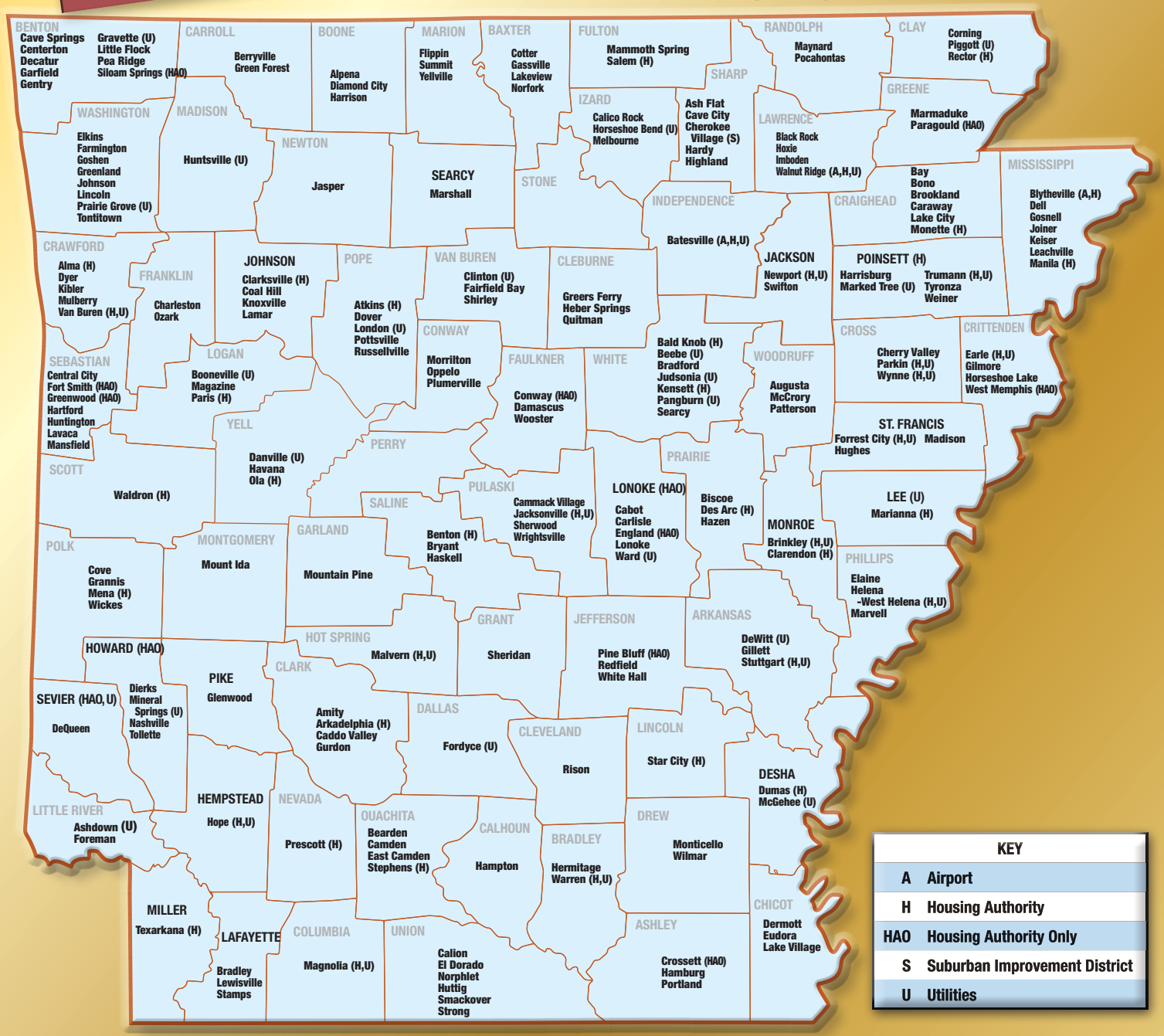

KEY	
A	Airport
H	Housing Authority
HAO	Housing Authority Only
S	Suburban Improvement District
U	Utilities

Other Municipal Entities Covered by MHBF

Argenta Community Development Corp.	North Little Rock
Barton-Lexa Water	Phillips County
Central Arkansas Planning & Development District	Lonoke
Eighth Judicial Drug Task Force	DeQueen
Fifth Judicial District Prosecuting Attorney	Russellville
Fifth Judicial District	Russellville
Grand Prairie/Bayou Two Water	Lonoke and Prairie Counties
Holiday Island Suburban Improvement District	Carroll County
Ladd Water Users Association	Pine Bluff
Lakeview Midway Public Water	Lakeview
Lee County Water Association	Marianna
Local Police & Fire Retirement System	Little Rock
Mena Regional Health System	Mena
Montgomery County Nursing Home	Mount Ida
NE AR Region Solid Waste Management District	Paragould
North Little Rock - Library	North Little Rock
North Little Rock - Sewer/Waste Water	North Little Rock
Northeast Public Water	Mountain Home
Northwest AR Conservation Authority	Rogers
Northwest AR Economic Development District	Harrison
Ozark Mountain Regional Public Water	Diamond City
Ozark Regional Transit	Ozark
SE AR Econconomic Development District	Pine Bluff
Sevier County Water Association	DeQueen
Thirteenth Judicial District Drug Task Force	Camden
Upper SW Regional Solid Waste Management District	Nashville
Western AR Planning & Development District	Fort Smtih
White River Regional Housing	Melbourne
Yorktown Water Association	Star City

Mothers of Angels garden offers peace in Jonesboro park

Jonesboro's Dora Edings knows firsthand the pain of losing a child. Her daughter Angie was killed in an automobile accident in 1977.

"Some teenage boys were drag racing and ran through an intersection," she told the *Jonesboro Sun*. "One of them hit our car and killed her. She was six years old."

It would take Edings many years to be able to even talk about the tragedy with others. That struggle inspired her in 2004 to start Mothers of Angels, a nonprofit organization that offers support to mothers who lose children.

The group recently unveiled the Mothers of Angels Memorial Garden, created to give parents who have lost a child a place to reflect—a place of peace. Located near the entrance of Jonesboro's Craighead Forest Park, the centerpiece of the garden is a statue of a mother.

"She is holding her left hand out having to let her angel go," Edings said, "but then her right hand is over her heart showing she will always be right here in our hearts no matter what."

The garden also features paver bricks featuring the names of children who have died. On Sept. 28 it hosted the fourth annual A Walk to Remember, an event that raises money for Mothers of Angels' efforts. With the proceeds the group provides grave markers for those who cannot afford them, and furnishes blankets, hat and bootie sets, and memory boxes for mothers at St. Bernards Medical Center for mothers who lose babies at birth.

For more information about Mothers of Angels and to contribute, visit mothersofangels.info.

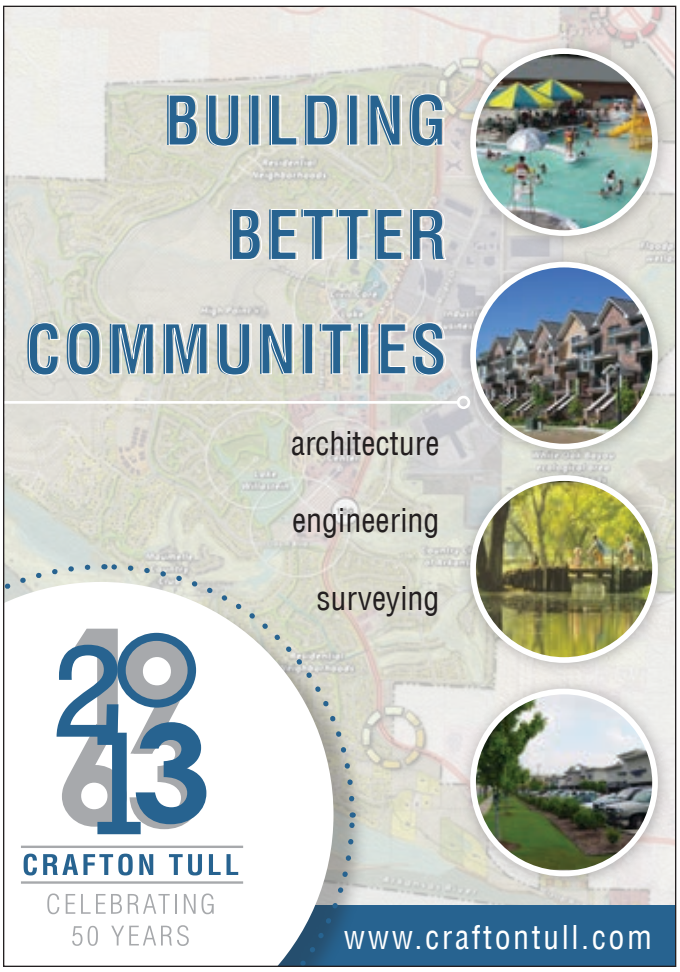

Municipal Notes
From the ARKANSAS MUNICIPAL LEAGUE
2nd & Willow • P.O. Box 38 • North Little Rock, AR 72115 • (501) 374-3484

September 16, 2013

TO: **OFFICERS, EXECUTIVE COMMITTEE AND ADVISORY COUNCILS**
MAYORS, CITY ADMINISTRATORS AND MANAGERS
CITY CLERKS, RECORDERS, AND TREASURERS

FROM: **DON A. ZIMMERMAN, EXECUTIVE DIRECTOR**

SUBJECT: **BUDGET INFORMATION**

The new League governing bodies, which were elected at the Convention or appointed by Mayor Jackie Crabtree of Pea Ridge, League President, met in Stuttgart last month. Several items considered will affect your budget preparations for 2014.

League Service Charge. The Executive Committee retained the current service charge formula. The base charge is $40 plus 35¢ per capita with 7¢ per capita credits, determined on October 1st, for participation in each of the following programs:

Municipal League Defense Program
Municipal Health Benefit Fund
Municipal League Workers' Compensation Trust
Municipal Vehicle Program
Municipal Property Program

Also continued by the Executive Committee was inclusion of membership in the National League of Cities for all our members.

Municipal Legal Defense Program. The Steering Committee for the Municipal Legal Defense Program retained the current service charge formula for 2014. The 2014 charges will range from $1.80 to $5.00 per capita depending upon your municipality's loss experience. The optional drug & alcohol testing program for **non**-Commercial Drivers License (CDL) employees will continue to be available and can be implemented by increasing your MLDP charge by 20¢ per capita.

Municipal Health Benefit Fund. The Board of Trustees made some benefit changes which will be included in the 2014 booklets and will be effective January 1st. The 2014 booklets can be accessed online at www.arml.org/benefit_programs. The Summary Benefit Coverages (SBC) document should have been distributed to participants by now. A Health Seminar will be held at League headquarters on November 7th. If you are not currently participating in the MHBF and would like to receive a proposal for comparative purposes, please advise.

Turnback Estimates. Estimates for general turnback are as follows. The Street Turnback estimate includes proceeds from the new highway ½ cent sales tax and the severance tax.

		2013 (revised)	2014
Street Turnback	-	$52.00 per capita (up from $50.00)	$62.00 per capita
General Turnback	-	$16.30 per capita (up from $16.15)	$15.20 per capita
Total Turnback	-	$68.30 per capita	$77.20 per capita

APERS Cost. For those municipalities participating in the Arkansas Public Employees Retirement System (APERS), the employer contribution has been tentatively set to decrease from 14.88% to 14.75% effective July 1, 2014. Final action will be taken in November.

We hope this information will be of assistance to you as you begin your budget preparations for 2014.

GREAT CITIES MAKE A GREAT STATE

Time To Levy Property Taxes

City and town councils may levy general property taxes of up to five mills on the dollar (Ark. Const. art. 12 § 4; ACA 26-25-102 and 103). ACA 14-14-904(b) requires the Quorum Court to levy the county, municipal and school taxes at its regular meeting in November of each year. ACA 26-73-202 requires the city or town council on or before the time fixed by law for levying county taxes to certify to the county clerk the rate of taxation levied by the municipality. ACA 14-14-904(b) establishes the November meeting of the Quorum Court as the time to levy those taxes.

In other words, the governing body of the city or town must levy and certify its property tax to the county court every year prior to the November meeting of the Quorum Court. As the Attorney General has explained, the "millage is an annual levy, and failure to levy by the required date results in a millage of zero for the following year." (Ark. Op. Atty. Gen. No. 91-044; citing Ark. Op. Atty. Gen. No. 85-5.)

The bottom line: If your city or town wishes to collect property taxes for the following year, make sure that council approval and certification to the county clerk occur prior to the November meeting of the Quorum Court. It would be advisable to have this done at the council's October meeting at the latest.

Save the Date

Special Property Meeting

Municipal Property Program
December 4, 2013 • 10:30 a.m.
League Headquarters

ANNOUNCING...

The 2013-2014 Voluntary Certified Continuing Education Program

The League's Voluntary Certified Continuing Education Program continues in 2013 with a series of workshops covering topics helpful to municipal leaders. The first 3 years of workshops were a great success and drew capacity crowds to cover issues such as municipal finance and budgeting, personnel matters and municipal operations.

Who? For Arkansas mayors, aldermen, city directors, city managers, city clerks, clerk/treasurers, city recorders and recorder/treasurers.

What? The certification plan is voluntary, approved by the Executive Committee, and consists of 21 credit hours of topics.

Why? To increase the knowledge of local officials on how cities and towns function and equip them with the leadership skills needed to meet the challenges of the 21st Century.

When? The next workshop is focused on Human Resource & Personnel Matters. The workshop will be held October 15 or 16, 2013, from 9AM to 3PM.

Where? Arkansas Municipal League headquarters, 301 W. Second Street, North Little Rock.

Schedule and topics to be covered:

- Employment Law, The Hiring Process, Job Description, Interviewing, Discipline and Discharge and many other HR related topics.

*For those city officials who have completed the 21 hours of core curriculum, you must obtain 6 hours of continuing education to maintain your certification status. The required 6 hours must be gained by attending 3 hours of Continuing Education offered at the Winter Conference and Annual Convention.

For more information on the Certification Program, contact Ken Wasson at 501-374-3484 Ext. 211, or email kwasson@arml.org.

The League now offers online registration for meetings and seminars. We hope you enjoy the added convenience.

Look for registration invites sent to your email address. A unique email address is required. Submit your email address to info@arml.org.

REGISTER ONLINE

Arkansas State Aid Street Committee

P.O. Box 38 • North Little Rock, Arkansas 72115-0038
Phone: (501) 569-2346 • Fax: (501) 569-2348 • www.CityStreet.ar.gov

State Aid Street Committee Members

Mike Gaskill
Chairman
Paragould

Jerry Boen
Vice Chairman
Lamar

Chris Claybaker
Camden

Tab Townsell
Conway

Shane Kilgore
Jasper

Harold Perrin
Jonesboro

JoAnne Bush
Lake Village

Mark Stodola
Little Rock

Doug Sprouse
Springdale

October 4, 2013

Dear Fellow Municipal Officials:

As you know, Arkansas Code Title 27, Chapter 72, Subchapter 4 established the State Aid Division within the Arkansas State Highway and Transportation Department (AHTD). As such, AHTD administers the State Aid City Street Program which was created for municipal street improvement across the state. As chairman of the State Aid Street Committee, I want you to be aware of the latest changes pertaining to this Program.

At our September 19 meeting, the State Aid Street Committee finished adopting a proposed set of criteria by which each project will be judged. The project criteria include:

- To qualify for grants, roadway conditions for overlays must be rated as Fair, Fair to Poor or Poor;
- Grant awards are capped at $250,000 per municipality per project request per submittal. If bids exceed the cap, the city must agree to pay the overage amount or scale back the project;
- Projects requiring design work will not be considered until the engineering has been completed;
- Grant awards for less than $250,000 but whose bid amounts were 10 percent higher than the approved estimated cost are required to come back to the Committee for approval;
- Cities may apply for a grant annually but priority will be given to those cities with no previously funded project.

To date, the State Aid Street Committee has approved 37 projects totaling just under $8.4 million. All of the projects will be completed in the fourth quarter of 2013. For 2014, more than $18 million will be available to cities and towns for street improvement projects. An updated Procedures for Development of State Aid Construction Projects for Cities will be available soon and the new set of criteria will be included. Also, a website for the State Aid Street Program is under construction at this time. The web address will be www.citystreet.arkansas.gov and should be operational in about two months.

I encourage each of you to submit projects to the Committee. To do so, send applications to the Committee in care of the Arkansas Municipal League, Attn: Sheila Boyd, P.O. Box 38, North Little Rock, AR, 72115. If you have questions about the Program, please contact Steve Napper, David Mayo, or me.

Steve Napper, Attorney for the State Aid Street Committee—snapper@aristotle.net or 501-378-7755

David Mayo, AHTD State Aid Engineer—david.mayo@arkansashighways.com or 501-569-2346

Mike Gaskill, Committee Chairman—mike.gaskill@paragouldcity.org or 870-239-7510

Very Truly Yours,

Mike Gaskill, Committee Chairman
Mayor of Paragould

Jonesboro spreads the word of Great Cities Great State initiative

Mayor Harold Perrin and the city of Jonesboro didn't waste any time getting the word out about our Great Cities Great State educational initiative. How has your city used the materials available at greatcitiesgreatstate.com to share our message?

By Sherman Banks

Jonesboro is taking a proactive role with the statewide educational initiative the Arkansas Municipal League has undertaken to help our municipalities tell the story about the work each city and town is doing for their citizens on a daily basis. Jonesboro Mayor Harold Perrin and the city launched the Great Cities Great State educational initiative three weeks ago to reach out to its citizenry about the services being provided by their city.

Perrin is very pleased with the initiative, he said, because for the first time there is an avenue for city government to showcase the services being provided by the city for the betterment of the community. The educational initiative is an excellent way to reach out to your community and speak positively about city services that enhance our quality of life. By using all the media available to you—posters, photos, television spots, and more—you can keep the public informed about important and sometimes overlooked city services.

Here are some of the ways Jonesboro has already utilized the initiative outreach materials—all available at our microsite greatcitiesgreatstate.com—in the weeks since its launch:

- The city has printed the full-color Great Cities Great State posters and placed them in the lobby of city hall, in city parks, and on billboards throughout the city.
- The city has partnered with local television station KAIT to share the information. The station is running the 60- and 30-second public service announcements, which, along with the full three-minute video are all downloadable at the microsite.
- Jonesboro is also running the PSAs throughout the day on its own public access channel.

Perrin will be sharing the initiative's message at several upcoming speaking engagements as well, he said. He'll be the keynote speaker at a St. Bernard Hospital regional training retreat on Nov. 3 at which he'll share content from the initiative. He also plans to share the Great Cities Great State message at his next series of meetings in each of the city's six wards. Perrin also plans to help the message "go viral" through the city's social media outlets like Facebook and Twitter.

If you haven't yet visited greatcitiesgreatstate.com, do so today so you can begin downloading and sharing the message in your city or town.

Have you come up with a unique way to share the deliverables of the Great Cities Great State educational initiative in your municipality? Email us at citytown@arml.org and let us know.

Contact Sherman Banks at 501-374-8493, email sbanks@aristotle.net, or write to P.O. Box 165920, Little Rock, AR 72216.

Sunday 3:15 pm
Visit GreatCitiesGreatState.com to access the deliverables created for the League's Great Cities Great State Educational Initiative. We urge you to take advantage of the materials to highlight the great, behind-the-scenes work our cities and towns do to improve the quality of life for your citizens.
THIS MOMENT BROUGHT TO YOU BY YOUR HOMETOWN.
You promised to take your daughter swimming on the weekend. So all week long, she's looked forward to it. And we helped you keep your promise. Whether it's making sure the potholes are filled on your drive there, or designing a city park, complete with a swimming pool. A better life starts in the city limits. From small towns to big cities, Arkansas's municipal communities improve our quality of life, every day.
Great Cities Make a Great State.
ARKANSAS MUNICIPAL LEAGUE
GREAT CITIES MAKE A GREAT STATE
greatcitiesgreatstate.com

2014 Winter Conference

John Q. Hammons Center, Rogers, AR

January 29-31, 2014

REGISTRATION

Registration and payment must be received in League office by Friday, December 31, 2013, to qualify for advance registration.

Advance registration for municipal officials $150
Registration fee after **December 31, 2013**, and on-site registration for municipal officials. $175
Spouse/guest registration $75
Child registration $75
Other registrants $200

- Registration will be processed **ONLY** with accompanying payment in full. Make checks payable to the Arkansas Municipal League.
- Registration includes meals, activities and a copy of ***Handbook for Arkansas Municipal Officials, 2013-2014 edition***.
- No daily registration is available.
- Registration must come through the League office. No telephone registrations will be accepted.
- **No refunds after December 31, 2013**.
- Cancellation letters must be postmarked by **December 31, 2013**.

HOTEL RESERVATION

Hotel Room Rates

Embassy Suites (headquarters hotel)		
Single/Double	$129	Check-in 3 p.m.
Holiday Inn & Suites		
Single/Double	$122/$132	Check-in 3 p.m.
Staybridge Suites		
Single/Double	$122/$132	Check-in 3 p.m.
Hyatt Place		
Single/Double	$129	Check-in 3 p.m.

- Cut-off date for hotel reservations is **December 31, 2013**.
- Rooms in Rogers are subject to an 13.5% percent tax. Check out time is 12 noon.
- Rooms will be held until 6 p.m. and then released unless guaranteed by credit card.
- Contact the hotel directly to make changes or cancellations in hotel accommodations.
- Hotel confirmation number will come directly from the hotel.
- Please check on cancellation policy for your hotel.

TWO WAYS TO REGISTER

1 Register online at www.arml.org and pay by credit card.

OR

2 Complete the steps and **mail with payment** to:
ARKANSAS MUNICIPAL LEAGUE
Attn: 2014 Winter Conference
P.O. Box 38
North Little Rock, AR 72115-0038

Step 1: Delegate Information

☐ I am a newly elected official.

Name: .....

Title: ..... City of: .....

Address: ..... Email: ..... (required)

City: ..... State: .... Zip: ..... Telephone: .....

Spouse/Guest will attend: ☐ Yes ☐ No Name: .....

Children will attend: ☐ Yes ☐ No Name(s): .....

Step 2: Payment Information

- **WHAT IS YOUR TOTAL?** (see opposite page for fees)

☐ Advance Registration $150 ☐ Regular Registration $175 ☐ Spouse/Guest $75 ☐ Child $75 ☐ Other Registrants $200 Total $_____

- **HOW ARE YOU PAYING?**

☐ **Check**

Mail payment and form to:
Arkansas Municipal League
2014 Winter Conference
P.O. Box 38
North Little Rock, AR 72115

☐ **Credit Card** Complete information below and send to address above.

Credit Card: ☐ Visa ☐ MasterCard

Card Number: __ __ __ __ — __ __ __ __ — __ __ __ __ — __ __ __ __ Exp. Date: __ __ /20__ __

Card Holder Name (as it appears on card): .....

Billing address (as it appears on statement): .....

City: ..... State: .... Zip: ..... Telephone: .....

E-mail address **(required for credit card payment)** .....

Step 3: Hotel Reservations

To obtain hotel reservations, registered delegates must directly contact participating hotels listed below. Please mention that you are with the Arkansas Municipal League to get the negotiated hotel rate.

Embassy Suites	3303 Pinnacle Hills Parkway, Rogers, AR 72758	Reservations: 479-254-8400
Holiday Inn & Suites	1803 South 52nd Street, Rogers, AR 72758	Reservations: 479-845-1300
Staybridge Suites	1801 South 52nd Street, Rogers, AR 72758	Reservations: 479-845-5701
Hyatt Place	610 W Walnut Street, Rogers, AR 72756	Reservations: 479-633-8555

RICE SIGNS

Your Leader In Transportation Safety

- Traffic Signs
- Roll-Up Construction Signs
- Sign Stands
- Traffic Cones & Barricades
- Custom Street Name Signs
- Sign Posts & Hardware

Free Traffic Sign Catalog:

Call 888-728-7665

- or -

Visit www.RiceSigns.com

Contact Us / Bids / Quotes:

Toll-Free: 888-728-7665

Fax: 877-546-6165

Email: sales@RiceSigns.com

Web: www.RiceSigns.com

Municipal Property Program

Your Municipal Property Program offers broad coverage for your municipal property. The limits of coverage are $250 million per occurrence per member for damages from fire, windstorm and other incidents in excess of $5,000.

Coverage is $50 million for losses exceeding $100,000 on earthquakes and flooding.

The Municipal Property Program's current rates are listed below.

A Municipal Property Program meeting will be held at League headquarters on December 4, 2013 at 10:30 am to consider rates for 2014.

FIRE CLASS I	—	.0021	X	covered value	=	Premium
FIRE CLASS II	—	·0022	X	covered value	=	Premium
FIRE CLASS III	—	·0023	X	covered value	=	Premium
FIRE CLASS IV	—	·0024	X	covered value	=	Premium
FIRE CLASS V	—	·0025	X	covered value	=	Premium
FIRE CLASS VI	—	·0026	X	covered value	=	Premium
FIRE CLASS VII	—	·0027	X	covered value	=	Premium
FIRE CLASS VIII	—	·0028	X	covered value	=	Premium
FIRE CLASS IX	—	·0029	X	covered value	=	Premium
FIRE CLASS X	—	.003	X	covered value	=	Premium

For more information, call Linda Montgomery at League headquarters, 501-978-6123 or 501-374-3484, Ext. 233.

Join the movement to end texting while driving

According to the National Safety Council, texting and driving causes more than 100,000 car crashes on roadways across America each year. These numbers add up to one simple solution: Never text and drive—It can wait.

To put an end to texting and driving, AT&T launched the It Can Wait campaign, which the Arkansas Municipal League is proud to be a part of. Today, more drivers than ever recognize the dangers of texting while driving, but continue to engage in this risky behavior.

AT&T held a "Drive 4 Pledges Day" on Sept. 19 to encourage municipalities to adopt the It Can Wait campaign. They ask for every driver to join us in making a personal commitment not to text and drive and recruiting others to do the same. To succeed in making texting and driving a thing of the past, we're going to need everybody's help.

Why should you participate? Cities and states across the country are enacting laws to discourage texting while driving and educating their citizens about this behavior. The It Can Wait campaign resonates with the public. It Can Wait not only helps change people's opinion on texting while driving, it helps change their behavior. AT&T has partnered with more than 200 organizations because it knows that It Can Wait is a movement that helps make our communities safer.

If you're not convinced, consider the results of a recent survey of teen drivers that ConnectSafely.org and AT&T conducted. The survey found 78 percent said they're likely not to text and drive if friends tell them it's wrong. Furthermore, 90 percent said they would stop texting while driving if a friend in the car asked them to, and 93 percent said they would stop if a parent in the car asked. Think of the impact an entire city can have.

How can you get involved? Announce your city's adoption of the It Can Wait campaign. Encourage your citizens to take a pledge not to text and drive by texting ARPLEDGE to 464-329. Campaign materials are available for download at arkansas.att.com and you are encouraged to visit and register on AT&T's Advocate website for even more information and resources.

For more ideas on how to get involved and information about texting and driving, visit ItCanWait.com.

Little Rock Mayor Mark Stodola, along with representatives from AT&T, local and state law enforcement, members of Americorps, and other business and community partners, took the It Can Wait pledge at the campaign's official kick-off Sept. 19 in front of the Clinton Presidential Center.

"Lighting Accounts for 20% or More of the Energy Use in Buildings"

US Department of Energy

LEEP into **$AVINGS**

*With **LSCO**'s **L**ighting **E**nergy **E**fficiency **P**rogram*

At **LSCO**, our Goal is to Provide ***$elf-Funded*** Energy Efficiency Improvements

☑ *Up to **75%** of the project cost may be offset through available utility rebates*
☑ *Access to financing to fund the balance -- Verified energy savings offset project funding*

LEEP SERVICES

Lighting Audit	*Interior and Exterior*
Comprehensive Design	*Lighting & Other Qualifying Energy Efficiency Improvements*
Turnkey Services	*Design, Materials, Installation, Measurement & Verification*

LEEP IN!

Contact: Buddy Hain (501) 519-1081 / bhain@lsco-indianco.com

ENTERGY SOLUTIONS
AN ENTERGY ARKANSAS PROGRAM

Participating Contractor:

LSCO

Arkansas Based Company Since 1994
Arkansas Registered Minority Company – American Indian and Woman Owned

Thrivability

growing sustainable communities

2nd Annual Sustainable Communities Leadership Summit
Oct. 15-17, 2013
Wyndham Hotel, North Little Rock, Ark.

Sustainability - By the Numbers

$92M: Money available in energy efficiencies rebates
92%: Corporate executives who consider sustainability in location decisions
100,000: Number of renewable energy jobs that could be created in rural Arkansas
12+: Number of mayors speaking about local best practices
$0: Down payment needed for municipal LED lighting retrofits

Learn how to create jobs, build consensus, save taxpayers money, attract investment and enhance your community's quality of life!

Register today: regonline.com/ASCsummit

UNIVERSITY OF ARKANSAS
SAM M. WALTON COLLEGE OF BUSINESS

No reason not to get vaccinated for the flu

Deipti Trehun, M.D.

If there's a way to avoid getting sick, most people would choose to take whatever preventive measures necessary. But it's surprising to know how many people choose not to get the flu vaccine each year, with more than 60 percent of American adults choosing not to get a flu vaccination last year.

What is the flu?

The flu is a contagious respiratory illness that infects the nose, throat and lungs. Those who have the flu will experience fever, coughing, sore throat, runny nose, and muscle aches. The flu virus spreads by droplets made when people with the flu cough, sneeze or talk. People may be passing on the flu before they even know they are sick. Most healthy adults can infect others beginning one day before symptoms begin and then up to seven days after becoming sick.

The influenza vaccine is recommended for all individuals aged six months and older. Priority is given to high-risk patients such as those with underlying medical problems and their contacts. This would include immunosuppressed patients, patients with lung disease, heart disease, diabetes, kidney disease, liver disease, and neurological problems such as cerebral palsy, mental retardation, epilepsy, and stroke. It also includes children aged six months to four years, pregnant patients, patients older than 50 years, nursing home patients, and health care personnel.

It is important to get the vaccination as influenza can cause complications such as pneumonia, cardiac complications, encephalitis, meningitis, myositis, or rhabdomyolysis.

If getting a flu shot is so important, why don't more people do it? Here are some common myths about the flu vaccine that shouldn't keep you from getting protected:

- You can catch the flu from the vaccine—The vaccine is made from an inactivated virus that can't transmit infection. People who get sick after receiving a flu vaccination were going to get sick anyway. Side effects from the vaccine can sometimes be misinterpreted as mild flu symptoms. Also, the flu coincides with the time of year many people catch colds or other respiratory illnesses.
- Healthy people do not need a flu vaccine—The flu vaccine is more strongly recommended for people who have chronic illnesses, but healthy people also can benefit from being vaccinated. Flu shots also are recommended for healthy people who might spread the virus to others who are particularly susceptible, like health care workers or those working with young children.
- A flu shot is not necessary every year—The flu vaccine is different than most vaccines in that it doesn't offer long-lasting protection. Dominant strains of the flu change every year, so researchers develop a new vaccine annually to meet those needs.
- The flu is just a bad cold—Influenza can cause bad cold symptoms, but in the United States alone 36,000 people die from it each year. The flu causes about as many deaths as the number of women killed by breast cancer annually. More than 200,000 are hospitalized each year from the flu.

When to get vaccinated

The peak flu season typically begins in October and runs through May. The best time to get a flu shot is in September or October. It takes approximately two weeks for the flu shot to be most effective. You can still get the flu shot in November, December or later, since the flu season lasts well into spring. But the earlier you get the vaccine, the more likely you are to keep free of the flu this year.

Deipti Trehun, M.D. is Assistant Professor, Department of Family and Preventive Medicine College of Medicine, University of Arkansas for Medical Sciences (UAMS).

CALENDAR

HR and Personnel Matters
Voluntary Certified Continuing Education Program
October 15 or 16, 2013
301 W. Second Street
North Little Rock

Health and Wellness Seminar
November 7, 2013
301 W. Second Street
North Little Rock

National League of Cities
2013 Congress of Cities & Exposition
Wednesday-Saturday
November 13-16, 2013
Washington State Convention Center
Seattle, WA

Arkansas Municipal League
2014 Winter Conference
Wednesday-Friday
January 29-31, 2014
John Q. Hammons Convention Center
Rogers, AR

National League of Cities
2014 Congressional City Conference
Saturday-Wednesday
March 8-12, 2014
Washington, D.C.

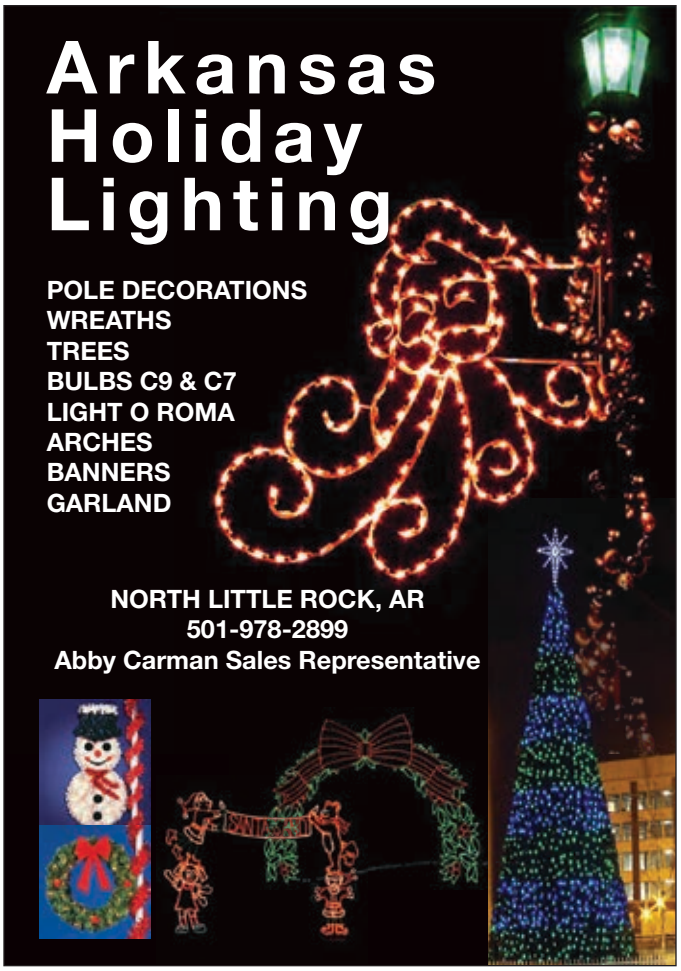

Small changes, big impact

By Alison Litchy

It's hard to find a municipality without a tight budget these days, but that doesn't mean improvements can't be made. There are many opportunities for low-cost improvements, such as beautifying the entrance of public areas, the city or town, or even your own home. Something as simple as a couple of trees can change the look and feel of an area. There are several organizations that are available to help improve your local environment. You want to give your town a welcoming atmosphere to encourage visitors to stay longer and spend money in your local shops, and implementing some of these small projects can make a big impact.

One example of a group that improves our cities and towns across the state is the Master Gardener program. They have examples of how people can improve the green space all over the state. Vilonia, with a population of 3,815 is an example of how a group of people can make a difference. The Vilonia Library in the heart of the city is a very visible Master Gardener project. The Master Gardeners have livened up the local library and placed a small planting with a big impact. This project started back in 1998 and has been maintained each year by two of the original Master Gardeners for the project, Kay Loyd and Mary Wells. What better way to support the gardeners' cause and to help educate the public than to give a facelift to the local libraries? And Vilonia is just one of several that they care for.

The species that were planted along with the irrigation that was installed all started from a letter they had submitted to the Friends of the Library. They received $1,000 to start it off, and have maintained it each year. As with most projects, it adapts and changes over time. Recently, the backside of the building became visible due to surrounding development, so now they will be adding a butterfly garden in the back that will include woody species as well. Mary Wells said, "Our library crew works hard to have it looking great at all times and we are excited about the new butterfly garden soon to be planted with native species that are hosts for many caterpillars which become butterflies!" All species are labeled for the public. Be sure to check out their projects and other projects near where you live.

Fort Smith, even with a much larger population of 87,182, has a similar situation. The Fort Smith Rotary Club decided to take on the responsibility for the beautification to one of the main entrances into the city. With the simple mission statement, "Service above self," they do just that. They dedicate countless hours to help improve Fort Smith each year. The city did not have funding to support the project but gave full support to the idea. It took some time, but they got approval, raised money, and found partners to help them out. They also worked together with the city and were able to get workers and equipment donated to install the trees they had purchased. Through their teamwork, they were able to add about 30 trees to the most used interchange in Fort Smith at I-540 and Rogers Avenue. They carefully selected species that would withstand the harsh conditions of the interchange. They continue to maintain these trees and volunteers come and water them in the dry months.

Volunteers help maintain the landscaping that makes the library in Vilonia a more beautiful and inviting public space.

Ken Efurd, who led the project for Rotary, said, "This was a great partnership for Rotary and the city Parks Department as well as our other supporters, Arvest, Guest Reddick, and UA Fort Smith. I have every reason to believe that our club will be responsible for the beautification of more of our gateway intersections."

Without people willing to put in the time to make a difference, none of these types of projects would ever happen. As the town improves, more organizations are being created to improve Fort Smith. Positive change can be contagious.

Do you want to make a difference but have trouble finding the time? You can always make a donation to a cause that you support or simply add a tree in your own yard or local park. If you can find the time, volunteering is a very rewarding experience. There are many organizations to join, and be sure to check for a local tree board too. Contact your local city offices to find out what you can do. Change is a powerful thing. All it takes is one person to make a difference.

Alison Litchy is urban forestry partnership coordinator with the Arkansas Forestry Commission. Call Alison at 501-984-5867 or email alison.litchy@arkansas.gov.

Fairs & Festivals

Oct. 18-20, **HARDY**, 3rd Hardy Mountain Man Rendezvous & Festival, 870-291-7096

Oct. 19, **BLYTHEVILLE**, 33rd Championship Chili Cook-off, 870-763-7522; **HUMPHREY**, Humphrey Fall Festival, 870-873-4615; **OZARK**, 41st Old Fashion Square Gathering, 479-667-5337

Oct. 23-27, **EUREKA SPRINGS**, 66th Ozark Folk Festival, 479-253-7333, www.theaud.org

Oct. 25-26, **LAKE VILLAGE**, 17th Lake Chicot Fall Festival, 870-265-5997, lakevillagechamber.org

Oct. 26, **CORNING**, 27th Corning Harvest Festival, 870-926-1188; **HAZEZN**, 37th Grand Prairie Rice Festival, 870-255-3042; **MAGNOLIA**, 4th Fall Festival & Chili Cook-off, 870-234-4352; **RUSSELLVILLE**, 22nd Downtown Fall Festival & Chili Cook-off, 479-967-1437, www.mainstreetrussellville.com

Oct. 26-27, **MOUNTAIN VIEW**, 31st Beanfest

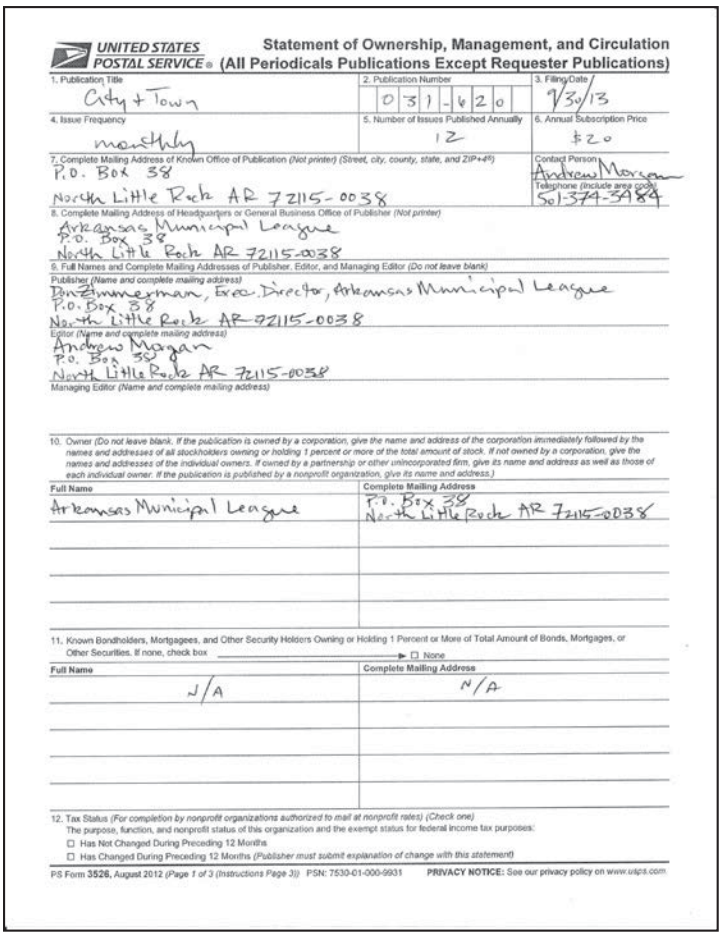

UNITED STATES POSTAL SERVICE® **Statement of Ownership, Management, and Circulation (All Periodicals Publications Except Requester Publications)**

1. Publication Title	2. Publication Number	3. Filing Date
City + Town	0 3 1 - 6 2 0	9/30/13
4. Issue Frequency	5. Number of Issues Published Annually	6. Annual Subscription Price
monthly	12	$20

7. Complete Mailing Address of Known Office of Publication (Not printer) (Street, city, county, state, and ZIP+4®): P.O. Box 38, North Little Rock AR 72115-0038 — Contact Person: Andrew Morgan, Telephone (Include area code): 501-374-5484

8. Complete Mailing Address of Headquarters or General Business Office of Publisher (Not printer): Arkansas Municipal League, P.O. Box 38, North Little Rock AR 72115-0038

9. Full Names and Complete Mailing Addresses of Publisher, Editor, and Managing Editor (Do not leave blank)

Publisher (Name and complete mailing address): Bill Zimmerman, Exec. Director, Arkansas Municipal League, P.O. Box 38, North Little Rock AR 72115-0038

Editor (Name and complete mailing address): Andrew Morgan, P.O. Box 38, North Little Rock AR 72115-0038

Managing Editor (Name and complete mailing address):

10. Owner (Do not leave blank. If the publication is owned by a corporation, give the name and address of the corporation immediately followed by the names and addresses of all stockholders owning or holding 1 percent or more of the total amount of stock. If not owned by a corporation, give the names and addresses of the individual owners. If owned by a partnership or other unincorporated firm, give its name and address as well as those of each individual owner. If the publication is published by a nonprofit organization, give its name and address.)

Full Name	Complete Mailing Address
Arkansas Municipal League	P.O. Box 38, North Little Rock AR 72115-0038

11. Known Bondholders, Mortgagees, and Other Security Holders Owning or Holding 1 Percent or More of Total Amount of Bonds, Mortgages, or Other Securities. If none, check box → ☐ None

Full Name	Complete Mailing Address
N/A	N/A

12. Tax Status (For completion by nonprofit organizations authorized to mail at nonprofit rates) (Check one)
The purpose, function, and nonprofit status of this organization and the exempt status for federal income tax purposes:
☐ Has Not Changed During Preceding 12 Months
☐ Has Changed During Preceding 12 Months (Publisher must submit explanation of change with this statement)

PS Form 3526, August 2012 (Page 1 of 3 (Instructions Page 3)) PSN: 7530-01-000-9931 **PRIVACY NOTICE:** See our privacy policy on www.usps.com

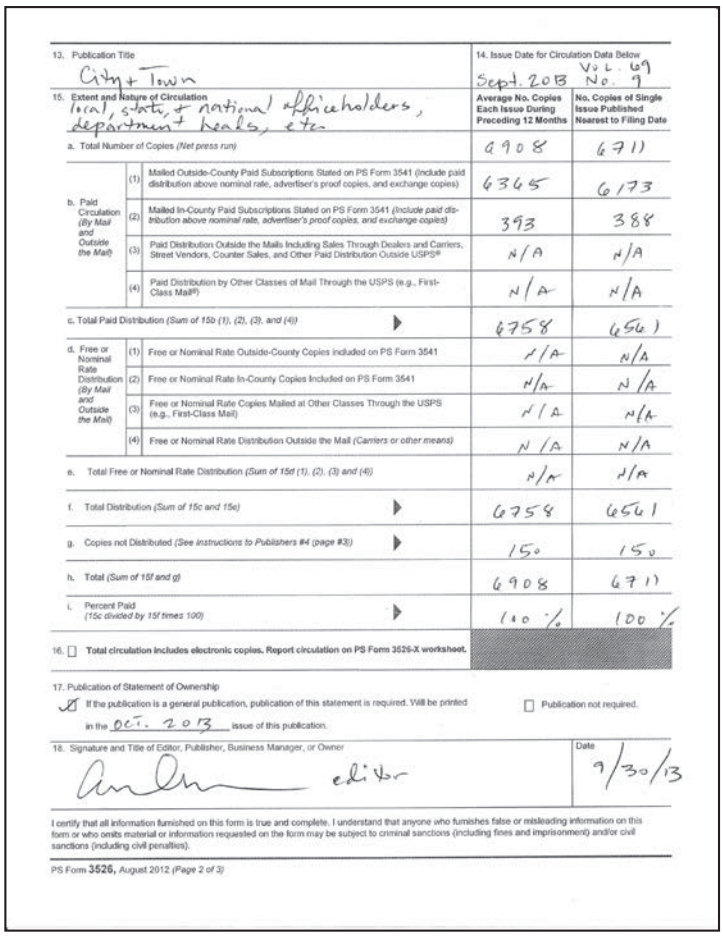

13. Publication Title	14. Issue Date for Circulation Data Below
City + Town	Sept. 2013 Vol. 69 No. 9

15. Extent and Nature of Circulation (local, state, + national officeholders, department heads, etc.)		Average No. Copies Each Issue During Preceding 12 Months	No. Copies of Single Issue Published Nearest to Filing Date
a. Total Number of Copies (Net press run)		6908	6711
b. Paid Circulation (By Mail and Outside the Mail)	(1) Mailed Outside-County Paid Subscriptions Stated on PS Form 3541 (Include paid distribution above nominal rate, advertiser's proof copies, and exchange copies)	6365	6173
	(2) Mailed In-County Paid Subscriptions Stated on PS Form 3541 (Include paid distribution above nominal rate, advertiser's proof copies, and exchange copies)	393	388
	(3) Paid Distribution Outside the Mails Including Sales Through Dealers and Carriers, Street Vendors, Counter Sales, and Other Paid Distribution Outside USPS®	N/A	N/A
	(4) Paid Distribution by Other Classes of Mail Through the USPS (e.g., First-Class Mail®)	N/A	N/A
c. Total Paid Distribution (Sum of 15b (1), (2), (3), and (4)) ▶		6758	6561
d. Free or Nominal Rate Distribution (By Mail and Outside the Mail)	(1) Free or Nominal Rate Outside-County Copies included on PS Form 3541	N/A	N/A
	(2) Free or Nominal Rate In-County Copies Included on PS Form 3541	N/A	N/A
	(3) Free or Nominal Rate Copies Mailed at Other Classes Through the USPS (e.g., First-Class Mail)	N/A	N/A
	(4) Free or Nominal Rate Distribution Outside the Mail (Carriers or other means)	N/A	N/A
e. Total Free or Nominal Rate Distribution (Sum of 15d (1), (2), (3) and (4))		N/A	N/A
f. Total Distribution (Sum of 15c and 15e) ▶		6758	6561
g. Copies not Distributed (See instructions to Publishers #4 (page #3)) ▶		150	150
h. Total (Sum of 15f and g)		6908	6711
i. Percent Paid (15c divided by 15f times 100) ▶		100 %	100 %

16. ☐ **Total circulation includes electronic copies. Report circulation on PS Form 3526-X worksheet.**

17. Publication of Statement of Ownership
☑ If the publication is a general publication, publication of this statement is required. Will be printed in the Oct. 2013 issue of this publication. ☐ Publication not required.

18. Signature and Title of Editor, Publisher, Business Manager, or Owner: editor — Date: 9/30/13

I certify that all information furnished on this form is true and complete. I understand that anyone who furnishes false or misleading information on this form or who omits material or information requested on the form may be subject to criminal sanctions (including fines and imprisonment) and/or civil sanctions (including civil penalties).

PS Form 3526, August 2012 (Page 2 of 3)

Making sense of labor force participation rates

By Dr. Michael Pakko

The most commonly cited measure of labor market conditions is, of course, the unemployment rate, the ratio of number of employed to the number of labor force participants. But the unemployment rate doesn't always provide a complete picture of the situation. During the recent recession and recovery, for example, labor force participation has fallen sharply, and unlike unemployment rates, participation rates have shown little sign of recovery. (Formally, the participation rate is defined as the ratio of the civilian labor force [employed plus looking for work] to the population [civilian non-institutional population 16 years of age and older]. All statistics in this article are based on those definitions of the labor force and population.)

One of the reasons that the unemployment rate can give misleading signals is the fact that its denominator—the labor force—depends on labor force participation, and is therefore subject to independent movements. For example, when labor market conditions are weak and jobs are scarce, job-seekers sometimes become discouraged and stop seeking employment altogether. When this happens, they are considered to have left the labor force altogether and the unemployment rate might decline, even though the discouraged workers might more appropriately be classified as unemployed. There is some evidence that this has happened during the slow economic recovery.

Trends in overall labor force participation rates for Arkansas and the U.S. are illustrated in the accompanying chart. From the start of the recession to the month of peak unemployment for the nation (October 2009), the U.S. participation rate declined by one full percentage point (from 66.0 percent to 65.0 percent). Over the same period, the participation rate in Arkansas declined by two percentage points (from 62.8 percent to 60.8 percent). Since then, participation rates have fallen

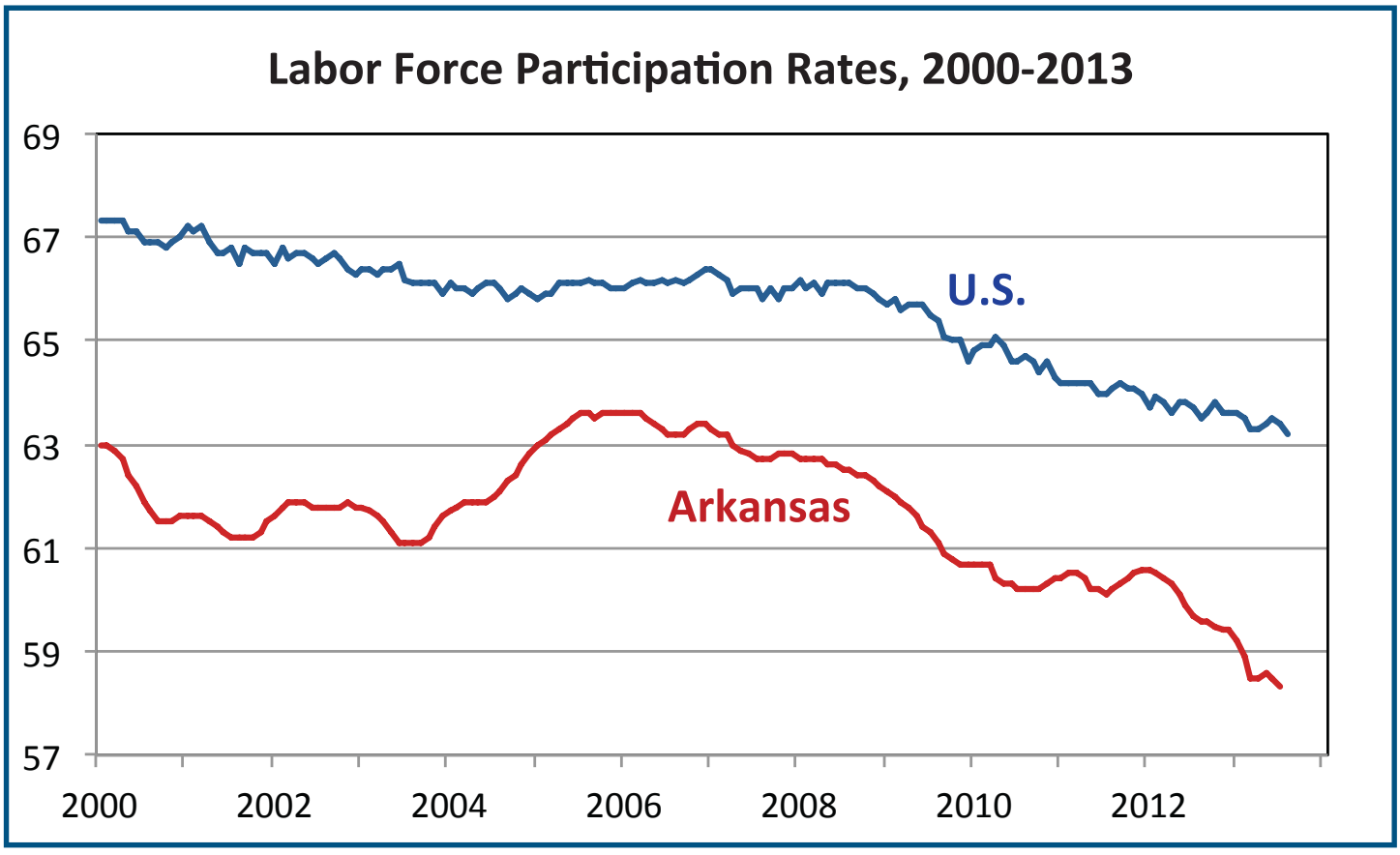

Source: U.S. Bureau of Labor Statistics

even further. By July of 2013, the participation rate for the U.S. was 63.2 percent, and the participation rate for Arkansas was 58.3 percent. Cumulatively, these rates represent declines of 2.8 and 4.5 percentage points, respectively. A puzzling and troubling feature of the chart is the rapid decline in the Arkansas participation rate in 2012 and thus far in 2013.

Suppose that 100 percent of the decline in labor force participation since the start of the recession was due to discouraged workers leaving the labor force. If all of those individuals were counted as unemployed, the current unemployment rate for the nation would be 11.1 percent. In Arkansas, the unemployment rate would be over 14 percent. These numbers are certainly alarming, but they also overstate the economic impact of lower labor force participation rates.

First, participation rates were trending downward in recent years, and would have continued to decline even in the absence of the recession. For decades, increasing participation rates by women had been offsetting a long-term decline in participation rates for men. But the increasing trend for women had leveled off over the past decade, leaving an overall downward trend.

The aging of the U.S. population has also been a contributing factor. As the baby boomers reach traditional retirement age, the participation rate for that population bulge is falling. Even though labor force participation rates among those 65 years old and older have been increasing in recent years, they are still far below the rates for prime working-age cohorts. In 2012, the U.S. participation rate in the 65-plus age bracket was a record-high 18.5 percent. But the participation rate for 55 to 64 year-olds was 64.5 percent, and the rate for those aged 45 to 54 was 80.2 percent. So the aging of the baby-boomers generation lowers the overall participation-rate average. The aging-population effect is also one reason that participation rates in Arkansas are lower and falling faster than the national average. The proportion of Arkansans aged 65 and over was 18.6 percent in 2012, compared to just 17.2 percent nationwide.

Another age demographic with a declining participation rate has been those at the younger end of the scale, 16-24 year-olds. One explanation for this trend is that an increasing proportion of younger workers is taking the time to attend college or other post-secondary training. With training and skills more highly valued in today's workforce than ever before, this should be an expected and favorable development. Labor force participation rates for 16-24 year-olds are slightly higher than the national average in Arkansas, but in recent years we have seen declining trends for both the state and the nation.

Although existing trends and demographic changes would have caused participation rates to decline regardless of the recession, the economic downturn clearly had an impact. Both the data and anecdotal evidence suggest that many workers who were at or near retirement age have chosen to take early retirement rather than to continue in the labor force. Many of those will not be back, but would have exited in the near future. But there is also a contingent of discouraged workers who are likely to return to the labor force when labor market conditions improve. The dynamics of these developments will be important for interpreting movements in the unemployment rate as the economic recovery continues.

Dr. Michael Pakko is the Chief Economist and State Economic Forecaster at the Institute for Economic Advancement. Follow his analysis of the Arkansas economy on his website, www.arkansaseconomist.com. Dr. Pakko will be presenting his annual forecast for the Arkansas Economy on Nov. 6 at the Clinton Presidential Library. For more information about the forecast conference visit www.iea.ualr.edu.

Cities can LEED by example

By Dan Beranek, PE, LEED AP

Over the last 15 years, I have enjoyed the opportunity to work on designs for a number of rewarding public and private projects all over Arkansas, including cities such as Osceola, El Dorado, Dardanelle, and Little Rock. Many of these projects have involved sustainable or green design and have challenged conventional wisdom and the status quo.

The United States Green Building Council (USGBC) developed the LEED (Leadership in Energy and Environmental Design) Rating System more than a decade ago to reduce waste, to better use energy, to help protect the environment, and ultimately, to measure the development of construction projects. USGBC and its work kick started the movements toward green building and sustainable design.

The LEED Platinum rated Heifer International World Headquarters in Little Rock uses 52 percent less energy than a conventional office building of similar size and use.

What is LEED, and what does it do?

Many people in the engineering and construction industry—myself included—thought that LEED was a fad. We assumed it would eventually fade away, but the more that I learned about LEED principles and philosophies, the more I realized that being sustainable isn't so difficult. Sustainability is something most people do regularly, and time has shown that sustainable design is not going anywhere. Sustainable design has, at its core, the goal to leave our planet and the places we live better for our future generations. Most people share this belief; we all want to provide a better place for our children and grandchildren.

The main categories that USGBC developed for the LEED Rating System include: sustainable sites, water efficiency, energy and atmosphere, materials and resources, and indoor environmental quality. Each of these categories is then further divided into credits that projects strive to achieve to improve their rating. Most of these credits are quite attainable and only require a minimal amount of time or effort to earn the credit. For example, doesn't everyone like a beautiful view, fresh air, to be comfortable, to save money, and to use less energy? I think most people would answer "Yes," if they were in control.

The El Dorado Conference Center, a joint project between the city and SouthArk Community College, utilizes a bio-retention planter in the center of the parking lot that slows and treats runoff while complementing the facility's attractive landscaping.

Why is LEED important to cities and towns?

So who is in control and who makes important decisions that lead our communities into the future? We all do, and as I stated earlier, we all support sustainability at some level. Cities and towns have a real opportunity to take the lead because they don't build for the short term. City halls, fire stations, community centers, and parks must stand the test of time and will be here for decades. These facilities should be examples of good design and energy efficiency, protect the environment, and invite and educate the public. I challenge you and your community to investigate LEED principles and to look for sustainable and low impact design options. They are all around you.

Dan Beranek, PE, LEED AP is president of McClelland Consulting Engineers, Inc., Little Rock. Contact Dan at 501-376-4522 or email him at dberanek@mcclelland-engrs.com.

NLC SEATTLE 2013

NATIONAL LEAGUE OF CITIES
CONGRESS OF CITIES AND EXPOSITION

WASHINGTON STATE CONVENTION CENTER
NOVEMBER 13-16, 2013

CITIES LEAD... IN SEATTLE

Hosted by the National League of Cities, the Congress of Cities and Exposition is the premier event for city leaders to find a range of learning and networking opportunities to help their communities thrive. Our educational sessions and exposition hall offer solutions, resources and services that help mayors, council members, administrators, city managers, and department directors influence and impact business decisions in their communities.

Join 3,000 of your peers at this "can't miss" event!

REGISTER TODAY AT www.nlc.org/coc

NATIONAL LEAGUE of CITIES

Engage, listen, cooperate, and then act

By Jim von Tungeln

As elected officials and public administrators, we can learn much of value by communicating with others. This is particularly true as we try to anticipate the future in our planning efforts. We rarely find a scrap of information or obscure fact that can't be useful to us at some point as we progress along the road to success, failure, or the status quo.

And communication should include the face-to-face variety, an increasingly rare tool. In this age of modern communication options, it often seems that our last choice is to listen directly to another human speak to us without the intervening, but ever-present, phone or computer. Sometimes, though, fate intervenes to help.

It did last month as planners from across the state met in Fayetteville for a semi-annual conference. When the first speaker failed to show, the Chapter President (your humble author) improvised by having each participant stand and share a major issue facing the region, county, or city represented.

The results were alarming, surprising, and enlightening. Listen to what your planning professionals and planning commissioners had to say about current issues we must face.

We begin with the smaller communities. First we are assured that they face many of the same forces that bedevil large cities and counties. These include changing legislation, demographic shifts, an unpredictable economy, and the fact that the winds of fortune do not blow evenly across our state.

A common theme was the lack of professional help available to the less populated governments. The League furnishes assistance, as do some regional planning agencies. None of the smaller cities, however, can afford the ongoing professional guidance available to their larger cousins. Perhaps a state Office of Community Development could provide additional assistance in this regard. As county governments are encouraged to begin formal planning processes, this could be particularly beneficial.

This brings us to another issue, the increased emphasis on the coordination of county, city, and regional growth. This will affect all municipalities and counties, although only four county governments presently have a formal planning organization. As this number increases, both smaller cities and smaller counties will need all the professional help they can muster.

Regional planners spoke to the difficulty in dealing with a large number of communities, each with a separate set of development regulations. These organizations also deal with a variety of federal programs. The regulator "alphabet soup" alone is enough to confuse the most experienced among us. For example, The Northwest Arkansas Regional Planning Commission is now a TMA, must comply with MAP-21 regulations, have STP-A and TAP programs (don't ask), and must complete a Congestion Management Process.

In addition, the agency covers 34 jurisdictions and all have different codes. Understandably, representatives suggested that some degree of standardization would help the jurisdictions work together. One alarming note is that the various communities within the region can view one another as competitors at times.

Some planners discussed the pros and cons of having a university located within their community. It certainly builds the prestige of a community, but cooperation between local governments and the schools can range from complete cooperation to general disregard.

Planners from larger and more densely populated areas talked about issues involving infill development. This is the term used to describe efforts to make vacant land, or land occupied by non-productive structures, viable. These are properties to which the taxpayers are already providing a full range of urban services but which add nothing to the health and welfare of the community.

Problems involving infill cover different aspects. Sometimes neighbors resist efforts by developers to carry out profit-making projects. At other times, new residents who admire the charm of a neighborhood clear several lots in order to construct a home that destroys the very charm that attracted them. And there is the persistent problem arising from the fact that areas most in need of infill development are not the most appealing to the market.

These and other topics proved interesting, but the most common, in fact the most pervasive, issue brought up by these professional and lay planners was a lack of communication. Sometimes these are internal. A representative of a tourist-oriented community commented that his planning commission has many opinions and no two are the same.

Others spoke to a lack of agreement as to the most basic questions surrounding growth. How should we live? Do we prefer density or sprawl? How much growth is enough? How do we capture land value to pay for infrastructure? When these questions remain unanswered, long-range goals become murky at best.

Another fact that became evident as this exercise continued involved the need for inter-organizational communications. It is vital that responsibilities regarding the growth and development of our state be both defined

Planners often communicate on the subject of infill development such as the City Grove project in the Argenta District of North Little Rock.

and assigned. In short, what services will be vital to healthy growth and what level of government can best provide each service?

As to the larger issues, the assemblage of planners spoke to the need for improved lines of communication between themselves and elected officials at all levels of government. Planners enjoy a unique position in city government. Like the catcher in a baseball game, they can see the entire game at once, a particularly advantageous role. Thus they can provide a valuable resource in policy formation, policy analysis, and policy implementation. Elected officials who do not use that resource are proceeding without one of the game's most important players.

Your planners carried on that day. They talked about problems site-specific in nature such as whether to allow temporary businesses in designated locations. They talked about large-scale problems such as whether to allow unrestricted development in a watershed that protects drinking water for over 400,000 people. They talked about regulatory issues such as whether government should pay individual property owners for regulations that protect the public at large.

At the end of the session, we determined good planning is about good government. Further, this is true at the end of every day. And what could provide a better foundation for good government than good communications? So, permit me to offer a suggestion. Go talk to your planners.

Thanks to Celia Scott-Silkwood, AICP for providing the notes for this column.

Jim von Tungeln is staff planning consultant and available for consultation as a service of the Arkansas Municipal League. He is a member of the American Institute of Certified Planners. Contact him at 501-944-3649. His website is www.planyourcity.com.

Public-private partnerships boost community development

By Chad Gallagher

It's no secret that community development cannot be done by local governments alone. In fact, the best community development is a result of strong collaboration between the private sector and local government. Much can be debated as to what role government should play in regards to the local economy. It seems right to me that local government leaders should offer strong leadership on projects that may not be directly related to municipal services but significantly impact the well-being and future of the community.

Municipal leadership is more than ensuring municipal services are well provided. This, of course, is of utmost importance, but there is a dimension of community leadership that requires visionary thinking for the future, inspiration and a call to action for the community at large, and determination to roll up one's sleeves until the job is done. It is this kind of effort that leads to landmark projects, new jobs, community renewal, and viability.

It is both appropriate and important for the public to make investments in long-term community development. While taxpayers shouldn't be responsible for subsidizing members of the private sector, the reality is that certain levels of infrastructure make a difference in recruiting new businesses and expanding the local economy. Certainly cities must make the appropriate investments in municipal infrastructure such as streets, quality water, nice sidewalks, and other public works for a community to maintain viability. It is also worthy of consideration for cities to make public investments into historic preservation, economic incentives for attracting new companies, and the expenditure of funds on one time projects that help a company get set up in the community.

While debatable at what level the city should participate in these efforts, the return in job creation, sales tax creation, and civic giving should be worthy of the funds spent. Municipal leaders must understand the environment in which they labor. When pursuing a new business, competing for grant funds for a new project, and even competing for new citizens, you must remember that you are competing. People and businesses do have choices. How attractive of a choice is your community? Is the town proactive and progressive? Is it forward thinking? Are your municipal services up to snuff and your rates reasonable? Are your parks pristine and your downtown thriving? Does your city provide relocation incentives, special breaks on services, or even help with acquiring a facility for new businesses? You must consider all of these things. Your competitors do.

One way a city might address some of these needs is through the creation of a private organization committed to public causes. Many cities across the state have done this successfully. Stuttgart and Magnolia are two good examples, but there are countless others. This organization should be a nonprofit organization that at times may be a better vehicle for certain grants and funds to help with some aspects of overall community development efforts. These vehicles aren't subject to the same frustrations or requirements that can on occasion stymie a project that could benefit many. In some cities these entities make significant investments in the recruitment of new businesses or in matching funds for major grant programs. These organizations can be the perfect place for marrying private efforts and public good.

Ultimately, whether you are in the private sector or the public, we all desire to see the community we live in do well. We want to see good jobs, great services, beautiful infrastructure, and the hope of a future for the next generation. Creative partnerships—sometimes through the creation of these nonprofit organizations—can help ensure the idea of a bright community future becomes a reality.

For more information on the benefits and risks of creating such an organization and help in forming one feel free to contact our office. We're glad to help any city take a look at this option. If you already have one of these organizations you might want to visit its purpose and effectiveness. Let us help you determine if you are leveraging it most effectively.

Chad Gallagher is principal of Legacy Consulting and a former mayor of De Queen. Contact him in De Queen at 870-642-8937, 501-246-8842 in Little Rock, or email chad.gallagher@legacyincorporated.com.

CSAsoftwaresolutions
Accounting & Billing Specialists

CenterPoint® Fund Accounting and Payroll Software

www.csasoftwaresolutions.com · 800.264.4465

G. C. Brown & Associates, Inc.
Vegetation Management Specialists

Contract Weed & Brush Control
- Drainage Ditches
- Roadside ROW
- Fence Lines
- Water & Waste Water Plants

Contract Fire Ant Control

P.O. Box 751
Cabot, AR 72023
www.gcbrown.biz

Toll Free: (800) 530-7790
Office: (501) 843-6710
Cell: (501) 259-4343
brown6710@aol.com

Reading Water Meters?
Catch a Rising Star in RF Technology.

Badger® ORION® Radio Frequency System

Badger Meter, Inc.

ORION
FROST & SULLIVAN

See your local distributor for details.

HENARD UTILITY PRODUCTS
Phone: 800-776-5990 • www.henardutility.com

Fayetteville goes native with prairie restoration project

By Byron Humphry

The Fayetteville-Springdale area around Lake Fayetteville Park once encompassed extensive tall grass prairie and oak savanna when first encountered by early travelers and settlers over two centuries ago. The historic Butterfield Trail, a 2,800-mile mail route connecting St. Louis to San Francisco, runs through Lake Fayetteville Park. Waterman Ormsby, a correspondent of the *New York Herald*, wrote concerning his experience of a trip on the Butterfield Trail in 1858, "Even among these hills you do not lose site of the prairie nature of the West; for just after leaving Fayetteville, you see a fine plain, surrounded by hills—in fact, a prairie in the mountains…."

In 1949 the city purchased the Lake Fayetteville property to create a lake as a municipal water supply. Prior to the purchase, the area was converted to non-native pasture and extensively used for agricultural purposes. The Parks and Recreation Department has since utilized the property as a natural area with minimal maintenance. As a result, although scattered areas of tall grass prairie species can be identified, the prairie and savanna plant community at the park is badly degraded by a suite of invasive species, including eastern red cedar, honeysuckle, tall fescue, and Sericea lespedeza. In addition, fire exclusion for an extensive period has led to brush encroachment and a dense thatch that has suppressed native plants.

The size, ecological significance, ownership, and location of the prairie at Lake Fayetteville make it an ideal site for conducting restoration and public education. Fayetteville's trail system borders the perimeter of the restoration site on three sides, and part of the Razorback Greenway runs along the west side of the prairie. The larger park site is leased by the Fayetteville and Springdale school districts to harbor the Lake Fayetteville Environmental Study Center, a joint project that provides watershed education to thousands of students each year. It is difficult to imagine a more ideal setting for restoring a high-quality tall grass prairie and oak savanna for public visitation and education.

The Fayetteville Parks and Recreation Department, in partnership with the Fayetteville Natural Heritage Association (FNHA) and the Environmental Study Center, began the Prairie Restoration Project in 2009.

Thanks to the city's restoration efforts, students, Razorback Greenway users, and other visitors to Lake Fayetteville Park get a glimpse of what the area's first witnessed centuries ago—a prairie in the mountains.

Native grasses re-established at the park include Big Bluestem, Little Bluestem, Indiangrass, and Split Beard Bluestem.

It was recognized that a "hands off" approach to this natural area was resulting in an increasingly degraded native habitat. It was also recognized that native prairie grasses existed at the park in small, isolated areas but were suppressed by invasive plants. The FNHA and the Environmental Study Center provided volunteers to help remove invasive plant species and the city provided manpower and funding to create fire lines, conduct prescribed burns, apply herbicide as needed, and seed native plants as needed.

The project area consists of approximately 39 acres at Lake Fayetteville Park. Since the project's start in 2009, the city, FNHA, Environmental Study Center and numerous volunteers have worked diligently to remove invasive plants, conduct prescribed burns, and plant native grasses and wildflowers. This year's wet summer has encouraged extensive growth across the prairie. It is anticipated that once native grasses and wildflowers have been re-established, use of herbicide treatments will be reduced and control of invasive species will be primarily achieved utilizing periodic prescribed burns and timely mowing.

The response of the public to this project has been outstanding. The prairie has become a popular spot for bird watchers, outdoor enthusiasts, and history buffs. The Environmental Study Center has incorporated the prairie into part of its curriculum, and classes from the University of Arkansas have used the prairie to conduct field labs and plant identification exercises. Besides the intentional visitors to the prairie, users of the trail system (673 per day) get a firsthand look of what early pioneers saw when they first arrived to this country—a prairie in the mountains.

The return of prairie grasses has also encouraged the return of indigenous wildlife. One example is the recent sighting of Bobwhite Quail. Quail are ground dwelling birds that require bunch grasses (native grasses) in order to move about on the ground. With the decline of habitat and the dominance of invasive plant species, Bobwhite Quail had all but disappeared from the area. Their recent sighting is a positive affirmation that park patrons and the public are not the only ones appreciative of the project.

Future plans for the project include installing interpretive signs that describe the restoration process and relate the importance of tall grass prairie/oak savanna to the environment and our historical heritage.

This project has helped increase awareness of the rich history of our area and has drawn attention to the historical Butterfield Trail and surrounding area. Since the initiation of this project, a historical book has been written concerning the history of Lake Fayetteville, and the National Parks Service has begun the process of determining if the Butterfield Trail should be designated as a National Trail. It is our desire this project will encourage and inspire others to pursue similar projects that restore native grasses and link us to the historical heritage that helped shape our country.

Byron Humphry is maintenance superintendent, Fayetteville Parks and Recreation Department. Contact Byron at 479-575-8368 or email bhumphry@ci.fayetteville.ar.us.

League seminar covers budget prep

As part of its voluntary certification program for municipal officials, the League hosted a municipal finance seminar focusing on preparing annual budgets on Sept. 12 and 13. League staff members and guest speakers covered topics such as an overview of state statutes governing municipal budgeting, analyzing local revenue sources, purchasing and bidding practices, and more as city and town leaders begin to prepare their municipal budgets for 2014.

Representatives from the Division of Legislative Audit, the IRS, and Thomas and Thomas, LLP were on hand to share their suggestions and expertise on the budget process.

A total of 125 city and town leaders participated in the seminar. The next certification session will cover HR and Personnel Matters, Oct. 15 or 16 at the League's North Little Rock headquarters. For more information, contact Ken Wasson at 501-374-3484 Ext. 211, or email kwasson@arml.org.

Timothy R. Jones, CPA, CFF, audit manager with the Division of Legislative Audit, covers the basics of Arkansas municipal accounting law Sept. 12 at League headquarters.

October is Act 833 funding deadline

The deadline to apply for 2013 State Fire Grant Act 833 funds through the office of Fire Protection Service is October 31. Applications must be postmarked by that date to qualify for the 2013 funding year. Applications and program guidance documents are available on the ADEM website, www.adem.arkansas.gov. For more information on the grant program, contact Kendell Snyder, Fire and EMS Coordinator, at 501-683-6781, or email kendell.snyder@adem.arkansas.gov.

Mail completed applications to Office of Fire Protection Services c/o Arkansas Department of Emergency Management, Bldg. #9501 Camp Joseph T. Robinson, North Little Rock, AR 72199-9600.

NEWSLETTER

OCTOBER 2013

The *Newsletter*, provided by a'TEST consultants, is included in *City & Town* as a service of the Arkansas Municipal League Legal Defense Program.

Dr. Sanjay Gupta announces support for medical marijuana

Dr. Sanjay Gupta, CNN's chief medical correspondent, shocked the substance abuse treatment and prevention community by announcing his support for medical marijuana recently. He apologized to viewers for not "looking hard enough" into the facts concerning medical marijuana.

Gupta said he "mistakenly believed" the U.S. Drug Enforcement Agency acted on the basis of sound scientific proof in listing marijuana as a Schedule 1 Substance and that he was misled by "high-visibility malingerers, just looking to get high." He mentioned that only about five percent of the current U.S. marijuana studies investigate the benefits of medical marijuana.

He ended his discussion stating that medical marijuana has a "very legitimate" application in medicine. Gupta said most studies only look at the drug's potential dangers.

In July, New Hampshire became the 19th state to become a medical marijuana state. Kentucky voters are working towards becoming the 20th state, and it very well may happen. As many of you know, the Attorney General of Arkansas has approved a ballot measure to allow medical marijuana to be voted on soon. So, it appears the resistance to medical marijuana may be waning.

Why would anyone not want to approve medical marijuana that is said to be used in compassionate medical situations? There are problems that have surfaced in some of the states with medical marijuana laws. In some states, the intended users' medication has been stolen by caregivers, unauthorized plant growth has occurred, and a lack of good control on the distribution and use of the drug seems to prevail.

If medical marijuana is to become legal in Arkansas, employers may face situations that will be in contrast to their workplace substance abuse policy. It will be important to review how, or if, an employee taking this medication can work within your organization. Would it become a safety-sensitive or security-sensitive situation that could impact your other workers?

Employers must be aware that Arkansas is ripe for this to happen. Let's be prepared.

Hair testing

If HHS and DOT decide to allow hair testing, what would the process be? Is it more expensive, and how long can a drug be detected? Are there any other issues? Well, the answer is yes.

The first thing to know is that drugs can be detected as early as seven days and as late as 90 days after use. Wow! That sounds just great. Here is what you probably don't know: You cannot equate a positive hair test with an accident or return to duty urine test following a positive hair test. Why? Because in an accident, you need to know the drug presence right then (not days, weeks, or months prior to the event). Secondly, if an employee has a positive test and goes to rehabilitation for 15-30 days, they will probably fail the return to duty test because the hair still shows the prior drug use. In conjunction with a urine test that shows what the person has present in their urine specimen, hair gives a pattern of previous use. That is helpful.

The cost of a hair testing is more expensive than a urine test, and it is harder to find a collection site to do the test. A point of interest is there are no national standards for cut-offs in hair testing so the positive test results may be different at each lab.

It is hard to adulterate a hair test, while it is simple to do so for a urine test. With all of these facts, is it smart to add a pre-employment hair test to your hiring process? I believe it is a good thing to do, and do it prior to the other mandatory DOT hiring requirements. If the applicant can't pass the non-DOT hair test, you wouldn't do a physical, DOT urine test, background checks, and all the paperwork required to hire a driver. This is a financial savings for you and it can improve driver safety.

a'TEST CONSULTANTS, INC

a'TEST CONSULTANTS, Inc., provides drug and alcohol testing as a service of the Arkansas Municipal League Legal Defense Program. The program helps cities and towns comply with the U. S. Department of Transportation's required drug testing for all holders of commercial drivers' licenses.

2013 State Turnback Funds

Actual Totals Per Capita

	STREET		SEVERANCE TAX		GENERAL	
MONTH	**2012**	**2013**	**2012**	**2013**	**2012**	**2013**
January	$3.4786	$3.2369	$0.2859	$0.3020	$3.1339	$3.1338
February	$3.7795	$3.4064	$0.2584	$0.3873	$1.0053	$1.0094
March	$3.2521	$3.0946	$0.4307	$0.3953	$1.0055	$1.0055
April	$3.4633	$3.2024	$0.2705	$0.3438	$1.0017	$1.0056
May	$3.6848	$3.5348	$0.1999	$0.3138	$1.0053	$1.0028
June	$3.8035	$3.6607	$0.2104	$0.3573	$1.0056	$1.0055
July	$3.7480	$3.5917	$0.1996	$0.4276	$3.1087	$2.8863
August	$3.5350	$4.0882	$0.1567	$0.4603	$1.0052	$1.3763
September	$3.6430	$5.0401	$0.1899	$0.4348	$1.0056	$1.0055
October	$3.4734		$0.2654		$1.0056	
November	$3.4269		$0.2902		$1.0054	
December	$3.4321		$0.2501		$0.91	
Total Year	**$42.7202**	**$32.8559**	**$3.0077**	**$3.4222**	**$16.1978**	**$13.4307**

Actual Totals Per Month

	STREET		SEVERANCE TAX		GENERAL	
MONTH	**2012**	**2013**	**2012**	**2013**	**2012**	**2013**
January	$6,537,582.03	$6,083,989.12	$537,347.01	$567,571.55	* $5,889,623.14	*$5,890,046.27
February	$7,103,104.25	$6,402,534.31	$485,627.91	$728,037.16	$1,889,245.23	$1,897,309.37
March	$6,111,822.72	$5,816,498.28	$809,523.74	$742,998.16	$1,889,603.23	$1,889,913.31
April	$6,508,820.12	$6,019,069.40	$508,320.37	$646,153.53	$1,882,530.42	$1,890,083.64
May	$6,925,015.17	$6,643,763.23	$375,733.12	$589,734.49	$1,889,362.42	$1,884,771.73
June	$7,148,252.90	$6,880,560.47	$395,417.87	$671,509.25	$1,889,865.20	$1,889,910.83
July	$7,043,886.87	$6,750,810.43	$375,173.84	$803,621.40	** $5,842,460.26	** $5,424,973.20
August	$6,643,716.19	$7,684,015.71	$294,503.90	$865,190.21	$1,889,164.55	$2,586,803.92
September	$6,846,853.12	$9,473,119.80	$356,918.13	$817,319.05	$1,890,041.23	$1,889,909.64
October	$6,528,081.50		$498,817.98		$1,890,041.23	
November	$6,440,629.62		$545,491.57		$1,889,559.03	
December	$6,450,883.49		$470,059.64		$1,703,306.66	
Total Year	**$80,288,647.98**	**$61,754,360.75**	**$5,652,935.08**	**$6,432,134.80**	**$30,434,802.60**	**$25,243,721.91**

* Includes $4 million appropriation from the Property Tax Relief Fund

** Includes $3,516,786.65 supplemental in July 2012 and $3,516,799.83 in July 2013

Local Option Sales and Use Tax in Arkansas

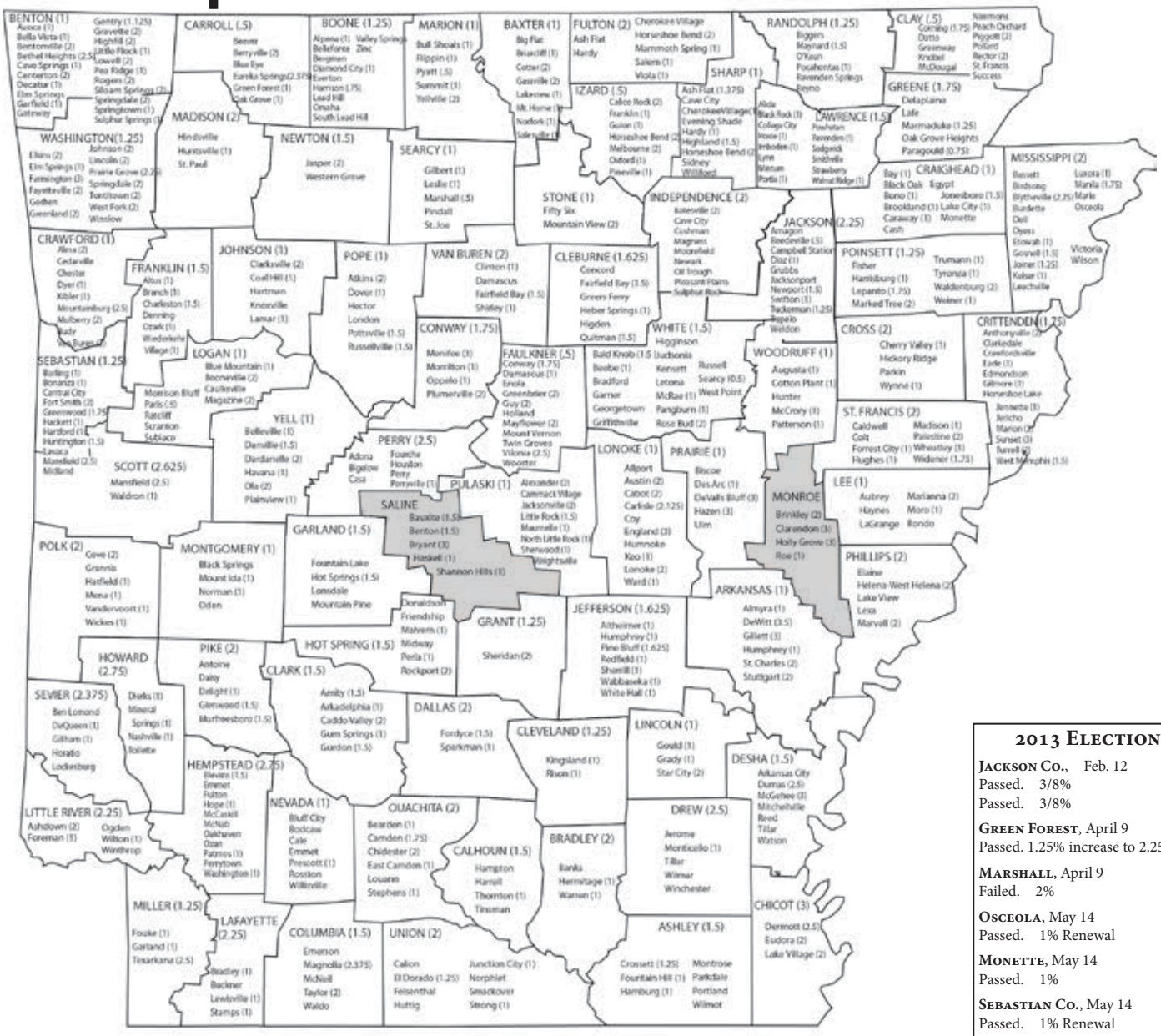

KEY: Counties not collecting sales tax

Source: Debbie Rogers, Office of State Treasurer **See also:** www.dfa.arkansas.gov

Sales and Use Tax Year-to-Date 2013 with 2012 Comparison (shaded gray)								
Month	Municipal Tax		County Tax		Total Tax		Interest	
January	$43,764,256	$37,846,866	$39,379,372	$37,289,267	$83,143,628	$75,136,134	$12,329	$12,533
February	$51,585,273	$46,523,853	$44,215,215	$44,592,756	$95,800,488	$91,116,609	$26,338	$22,619
March	$42,875,487	$40,360,002	$38,040,827	$36,819,087	$80,916,314	$77,179,089	$8,508	$13,222
April	$44,204,032	$41,324,697	$39,707,294	$37,882,489	$83,911,326	$79,207,186	$24,953	$27,247
May	$47,315,206	$46,157,943	$42,055,467	$41,661,276	$89,370,673	$87,819,219	$5,611	$8,489
June	$46,455,658	$43,883,127	$41,846,373	$40,430,123	$88,302,031	$84,313,250	$27,062	$30,892
July	$47,227,642	$44,736,261	$42,580,665	$40,688,525	$89,808,307	$85,424,786	$7,773	$11,606
August	$47,615,222	$45,618,216	$43,352,547	$41,616,180	$90,967,768	$87,234,396	$25,210	$27,685
September	$45,850,267	$44,215,998	$43,479,764	$40,815,883	$89,330,031	$85,031,881	$9,433	$14,110
Total	**$416,893,043**	**$390,666,963**	**$374,657,524**	**$361,795,586**	**$791,550,566**	**$752,462,550**	**$147,217**	**$168,403**
Averages	$46,321,449	$43,407,440	$41,628,614	$40,199,510	$87,950,063	$83,606,950	$16,357	$18,711

2013 Elections

Jackson Co., Feb. 12
Passed. 3/8%
Passed. 3/8%

Green Forest, April 9
Passed. 1.25% increase to 2.25%

Marshall, April 9
Failed. 2%

Osceola, May 14
Passed. 1% Renewal

Monette, May 14
Passed. 1%

Sebastian Co., May 14
Passed. 1% Renewal

Bethel Heights, June 11
Passed. 1/2% Renewal

Dyess, June 11
Failed. 1%

Pocahontas, June 11
Passed. 1/2%
Passed. 1/2%

Drew Co., July 9
Passed. 1% Renewal

Hot Spring Co., August 13
Passed. 1/2% Renewal

Huntsville, August 13
Passed. 1%

Lawrence Co., August 13
Passed. 1/2% Renewal
Passed. 1/2%

Paris, August 13
Passed. 1%

Chicot Co., September 10
Passed. 1% Renewal

Madison Co., September 10
Failed. 1%

September 2013 Municipal Levy Receipts and September 2013 Municipal/County Levy Receipts with 2012 Comparison (shaded gray)

CITY SALES AND USE	AMOUNT	LAST YEAR
Alexander	58,235.81	47,867.49
Alma	191,017.12	188,014.27
Almyra	2,238.77	2,268.62
Alpena	3,606.73	3,509.06
Altheimer	2,480.79	2,899.43
Altus	6,764.16	8,061.37
Amity	8,608.18	9,567.58
Anthonyville	.526.97	117.48
Arkadelphia	127,881.51	164,553.46
Ash Flat	83,609.90	76,190.10
Ashdown	108,059.56	111,235.19
Atkins	50,862.45	46,590.83
Augusta	25,928.54	23,898.68
Austin	21,879.07	10,106.23
Avoca	2,866.79	2,371.60
Bald Knob	56,879.64	51,586.82
Barling	20,388.15	22,037.89
Batesville	555,215.56	499,621.71
Bauxite	18,194.95	14,981.38
Bay	5,566.07	7,002.14
Bearden	11,550.39	10,466.86
Beebe	87,174.86	76,365.19
Beedeville	.94.36	103.42
Bella Vista	115,638.76	114,323.31
Belleville	2,327.82	2,140.24
Benton	669,982.89	632,496.85
Bentonville	1,688,780.08	1,528,971.52
Berryville	217,573.99	228,544.69
Bethel Heights	56,042.08	46,570.14
Black Rock	8,144.60	6,439.96
Blevins	1,733.24	1,807.30
Blue Mountain	.126.29	142.91
Blytheville	521,681.11	490,503.48
Bonanza	1,519.54	1,766.22
Bono	10,058.87	11,117.00
Booneville	85,763.60	88,655.25
Bradley	4,687.22	3,170.41
Branch	1,674.17	1,720.39
Briarcliff	1,002.41	890.91
Brinkley	115,251.79	106,073.77
Brookland	15,099.33	11,744.12
Bryant	898,137.60	881,285.26
Bull Shoals	15,403.52	15,551.68
Cabot	670,325.01	653,109.31
Caddo Valley	55,595.05	46,555.79
Calico Rock	23,860.31	26,308.65
Camden	268,728.27	263,450.23
Caraway	4,460.61	5,293.85
Carlisle	55,291.36	54,305.80
Cave Springs	20,803.42	13,925.32
Centerton	87,715.71	75,343.14
Charleston	24,030.59	25,157.96
Cherokee Village	12,280.10	12,156.05
Cherry Valley	5,537.29	6,352.28
Chidester	2,253.10	2,270.41
Clarendon	43,006.53	30,289.97
Clarksville	350,281.48	331,604.75
Clinton	86,645.74	88,833.51
Coal Hill	1,707.77	NA
Conway	1,754,216.09	1,801,515.14
Corning	85,689.62	75,494.71
Cotter	10,345.17	8,681.69
Cotton Plant	1,406.62	1,803.37
Cove	8,932.73	10,507.04
Crossett	153,754.41	166,760.27
Damascus	14,443.37	NA
Danville	42,440.04	43,955.88
Dardanelle	147,892.38	147,948.80
Decatur	15,231.57	16,230.24
Delight	3,733.62	3,966.49
De Queen	91,920.89	93,832.09
Dermott	34,594.64	20,495.77
Des Arc	20,052.33	17,535.29
DeValls Bluff	13,359.73	9,237.91
DeWitt	152,151.54	157,569.97
Diamond City	2,832.00	3,368.63
Diaz	5,287.16	2,955.38
Dierks	18,033.37	15,121.29
Dover	18,934.19	18,248.97
Dumas	139,529.90	135,649.36
Dyer	1,291.60	2,443.11
Earle	22,478.36	22,985.49
East Camden	3,256.43	5,323.05
El Dorado	510,535.48	509,442.68
Elkins	45,002.91	56,446.54
Elm Springs	4,939.75	4,660.30
England	65,029.75	52,624.06
Etowah	.534.53	808.42
Eudora	30,191.57	31,690.34
Eureka Springs	238,049.65	228,695.22
Fairfield Bay	30,413.31	29,998.76
Farmington	121,525.93	113,242.59
Fayetteville	2,931,219.85	2,933,773.35
Flippin	43,730.17	40,569.35
Fordyce	81,709.52	73,437.19
Foreman	7,993.62	9,176.19
Forrest City	163,634.72	161,152.82
Fort Smith	3,277,051.57	3,210,844.98
Fouke	7,863.14	8,368.05
Fountain Hill	.334.56	575.07
Franklin	2,388.50	2,296.04
Garfield	8,294.13	6,744.65
Garland	3,168.50	2,399.77
Gassville	35,640.42	33,936.36
Gentry	37,049.70	40,114.69
Gilbert	1,061.37	473.87
Gillett	8,642.52	10,202.43
Gillham	2,288.56	1,902.06
Gilmore	.248.93	546.70
Glenwood	61,966.51	61,142.87
Gosnell	15,134.34	13,669.62
Gould	3,118.91	2,507.79
Grady	5,874.81	5,668.49
Gravette	167,591.16	69,564.44
Green Forest	23,268.16	22,106.59
Greenbrier	136,589.95	134,746.82
Greenland	16,883.73	16,920.94
Greenwood	168,086.72	165,807.49
Guion	5,215.53	5,497.60
Gum Springs	.195.24	NA
Gurdon	18,307.20	18,153.76
Guy	5,358.34	5,493.92
Hackett	6,002.86	5,118.35
Hamburg	30,073.09	28,980.14
Hardy	22,441.87	22,109.18
Harrisburg	21,294.36	22,154.49
Harrison	247,675.94	262,977.18
Hartford	1,733.20	1,634.33
Haskell	18,850.37	16,730.31
Hatfield	2,996.04	2,740.29
Havana	2,581.37	2,408.64
Hazen	51,359.11	57,672.06
Heber Springs	154,822.32	148,970.61
Helena-West Helena	251,245.16	241,423.40
Hermitage	5,203.08	5,541.20
Highfill	63,557.27	57,329.35
Highland	25,116.42	24,546.53
Holly Grove	8,090.78	5,329.69
Hope	186,260.12	164,183.02
Horseshoe Bend	25,905.31	22,467.67
Hot Springs	1,574,785.17	1,472,686.38
Hoxie	18,199.19	17,549.05
Hughes	10,016.27	9,755.16
Humphrey	2,366.24	2,108.61
Huntington	2,096.17	2,679.09
Huntsville	48,589.86	45,899.62
Imboden	5,932.71	6,551.51
Jacksonville	603,029.76	574,150.18
Jasper	26,292.42	28,778.42
Jennette	.81.49	100.00
Johnson	47,655.11	46,143.83
Joiner	2,200.80	2,023.89
Jonesboro	1,876,061.02	1,739,476.42
Junction City	4,895.21	NA
Keiser	2,891.42	2,741.15
Keo	2,034.58	1,556.30
Kibler	1,965.91	1,932.03
Kingsland	2,527.99	1,081.27
Lake City	9,919.33	10,246.41
Lake Village	76,221.36	71,081.39
Lakeview	4,871.31	4,482.64
Lamar	9,975.16	8,932.95
Lepanto	20,342.58	23,392.43
Leslie	4,601.23	4,838.31
Lewisville	10,405.79	7,760.63
Lincoln	37,692.69	35,400.65
Little Flock	NA	7,617.39
Little Rock	5,594,127.69	5,422,724.18
Lonoke	148,483.67	146,202.44
Lowell	327,471.03	229,731.46
Luxora	2,573.50	NA
Madison	1,201.85	1,214.25
Magazine	8,620.67	13,928.21
Magnolia	417,938.11	404,238.43
Malvern	147,197.45	167,959.21
Mammoth Spring	7,863.12	7,949.33
Manila	42,302.49	39,131.98
Mansfield	29,897.06	26,486.39
Marianna	78,624.74	78,396.22
Marion	158,272.20	170,565.97
Marked Tree	54,728.68	48,778.95
Marmaduke	14,790.16	13,429.56
Marshall	13,117.63	14,052.15
Marvell	24,570.70	22,358.44
Maumelle	159,795.86	118,708.52
Mayflower	84,650.55	50,951.09
Maynard	5,837.24	3,529.49
McCrory	20,458.72	19,341.91
McGehee	175,079.28	161,546.44
McRae	3,224.02	NA
Melbourne	59,856.35	34,048.67
Mena	127,795.68	124,493.08
Menifee	5,911.66	5,014.08
Mineral Springs	3,819.54	3,681.15
Monticello	172,307.39	169,658.68
Moro	3,048.04	2,883.44
Morrilton	136,799.03	123,997.54
Mount Ida	19,706.65	19,045.26
Mountain Home	358,179.58	352,255.96
Mountain View	174,837.92	170,909.97
Mountainburg	14,103.26	11,024.95
Mulberry	22,850.75	22,904.97
Murfreesboro	55,080.50	52,215.18
Nashville	93,732.67	100,996.15
Newport	165,480.78	154,275.86
Norfork	5,436.52	4,751.92
Norman	2,424.87	8,060.05
North Little Rock	1,324,604.77	1,261,517.52
Oak Grove	.567.74	980.84
Ola	15,034.94	8,148.41
Oppelo	2,595.80	2,827.12
Oxford	1,465.36	100,346.22
Ozark	71,547.49	1,465.96
Palestine	20,002.29	73,418.47
Pangburn	5,993.96	9,994.12
Paragould	272,337.21	276,776.64
Paris	26,766.41	23,336.89
Patmos	.61.12	72.11
Patterson	1,546.43	931.59
Pea Ridge	29,692.16	27,172.68
Perla	2,359.54	2,147.82
Perryville	18,163.80	19,547.27
Piggott	67,945.75	58,112.78
Pine Bluff	883,259.72	913,957.74
Pineville	1,874.13	1,065.10
Plainview	2,890.21	2,789.14
Plumerville	14,613.80	9,673.62
Pocahontas	108,278.23	105,511.90
Portia	2,329.49	3,960.47
Pottsville	25,200.62	23,645.83
Prairie Grove	80,341.03	80,068.46
Prescott	50,245.23	47,877.51
Pyatt	.529.97	793.67
Quitman	26,646.92	27,135.10
Ravenden	2,578.03	3,210.19
Rector	23,339.09	24,234.75
Redfield	13,636.86	14,443.52
Rison	12,412.33	13,678.62
Rockport	42,747.81	40,058.45
Roe	.849.63	447.32
Rogers	2,236,134.23	2,188,957.76
Rose Bud	13,329.36	16,424.93
Russellville	961,392.30	861,194.52
Salem	21,647.51	20,275.04
Salesville	3,502.33	3,009.52
Searcy	305,316.55	791,238.93
Shannon Hills	10,037.58	8,853.11
Sheridan	184,903.18	183,678.08
Sherrill	1,048.49	698.10
Sherwood	390,304.11	382,015.22
Shirley	2,769.46	2,953.75
Siloam Springs	497,788.80	454,609.21
Sparkman	3,097.94	3,648.97
Springdale	1,803,952.57	1,661,362.92
Springtown	.198.46	82.46
St. Charles	2,042.39	2,900.98
Stamps	15,730.51	14,525.46
Star City	69,194.49	68,478.05
Stephens	8,897.08	7,438.35
Strong	9,463.50	NA
Stuttgart	380,058.06	339,274.38
Sulphur Springs	1,366.95	1,477.93
Summit	3,749.90	4,333.29
Sunset	2,078.38	2,378.06
Swifton	2,885.11	2,704.26
Taylor	5,756.78	5,926.63
Texarkana	426,650.74	385,625.02
Texarkana Special	212,563.47	178,775.66
Thornton	1,228.35	971.46
Tontitown	109,236.61	96,470.65
Trumann	66,262.28	71,944.45
Tuckerman	13,954.68	14,608.59
Turrell	6,665.97	5,650.44
Twin Groves	.0.93	834.96
Tyronza	2,624.83	2,788.98
Van Buren	594,930.43	288,028.31
Vandervoort	.375.58	4,687.43
Vilonia	100,715.78	82,879.36
Viola	2,451.90	1,973.40
Wabbaseka	.508.34	773.10
Waldenburg	9,123.94	9,286.88
Waldron	43,429.87	44,663.34
Walnut Ridge	64,898.44	61,542.51
Ward	20,332.05	18,166.08
Warren	66,010.75	65,112.43
Washington	1,765.90	2,740.54
Weiner	8,046.70	8,461.95
West Fork	35,580.91	28,746.59
West Memphis	556,787.62	555,419.51
Wheatley	5,071.73	5,087.26
White Hall	58,997.05	58,068.39
Wickes	2,712.43	2,919.74
Widener	4,799.16	2,056.20
Wiederkehr Village	2,591.38	2,581.68
Wilton	1,368.62	2,442.29
Wynne	115,492.83	117,541.69
Yellville	37,441.49	17,642.40

COUNTY SALES AND USE	AMOUNT	LAST YEAR
Arkansas County	307,473.56	287,679.99
Ashley County	218,818.62	220,241.05
Crossett	53,250.59	53,596.74
Fountain Hill	1,692.18	1,703.18
Hamburg	27,626.10	27,805.68
Montrose	3,423.04	3,445.30
Parkdale	2,678.48	2,695.90
Portland	4,157.94	4,184.96
Wilmot	5,318.30	5,352.87
Baxter County	303,026.50	301,031.64
Big Flat	1,314.48	1,305.83
Briarcliff	2,982.87	2,963.23
Cotter	12,260.09	12,179.38
Gassville	26,264.40	26,091.50
Lakeview	9,365.70	9,304.04
Mountain Home	157,333.63	156,297.89
Norfork	6,458.67	6,416.15
Salesville	5,687.67	5,650.24
Benton County	616,171.69	554,146.36
Avoca	6,772.03	6,090.34
Bella Vista	367,202.36	330,238.88
Bentonville	489,876.06	440,563.96
Bethel Heights	32,916.52	29,603.06
Cave Springs	23,993.53	21,578.29
Centerton	132,040.76	118,749.22
Decatur	23,577.22	21,203.88
Elm Springs	.527.33	474.25
Garfield	6,966.31	6,265.07
Gateway	5,620.23	5,054.49
Gentry	43,823.93	39,412.51
Gravette	32,264.29	29,016.49
Highfill	8,090.36	7,275.96
Little Flock	35,872.34	32,261.35
Lowell	101,677.63	91,442.51
Pea Ridge	66,526.89	59,830.14
Rogers	776,618.90	698,442.57
Siloam Springs	208,697.94	187,689.91
Springdale	84,012.06	75,555.20
Springtown	1,207.31	1,085.78
Sulphur Springs	7,091.21	6,377.38
Boone County	345,373.67	359,446.84
Alpena	3,644.44	3,792.94
Bellefonte	5,186.76	5,398.11
Bergman	5,015.39	5,219.76
Diamond City	8,934.02	9,298.06
Everton	1,519.47	1,581.38
Harrison	147,868.36	153,893.65
Lead Hill	3,096.06	3,222.22
Omaha	1,930.75	2,009.43
South Lead Hill	1,165.31	1,212.79
Valley Springs	2,090.70	2,175.89
Zinc	1,176.74	1,224.68
Bradley County	123,903.30	116,531.50
Banks	.956.72	899.80
Hermitage	6,403.87	6,022.86
Warren	46,316.18	43,560.54
Calhoun County	52,723.68	56,243.96
Hampton	11,609.21	12,384.34
Harrell	2,227.14	2,375.85
Thornton	3,568.69	3,806.97
Tinsman	.473.49	505.09
Carroll County	161,989.78	160,692.62
Beaver	.593.02	588.27
Blue Eye	.177.91	176.48
Chicot County	247,387.10	222,541.45
Dermott	25,832.27	23,237.87
Eudora	20,288.48	18,250.86
Lake Village	23,024.60	20,712.20
Clark County	449,765.11	382,289.63
Clay County	52,113.93	40,994.58
Datto	.360.00	283.19
Greenway	.752.40	591.87
Knobel	1,033.21	812.76
McDougal	.669.60	526.73
Nimmons	.248.40	195.40
Peach Orchard	.486.00	382.31
Pollard	.799.21	628.68
St. Francis	.900.01	707.97
Success	.536.41	421.95
Cleburne County	444,404.81	464,564.78
Concord	3,299.27	3,448.94
Fairfield Bay	2,474.46	2,586.71
Greers Ferry	12,047.76	12,594.29
Heber Springs	96,882.38	101,277.35
Higden	1,622.59	1,696.20
Quitman	9,897.82	10,346.83
Cleveland County	38,830.27	38,675.35
Kingsland	1,913.63	1,906.00
Rison	5,753.75	5,730.78
Columbia County	422,280.69	388,872.16
Emerson	.752.29	692.77
Magnolia	23,666.37	21,794.02
McNeil	1,054.84	971.38
Taylor	1,157.05	1,065.51
Waldo	2,804.71	2,582.83
Conway County	395,030.29	348,374.88
Menifee	4,178.35	3,684.86
Morrilton	93,625.43	82,567.72
Oppelo	10,805.60	9,529.39
Plumerville	11,428.19	10,078.46
Craighead County	262,538.61	242,449.29
Bay	26,227.65	24,220.72
Black Oak	3,815.46	3,523.50
Bono	31,033.38	28,658.72
Brookland	23,912.16	22,082.41
Caraway	18,625.85	17,200.61
Cash	4,980.49	4,599.38
Egypt	1,631.04	1,506.23
Jonesboro	979,539.30	904,585.45
Lake City	30,319.80	27,999.75
Monette	21,858.79	20,186.19
Crawford County	226,293.25	229,776.34
Alma	43,794.26	44,468.34
Cedarville	11,265.77	11,439.17
Chester	1,284.98	1,304.75
Dyer	7,079.49	7,188.46
Kibler	7,766.43	7,885.97
Mountainburg	5,099.50	5,177.99
Mulberry	13,375.07	13,580.94
Rudy	.492.98	500.57

Van Buren	184,188.04	187,023.06
Crittenden County	651,457.83	667,628.24
Anthonyville	951.52	976.86
Clarkedale	2,192.62	2,251.03
Crawfordsville	2,830.91	2,906.32
Earle	14,266.82	14,646.86
Edmondson	2,523.59	2,590.81
Gilmore	1,398.91	1,026.61
Horseshoe Lake	1,725.73	1,771.70
Jennette	611.69	627.98
Jericho	703.29	722.03
Marion	72,959.38	74,902.88
Sunset	1,053.17	1,081.22
Turrell	3,271.20	3,358.34
West Memphis	155,108.88	159,240.66
Cross County	256,100.35	277,830.46
Cherry Valley	6,578.08	7,136.23
Hickory Ridge	2,748.44	2,981.65
Parkin	11,165.55	12,112.95
Wynne	84,544.94	91,718.57
Dallas County	154,721.28	125,866.39
Desha County	112,487.54	107,163.12
Arkansas City	4,353.44	4,133.82
Dumas	55,976.14	53,152.37
McGehee	50,183.45	47,651.90
Mitchellville	4,282.07	4,066.05
Reed	2,045.88	1,592.54
Tillar	249.79	237.19
Watson	2,509.75	2,383.16
Drew County	407,489.77	393,886.82
Jerome	442.87	428.08
Monticello	107,503.40	103,914.68
Tillar	2,316.54	2,239.21
Wilmar	5,802.71	5,609.00
Winchester	1,896.38	1,833.09
Faulkner County	662,223.28	678,506.68
Damascus	NA	805.39
Enola	2,016.46	2,062.27
Holland	3,322.99	3,398.48
Mount Vernon	865.05	884.70
Twin Groves	1,998.57	NA
Wooster	5,130.64	5,247.21
Franklin County	144,180.69	152,756.76
Altus	5,648.74	5,984.73
Branch	2,734.94	2,897.62
Charleston	18,794.35	19,912.26
Denning	3,509.97	3,718.74
Ozark	27,453.76	29,086.75
Wiederkehr Village	283.18	300.04
Fulton County	108,632.55	98,306.69
Ash Flat	429.78	388.93
Cherokee Village	3,341.33	3,023.72
Hardy	176.97	160.15
Horseshoe Bend	71.63	64.82
Mammoth Spring	4,116.62	3,725.32
Salem	6,889.12	6,234.29
Viola	1,419.95	1,284.98
Garland County	1,977,449.49	1,568,555.47
Fountain Lake	6,713.27	3,675.04
Hot Springs	201,300.83	NA
Lonsdale	1,254.57	686.79
Mountain Pine	10,276.76	5,625.80
Grant County	167,890.81	172,652.82
Greene County	464,689.25	462,686.02
Delaplaine	1,198.65	1,193.48
Lafe	4,732.61	4,712.20
Marmaduke	11,480.19	11,430.70
Oak Grove Heights	9,186.22	9,146.62
Paragould	269,830.89	268,667.69
Hempstead County	562,120.87	538,135.26
Blevins	3,492.97	3,343.92
Emmet	476.82	456.47
Fulton	2,228.85	2,133.74
Hope	111,941.26	107,164.74
McCaskill	1,064.52	1,019.10
McNab	754.04	721.86
Oakhaven	698.59	668.78
Ozan	942.55	902.33
Patmos	709.68	679.40
Perrytown	3,016.15	2,887.45
Washington	1,995.97	1,910.82
Hot Spring County	268,615.28	320,336.44
Donaldson	2,173.21	2,592.00
Friendship	1,270.71	1,515.59
Magnet Cove	NA	43.06
Malvern	74,495.62	88,851.50
Midway	2,808.57	3,349.80
Perla	1,740.01	2,075.33
Rockport	5,451.08	6,501.54
Howard County	302,478.04	301,236.02
Dierks	14,818.00	14,757.15
Mineral Springs	15,798.89	15,734.01
Nashville	60,514.44	60,265.96
Tollette	3,138.83	3,125.97
Independence County	682,972.08	473,779.20
Batesville	116,940.09	116,914.63
Cave City	1,848.58	1,848.18
Cushman	5,157.78	5,156.66
Magness	2,305.03	2,304.52
Moorefield	1,563.31	1,562.97
Newark	13,419.35	13,416.43
Oil Trough	2,966.86	2,966.22
Pleasant Plains	3,982.44	3,981.58
Sulphur Rock	5,203.43	5,202.29
Izard County	40,863.88	44,475.04
Jackson County	248,758.96	123,416.83
Amagon	892.22	874.82
Beedeville	974.16	955.16
Campbell Station	2,321.60	2,276.32
Diaz	11,999.46	11,765.46
Grubbs	3,514.26	3,445.73
Jacksonport	1,930.11	1,892.47
Newport	71,732.75	70,333.89
Swifton	7,265.23	7,123.55
Tuckerman	16,952.20	16,621.61
Tupelo	1,638.77	1,606.82
Weldon	682.82	669.51
Jefferson County	651,969.39	666,213.07
Altheimer	9,393.65	9,598.87
Humphrey	2,940.29	3,004.52
Pine Bluff	468,565.37	478,802.20
Redfield	12,381.67	12,652.17
Sherrill	801.90	819.42
Wabbaseka	2,434.33	2,487.51
White Hall	52,753.33	53,905.85
Johnson County	112,220.52	104,350.06
Clarksville	82,429.76	76,648.65
Coal Hill	9,089.01	8,451.56
Hartman	4,661.26	4,334.35
Knoxville	6,565.28	6,104.83
Lamar	14,414.88	13,403.92
Lafayette County	95,415.72	78,169.69
Bradley	4,496.81	3,684.03
Buckner	1,969.14	1,613.23
Lewisville	9,165.47	7,508.84
Stamps	12,122.76	9,931.62
Lawrence County	132,541.05	133,292.32
Alicia	714.82	718.87
Black Rock	3,816.20	3,837.84
College City	2,622.92	2,637.79
Hoxie	16,025.75	16,116.59
Imboden	3,902.67	3,924.80
Lynn	1,660.22	1,669.63
Minturn	628.35	631.91
Portia	2,519.16	2,533.44
Powhatan	415.06	417.41
Ravenden	2,709.39	2,724.75
Sedgwick	876.23	881.19
Smithville	449.64	452.19
Strawberry	1,740.93	1,750.80
Walnut Ridge	28,189.19	28,348.95
Lee County	36,797.90	35,249.31
Aubrey	1,140.29	1,092.30
Haynes	1,006.14	963.80
LaGrange	596.98	571.85
Marianna	27,601.78	26,440.20
Moro	1,448.84	1,387.87
Rondo	1,328.10	1,272.22
Lincoln County	55,890.85	52,890.30
Gould	4,424.12	4,186.61
Grady	2,373.27	2,245.86
Star City	12,019.66	11,374.37
Little River County	161,141.23	144,068.35
Ashdown	32,868.85	29,386.40
Foreman	7,035.87	6,290.42
Ogden	1,252.68	1,119.96
Wilton	2,602.78	2,327.02
Winthrop	1,336.19	1,194.62
Logan County	98,670.88	81,088.19
Blue Mountain	972.20	798.96
Booneville	31,283.02	25,708.53
Caulksville	1,670.00	1,372.41
Magazine	6,640.78	5,457.43
Morrison Bluff	501.78	412.37
Paris	27,692.14	22,757.53
Ratcliff	1,583.75	1,301.53
Scranton	1,756.24	1,443.29
Subiaco	4,484.68	3,685.53
Lonoke County	257,748.76	251,283.90
Allport	1,042.23	1,016.09
Austin	18,470.18	18,006.91
Cabot	215,479.41	210,074.75
Carlisle	20,065.25	19,561.97
Coy	870.04	848.22
England	25,602.68	24,960.51
Humnoke	2,573.86	2,509.30
Keo	2,320.10	2,261.91
Lonoke	38,471.99	37,507.04
Ward	36,858.81	35,934.31
Madison County	165,029.71	152,697.94
Hindsville	348.16	322.15
Huntsville	13,390.04	12,389.48
St. Paul	644.97	596.76
Marion County	83,719.69	79,106.70
Bull Shoals	14,422.95	13,628.24
Flippin	10,022.10	9,469.88
Pyatt	1,634.60	1,544.53
Summit	4,467.42	4,221.26
Yellville	8,905.25	8,414.57
Miller County	520,605.42	442,054.96
Fouke	13,700.14	8,753.56
Garland	13,700.14	8,753.56
Texarkana	308,253.22	196,955.18
Mississippi County	608,088.97	672,401.50
Bassett	1,886.17	2,085.66
Birdsong	447.01	494.29
Blytheville	170,300.68	188,311.96
Burdette	2,082.42	2,302.66
Dell	2,431.31	2,688.45
Dyess	4,470.12	4,942.89
Etowah	3,826.86	4,231.59
Gosnell	38,682.89	42,774.06
Joiner	6,279.97	6,944.15
Keiser	8,275.17	9,150.37
Leachville	21,729.15	24,027.26
Luxora	12,843.42	14,201.76
Manila	36,436.93	40,290.56
Marie	915.83	1,012.69
Osceola	84,572.49	93,517.02
Victoria	403.40	446.07
Wilson	9,845.18	10,886.42
Monroe County	NA	NA
Montgomery County	50,768.09	55,972.53
Black Springs	656.14	723.40
Glenwood	278.36	306.90
Mount Ida	7,131.39	7,862.46
Norman	2,505.27	2,762.09
Oden	1,537.62	1,695.26
Nevada County	32,430.10	33,502.63
Bluff City	899.22	928.96
Bodcaw	1,000.75	1,033.85
Cale	572.89	591.84
Emmet	3,444.61	3,558.53
Prescott	23,901.97	24,692.45
Rosston	1,892.72	1,955.32
Willisville	1,102.28	1,138.73
Newton County	51,463.17	48,376.02
Jasper	2,059.41	1,935.87
Western Grove	1,697.03	1,595.23
Ouachita County	324,908.59	335,955.72
Bearden	8,524.68	8,814.53
Camden	107,511.58	111,167.06
Chidester	2,550.34	2,637.06
East Camden	8,215.82	8,495.16
Louann	1,447.25	1,496.46
Stephens	7,862.83	8,130.16
Perry County	99,187.85	97,098.50
Adona	883.93	865.31
Bigelow	1,332.23	1,304.17
Casa	723.21	707.98
Fourche	262.22	256.69
Houston	731.67	716.26
Perry	1,141.91	1,117.86
Perryville	6,174.79	6,044.72
Phillips County	117,737.42	105,317.33
Elaine	13,179.74	11,789.42
Helena-West Helena	208,846.20	186,815.09
Lake View	9,180.24	8,211.81
Lexa	5,926.74	5,301.53
Marvell	24,577.32	21,984.68
Pike County	177,503.34	183,698.15
Antoine	1,138.34	1,178.07
Daisy	1,118.88	1,157.93
Delight	2,714.51	2,809.24
Glenwood	21,268.49	22,010.75
Murfreesboro	15,965.96	16,523.17
Poinsett County	113,875.91	118,183.67
Fisher	1,703.20	1,765.97
Harrisburg	17,581.94	18,119.05
Lepanto	14,458.13	14,990.98
Marked Tree	19,598.29	20,320.58
Trumann	55,724.52	57,778.24
Tyronza	5,819.91	6,034.41
Waldenburg	465.90	483.07
Weiner	5,468.58	5,670.14
Polk County	235,916.03	238,016.72
Cove	7,076.56	7,139.56
Grannis	10,262.86	10,354.24
Hatfield	7,650.83	7,718.96
Mena	106,278.00	107,224.34
Vandervoort	1,611.68	1,626.02
Wickes	13,967.85	14,092.24
Pope County	327,840.60	292,112.01
Atkins	39,372.72	35,081.82
Dover	17,989.26	16,028.76
Hector	5,874.58	5,234.36
London	13,563.75	12,085.55
Pottsville	37,049.00	33,011.34
Russellville	364,484.91	324,762.78
Prairie County	32,904.23	36,184.72
Biscoe	2,728.24	3,000.24
Des Arc	12,904.65	14,191.22
DeValls Bluff	4,652.29	5,116.11
Hazen	11,033.21	12,133.20
Ulm	1,277.69	1,405.07
Pulaski County	797,525.98	746,953.16
Alexander	3,860.69	3,615.87
Cammack Village	12,563.59	11,766.90
Jacksonville	464,002.03	434,578.67
Little Rock	3,165,827.42	2,965,075.55
Maumelle	280,766.71	262,962.69
North Little Rock	1,019,220.93	954,589.96
Sherwood	482,961.92	452,336.28
Wrightsville	34,582.57	32,389.63
Randolph County	117,986.26	112,133.39
Biggers	2,860.57	2,718.67
Maynard	3,511.83	3,337.62
O'Kean	1,599.28	1,519.95
Pocahontas	54,474.54	51,772.25
Ravenden Springs	972.76	924.50
Reyno	3,759.14	3,572.66
Saline County	NA	NA
Scott County	139,187.32	145,855.18
Mansfield	6,549.99	6,863.77
Waldron	26,199.96	27,455.09
Searcy County	37,828.18	39,285.79
Big Flat	6.18	6.41
Gilbert	172.90	179.56
Leslie	2,723.18	2,828.11
Marshall	8,367.15	8,689.56
Pindall	691.60	718.25
St. Joe	815.11	846.52
Sebastian County	850,763.09	725,471.78
Barling	77,755.67	66,304.64
Bonanza	9,617.02	8,200.72
Central City	8,396.07	7,159.59
Fort Smith	1,441,866.74	1,229,523.98
Greenwood	149,724.40	127,674.59
Hackett	13,580.90	11,580.85
Hartford	10,737.61	9,156.29
Huntington	10,620.53	9,056.45
Lavaca	38,284.09	32,646.02
Mansfield	12,092.35	10,311.52
Midland	5,435.70	4,635.19
Sevier County	243,805.71	246,443.49
Ben Lomond	1,110.62	1,122.63
De Queen	50,506.35	51,052.78
Gillham	1,225.51	1,238.77
Horatio	7,996.46	8,082.97
Lockesburg	5,660.33	5,721.57
Sharp County	73,599.93	68,417.35
Ash Flat	8,803.60	8,183.69
Cave City	15,648.86	14,546.93
Cherokee Village	34,837.12	32,384.05
Evening Shade	3,880.77	3,607.51
Hardy	6,557.79	6,096.02
Highland	9,387.52	8,726.49
Horseshoe Bend	71.87	66.81
Sidney	1,625.97	1,511.48
Williford	673.74	626.30
St. Francis County	144,913.94	142,835.92
Caldwell	9,534.94	9,398.22
Colt	6,494.06	6,400.94
Forrest City	264,074.96	260,288.20
Hughes	24,756.50	24,401.48
Madison	13,211.48	13,022.04
Palestine	11,699.64	11,531.86
Wheatley	6,098.92	6,011.48
Widener	4,690.16	4,622.90
Stone County	87,308.41	85,866.15
Fifty Six	1,594.46	1,568.12
Mountain View	25,327.09	24,908.71
Union County	530,844.39	528,846.56
Calion	15,475.83	15,417.59
El Dorado	658,942.62	656,462.69
Felsenthal	3,792.08	3,777.81
Huttig	21,211.37	21,131.54
Junction City	18,920.67	18,849.46
Norphlet	23,872.77	23,782.92
Smackover	62,806.40	62,570.04
Strong	17,869.92	17,802.67
Van Buren County	259,708.25	306,525.11
Clinton	23,069.81	27,228.54
Damascus	2,216.55	2,616.12
Fairfield Bay	19,106.63	22,550.92
Shirley	2,580.06	3,045.16
Washington County	1,179,712.32	1,132,355.37
Elkins	35,135.98	33,725.52
Elm Springs	19,863.50	19,066.13
Farmington	79,268.25	76,086.20
Fayetteville	976,323.71	937,131.35
Goshen	14,210.96	13,640.50
Greenland	16,705.51	16,034.91
Johnson	44,503.80	42,717.29
Lincoln	29,841.70	28,643.77
Prairie Grove	58,117.67	55,784.66
Springdale	845,797.80	811,845.11
Tontitown	32,641.43	31,331.11
West Fork	30,743.98	29,509.83
Winslow	5,188.12	4,979.85
White County	919,986.65	921,624.98
Bald Knob	35,801.91	35,865.66
Beebe	90,400.74	90,561.73
Bradford	9,379.93	9,396.63
Garner	3,509.75	3,516.00
Georgetown	1,532.43	1,535.15
Griffithville	2,780.61	2,785.56
Higginson	7,674.49	7,688.15
Judsonia	24,951.35	24,995.78
Kensett	20,366.43	20,402.70
Letona	3,151.36	3,156.97
McRae	8,428.34	8,443.35
Pangburn	7,427.32	7,440.55
Rose Bud	5,956.69	5,967.29
Russell	2,669.39	2,674.14
Searcy	282,485.33	282,988.37
West Point	2,286.28	2,290.35
Woodruff County	20,101.67	18,287.05
Augusta	20,791.89	18,914.97
Cotton Plant	6,136.40	5,582.45
Hunter	992.79	903.17
McCrory	16,347.97	14,872.21
Patterson	4,273.73	3,887.93
Yell County	92,547.67	93,993.01
Belleville	2,633.93	2,675.07
Danville	14,388.07	14,612.78
Dardanelle	28,340.15	28,782.74
Havana	2,239.74	2,274.72
Ola	7,650.94	7,770.43
Plainview	3,631.36	3,688.07

Municipal Notes

Hino Motors expands in Marion

The Arkansas Economic Development Commission on Oct. 1 announced that Hino Motors Manufacturing U.S.A. will expand its Marion manufacturing facility. Through the expansion, 200 new jobs will be created with total investment of more than $55 million.

Hino's presence in Arkansas dates to July 2004 when the company broke ground on its manufacturing facility in Marion. Through this expansion, the company will grow its capacity to manufacture axles, knuckles and suspension components for Toyota's Tacoma, Tundra, and Sequoia models.

"When I first came into office, Arkansas was struggling to provide Hino with the appropriate workforce, so it is gratifying to see yet another expansion of this important East Arkansas employer," said Gov. Mike Beebe. "Hino's continued investment in and commitment to Marion and to Arkansas show how far our workforce has come, and exemplifies the strength of their partnership with us."

Hino Motors Manufacturing U.S.A. Inc. is a wholly-owned subsidiary of Hino Motors Ltd. (Japan) and a Toyota Group Company. For four decades, Hino Motors Ltd. has manufactured the top-selling medium- and heavy-duty truck in Japan. It also manufactures buses and diesel engines, Toyota's FJ Cruiser and Land Cruiser Prado.

In the United States, Hino assembles medium-duty trucks at its Williamstown, W.V., plant. Hino's Parts Distribution Center in Mira Loma, Calif., supplies Latin American and Caribbean distributors with genuine Hino service parts.

"We are very appreciative of Hino's investment in Marion and the company's confidence in our business environment," said Marion Mayor Frank Fogleman. "Hino has been a model corporate citizen and we look forward to an even stronger relationship moving forward."

Benton opens new event center

Benton has opened a new facility that the city hopes will attract more meetings, business, and events to the area and help other businesses in the community, KTHV reported Oct. 1. The new center is already paid for thanks to a local sales tax approved by Saline County voters in 2011, and the final bill for the project came in under budget.

"With our position located between Little Rock and Hot Springs, I think we're in a perfect location to be kind of in the crossroads between both locations," said event center director Nikki Chumley at the ribbon-cutting ceremony.

"I think we're going to see a lot of traffic," said Benton Area Chamber of Commerce Director Gary James. "We're not trying to compete with Little Rock or Hot Springs; we just have a niche that's really in between two of the big facilities, and we'd like to be that one place in between Hot Springs and Little Rock that you can come to an event and go visit both those cities while you're here."

Pine Bluff, Little Rock wastewater utilities take home gold

Pine Bluff Wastewater Utility Manager Ken Johnson

Wastewater treatment facilities in Little Rock and Pine Bluff earned 2012 Gold Peak Performance Awards from the National Association of Clean Water Agencies (NACWA), the organization has announced. The Gold Peak Performance Award recognizes wastewater treatment facilities that achieve 100 percent compliance with the National Pollutant Discharge Elimination System permits for a full calendar year.

The organization also presents Platinum awards to facilities that achieve 100 percent compliance for five years running, and Silver awards to facilities that receive no more than five permit violations in a calendar year.

Arkansas facilities earning the Gold award for 2012 are Pine Bluff Wastewater Utility's Boyd Point Treatment Facility and Little Rock Wastewater Utility's Adams Field, Fourche Creek, and Little Maumelle Wastewater Treatment Plants.

The NACWA celebrated its 2012 Peak Performance Award winners at a ceremony during its 2013 Summer Conference, July 16 in Cincinnati. For more information on the organization visit nacwa.org.

4 in state are Blue Ribbon schools

Four Arkansas elementary schools are among 286 named as 2013 National Blue Ribbon Schools by the U.S. Education Department, *NWAonline* reported Sept. 25. Ellen Smith Elementary School in the Conway School District, Bergman Elementary School in the Bergman School District, Central Park at Morning Star Elementary in the Bentonville School District, and Immaculate Conception Catholic School in Fort Smith are the Arkansas recipients of the Blue Ribbon honors this year.

The annual honor is bestowed on schools based on either overall academic excellence or on the progress shown in improving academic achievement. Schools in the first category, Exemplary High Performing, are among the highest-performing schools in a state as measured by state exams or nationally normed tests. Schools in the second category, Exemplary Improving, are those in which at least 40 percent of their students from disadvantaged backgrounds demonstrate the most progress in improving achievement on state tests or nationally normed tests. All four of the Arkansas schools this year are categorized as Exemplary High Performing, including the Conway and Bergman schools in which at least 40 percent of pupils are from low-income families.

The U.S. Education Department annually requests nominations for the Blue Ribbon awards from state education officials and the Council for American Private Education. The secretary of education then invites the nominated schools to submit applications for the awards.

Leaders of the Arkansas schools are invited to join leaders of all 236 public schools and 50 private schools to be honored this year at ceremonies Nov. 18-19 in Washington, D.C. The Blue Ribbon Award program was established in 1982.

Perry honors Recorder/ Treasurer at block party

From left, Perry Mayor Jackie Piearcy and Recorder/Treasurer Eva Coffman.

The town of Perry honored longtime Recorder/ Treasurer Eva Coffman for 30 years of dedicated service at an Aug. 31 block party, the *Perry County Headlight* has reported. Mayor Jackie Piearcy presented Coffman with a plaque at the celebration, which doubled as a fundraiser for the town's volunteer-run beautification project. State Sen. David Sanders also sent a citation to honor Coffman for her many years of service. The block party included food, music, a cake walk, and silent auction.

Obituaries

WILLIAM WAYNE "BILLY" GORMAN, 75, mayor of Hermitage, died Sept. 14.

BARBARA KAY MOSLEY REED, 63, a Bearden alderman, died March 3.

Changes to 2013 Directory of Arkansas Municipal Officials

Submit changes to Whitnee Bullerwell, wvb@arml.org.

Ashdown

Delete	AL	Brandon Thrash
Add	AL	Wayne Reed

Bearden

Delete	AL	Barbara Reed
Add	AL	(Vacant)

Bonanza

Delete	PC	Joshua Huff
Add	PC	(Vacant)
Delete	SS	Rick Boyce
Add	SS	(Vacant)
Delete	AL	Thurman Blanton
Add	AL	Floyd Rowe
Delete	AL	Carolyn Nelson
Add	AL	Daniel Lundsford
Delete	AL	Shirley Wilson
Add	AL	Johnny Wilson

Bull Shoals

Delete	AL	Norm Wallace
Add	AL	Daryl Lindman

Concord

Delete	MR	Nicholus Hunnicutt
Add	MR	Bobby Hopson, Jr.
Delete	R/T	Jayne Pettit
Add	R/T	Annis Reed

Diamond City

Delete	PC	Don Bennett
Add	PC	Kem Barnes
Add	AL	Don Bennett
Delete	AL	Barbara Lucas
Add	AL	Hazel Wyers
Delete	AL	Ed Umek

Kensett

Delete	PC	Jim Dwyer
Add	PC	John Pollard

Lowell

Delete	PRD	Brad Long
Add	PRD	Jimmy Hendrix

Marked Tree

Delete	M	(Vacant)
Add	M	Mary Ann Arnold

Melbourne

Add	AL	Mike Cone
Delete	AL	John Engelhardt
Add	AL	Laura Sipe

Mineral Springs

Delete	R/T	Connie Cupp
Add	R/T	Kathy Jones

Newark

Delete	M	Randy Hendrix
Add	M	Jim Cunningham
Delete	AL	Jim Cunningham
Add	AL	Guy Burgess

Oakhaven

Delete	M	Summer Bright
Add	M	Troy Lerew
Delete	TEL	870-703-1977
Add	TEL	870-703-4210
Delete	E-Mail	summerbright99@yahoo.com
Add	E-Mail	troy.lerew@yahoo.com
Delete	MA	378 Oakhaven Road
Add	MA	382 Oakhaven Road
Delete	AL	Kevin Bridges
Add	AL	Sam McKamie
Delete	AL	Casey Smillie
Add	AL	Keith Green

Sheridan

Delete	C/T	Marion Camp
Add	C/T	Carrie Smith

Springdale

Delete	AL	(Vacant)
Add	AL	Mike Lawson

St. Joe

Delete	AL	John Henley, Jr.
Add	AL	Gabe Fowler

Stuttgart

Delete	DPW	Andrew Robinson
Add	SS	Jimmy Bradsaw
Add	SAN	Michael Taylor

Wrightsville

Delete	AL	Marilyn Murry
Add	AL	Ronald Poe

Every drop
along the way...

Utility Service Group provides comprehensive condition assessments, rehabilitation services and sustainable asset management solutions throughout the whole water cycle. Call us to discover how we can assist you in improving the management of your water system.

Utility Service Group

utilityservice.com

Brian Woodring | 501-920-1900
bwoodring@utilityservice.com

Guardrail • Traffic Control
TIME STRIPING, INC.
Signs • Parking Lot Maintenance

DBE Certified

QUALITY WORK PROFESSIONAL SERVICES

Thermoplastic & Waterborne Pavement Markings
Airports Sealcoating • Asphalt Rejuvenation • Crack Sealing
Overhead Signs & Guide Signs • Guardrail & Guard Cable
Traffic Control Services • Sign Sales & Rentals • Dry Ice Blasting

(479) 474-0452 Office
(800) 533-3221 Toll Free
(479) 474-0498 Fax
www.timestriping.com

CSAsoftwaresolutions
Accounting & Billing Specialists

CenterPoint

Fund Accounting & Payroll

Key Features

* Direct Deposit Module
* Accrue and track vacation/sick leave
* Unlimited funds, departments & accounts
* Detailed general ledger and activity report
* Easy bank reconciliation
* Print Semi-Annual Financial Report in seconds
* Drill-down to detail of transaction
* Print income statements with budgets
* Receive on-site installation and training

Call us today for a
free information packet!

1.800.264.4465

WWW.CSASoftwareSolutions.com

ADVANCED MOSQUITO CONTROL

ADVANCED • MOSQUITO • CONTROL

Bern Prewitt, Sr.
Highway 446 • P.O. Box 517
Boyle, MS 38730
(662) 843-6161
(662) 719-8450

www.advancedmosquitocontrol.org

MUNICIPAL MART

To place a classified ad in *City & Town*, please contact the League at 501-374-3484 or e-mail citytown@arml.org. Ads are FREE to members of the League and available at the low rate of $.70 per word to non-members. For members, ads will run for two consecutive months from the date of receipt unless we are notified to continue or discontinue. For non-members, ads will run for one month only unless otherwise notified.

ACCOUNTANT—Lake Village is seeking a highly motivated Accountant with strong hands-on experience in general ledger transactional accounting, month-end and year-end financial reporting, payroll and payroll tax reporting, and accounting for fixed assets. BS or BA in Accounting preferred. The accountant will have primarily responsibility for multiple components of the city financial operation, including account reconciliations, journal entries, general analysis of accounts, assistance with development of the annual budget and coordination of information required for the annual independent audit. This position reports directly to the mayor. Applications are available at City Hall, 210 Main Street, Lake Village, AR 71653; or contact Deannie Johnson at 870-265-2228 or djohnson@cityoflakevillage.com. Open until filled. EOE.

AUTO FLEET MECHANIC II—Maumelle is currently taking applications for the position of Auto Fleet Mechanic II in the Public Works Department. Auto Fleet Mechanic II supervises and participates in shop repair service and maintenance of a variety of gasoline and diesel-powered automobiles, trucks, tractors, and light and heavy duties equipment. Qualifications include HS diploma or GED and 5 years related experience and/or training or equivalent combination of education and experience; and one year managerial experience. Salary DOE. Open until filled. A job description and an application may be found at www.maumelle.org Human Resources Department page. Completed applications should be mailed to: City of Maumelle Human Resources Department, 550 Edgewood Drive, Suite 590, Maumelle, AR 72113. For questions, contact the Human Resources office at 501-851-2784 ext. 242, 7 a.m.-5 p.m. Monday-Friday. EOE.

CITY ADMINISTRATOR—Hiawatha, Kan., seeks a motivated new administrator. For more information visit www.cityofhiawatha.org. Bachelor's degree and at least two years of management experience required. Accountability, strong work ethic, budgeting experience, and good communication skills required. Salary $60K-$70k DOQ. Send cover letter, resume, and 3 professional references to LEAPS-Hiawatha@lkm.org or LEAPS-Hiawatha, 300 SW 8th, Topeka, KS, 66603. EOE. Open until filled. Application review begins October 7.

CRC MANAGER—Texarkana is accepting applications for the position of CRC Manager. This is a civilian exempt salaried position that directs the activities of the Bi-State Justice Center Record/Information and Communication Center. The CRC Manager works under the direct supervision of the Law Enforcement Advisory Committee (LEAC) on day to day operation of Records and Communications. The CRC Manager supervises plans, organizes, coordinates, and directs a 24-7 operation of employees that provide emergency communications, records retention, and data entry/word processing for city and county law enforcement and fire services. This position and is selected by the Law Enforcement Advisory Committee and is covered under Texarkana, Ark., Personnel Fringe Benefit and Retirement System. Salary DOE. Please visit www.txkusa.org/ar for more info. Applicants may submit a cover letter, resume, and application to the Texarkana, Arkansas City Hall, 216 Walnut Street, Texarkana, AR 71854; email kristen.cowan@txkusa.org; or fax 870-772-8182 no later than Oct. 25.

ELECTRICAL LINEMAN—Perry, Okla., seeks applicants for an electrical lineman. Outstanding benefits include insurance, longevity pay, paid vacation, sick and holidays, and generous retirement plan. Requirements include: Class B CDL, HS graduate/GED, and ability to work in physically demanding conditions and unfavorable weather conditions while handling dangerous equipment. Successful applicant must be able to work nights, holidays, weekends, and emergencies, and must be able to complete necessary requirements of a 4-year apprenticeship or equivalent program. Applications available at www.cityofperryok.com. Mail to: P.O. Drawer 798, Perry, OK 73077; email hr@cityofperryok.com; or fax 580-336-4111. Open until filled. EOE.

FINANCE DIRECTOR—Blytheville is seeking qualified candidates for the position of Finance Director. The Finance Director reports directly to the mayor and is responsible for managing the financial functions of the City. This includes helping in preparing the budget; conducting financial analysis and preparing financial reports as directed by the mayor and city council members; developing and implementing an effective system of accounting; managing the payroll system; maintaining accurate and current records and performing other similar or related work as required, or as situation dictates. BS in accounting or finance is the min. educational requirement. CPA and/or two years in governmental accounting would be preferred. Salary DOE. Benefits include vacation, sick leave, paid holidays, health insurance including dental and vision coverage and life insurance. Submit resumes to: City of Blytheville, Human Resources Director, 124 W. Walnut St., Blytheville, AR 72315. For more information contact the Human Resources office at 870-763-3858; email jandrews@blytheville.co; or fax 870-762-0443. EOE.

HR DIRECTOR—Siloam Springs is accepting applications for a Human Resources Director. Requires Bachelor's degree, major in Human Resources Mgmt. or closely related field preferred, or at least 4 year's experience directly related to HR admin. and HR certification such as SHRM/PHR. Experience in benefits admin. a plus. Salary: $51,500-$72,120. Generous benefit package. For more information and a full job description call 479-524-5136 or email humanresources@siloamsprings.com. Applications available at City Hall, 400 N. Broadway, Siloam Springs, or online at www.siloamsprings.com. Open until filled. EOE.

HR SPECIALIST—Maumelle is accepting applications for an HR specialist. Minimum requirements: two-year degree from college or technical school and three years of HR related experience and/or training or equivalent combination of education and experience; Must possess above average computer skills with exceptional knowledge and command of Excel and Microsoft Word. Salary Range: $23,000 to $25,000. Open until filled. A job description and an application may be found at www.maumelle.org Human Resources Department page. Completed applications should be mailed to: City of Maumelle Human Resources Department, 550 Edgewood Drive, Suite 590, Maumelle, AR 72113. For questions, contact the Human Resources office at 501-851-2784 ext. 242, 7 a.m.-5 p.m. Monday-Friday. EOE.

P/T CITY CLERK—Siloam Springs is accepting applications for a part-time City Clerk. This position serves as custodian of official city records and public documents, performs certification and recording for the city as required on legal documents and other records requiring such certification. The City Clerk attends regular and special City Board of Directors meetings; performs an accurate recording of proceedings, preparation of the minutes, proper legislative terminology, recording, indexing and filing of records, and distributes information as requested. This position has the potential of becoming full-time. Requires a min. of an Associate's degree or equivalent, or two years related experience and/or training, or equivalent combination of education and experience. Must be a registered voter, bondable and free of felony convictions, have or obtain Notary Public Certificate within six months and City Clerk Certification within four years of employment. Applicants must possess a valid DL, submit to background check, and be willing to live within the city limits. Hourly range: $10.47-$14.84. Applications are available at City Hall, 400 N. Broadway, Siloam Springs, AR; or online at www.siloamsprings.com. For more info and complete job description, call 479-524-5136 or email humanresources@siloamsprings.com. Open until filled. EOE.

POLICE CHIEF—Bethel Heights is accepting applications for Chief of Police. Applicant(s) must meet certification requirements. Responsibilities include planning, organizing and directing the activities of the Police Department to ensure effective enforcement of laws and ordinances for protection of lives and property in the community. The Chief of Police will direct the implementation of the goals and policies of the Police Depart-

ment as well as be responsible for implementing a yearly budget. The Chief of Police develops a sound public relations program to provide the confidence within the Department as well as the community. Applications may be picked up at Bethel Heights City Hall. Mail or deliver to 530 Sunrise Drive, Bethel Heights, AR 72764; fax 479-750-1698; or email afenton@bethelheightsark.org.

POLICE OFFICER—Russellville is seeking certified and non-certified applicants for police officer. The application deadline is 4 p.m. Oct. 25. Applicants must be at least 21 years old, US citizen, HS graduate or GED, and possess valid DL. Applications available at Russellville Police Department, 115 West H Street between the hours 8 a.m.-5 p.m. Monday-Friday, or call the Police Department at 479-968-3232 to request an application by mail. EOE.

STREET DEPARTMENT MANAGER—Hot Springs seeks applicants for the position of Street Manager. This position is responsible for performing managerial duties relative to construction, repair and maintenance of city street and storm drainage systems, right-of-way maintenance and land property maintenance, including urban forestry. Duties include budgeting and ordering material for daily operations; organizing, assigning and reviewing work of all street personnel including managing the repair of streets and all other city properties and the operation of the equipment involved in street construction/repairs; manages the keeping of employee records, handles performance appraisals and personnel issues; prepares reports and conducts applicant interviews. Must possess HS diploma plus night, trade extension, or voc. school courses in specialized training, equal to two years of college, plus 10 years related experience and/or training, and 5 years related mgmt. experience, or equivalent combination of education and experience; must possess a valid DL and clean driving record. Salary $50,434. Submit application and resume to City of Hot Springs HR, 133 Convention Blvd., Hot Springs, AR 71901; or online at www.cityhs.net by Nov. 8. EOE.

WATER & SEWER SUPERINTENDENT—Ashdown is accepting applications for this position. Minimum of 5 years previous experience in public works with increasing supervisory experience or equivalent combination of education and experience. Successful application will possess valid DL, submit to background check and possess or have ability to obtain all required state licenses. The city offers a generous benefit package including but not limited to medical, dental, vacation, PTO. For more information call 870-898-2622 or email resume to mayor@ashdownarkansas.org. EOE.

WATER TREATMENT OPERATOR—Danville is accepting applications for a Water Treatment Operator. Applicants must have a minimum of a Class III or Class IV treatment license and a Class II distribution license. Salary DOE. Benefits include health insurance package, paid vacation, sick leave and retirement. For more information contact Danville City Hall at 479-495-2013, email resume to danville@arkwest.com or mail to Danville City Hall, P.O. Box 69, Danville, AR 72833.

FOR SALE—1980 International Airport Crash Fire Truck, 4,557 miles, 4-W drive, 4-speed Automatic Allison trans, 500-gal. water tank, 60-gal. foam or AFFF tank, 500-lb. dry chemical tank, nitrogen cylinder, and more. Asking $10,000. For more information contact Wheatley Mayor Larry Nash, 870-457-3411.

FOR SALE—Bryant Fire Department has for sale a 1988 Pierce Arrow Pumper, 33,352 miles, 1,500 GPM Waterous 2-stage pump, 475 HP Detroit Diesel Engine, Automatic Allison transmission, 1,500 gal. booster tank, and more. Asking $30,500 OBO. Also for sale are seven 4,500 PSI cascade cylinders. Asking $1,500 for set or $250 each. If interested call 501-943-0390 or email jpjordan@cityofbryant.com.

Arkansas Municipal League
P.O. Box 38
North Little Rock, AR 72115
(501) 374-3484

www.arml.org

Follow us on Twitter
@ARMuniLeague

facebook.com/
Arkansas.Municipal.League

Missed us?

You can download last month's issue or older issues of *City & Town* that you might have missed.
Help us keep you up to date and informed.

www.arml.org
www.arml.org/publications_city_town.html

Professional Directory

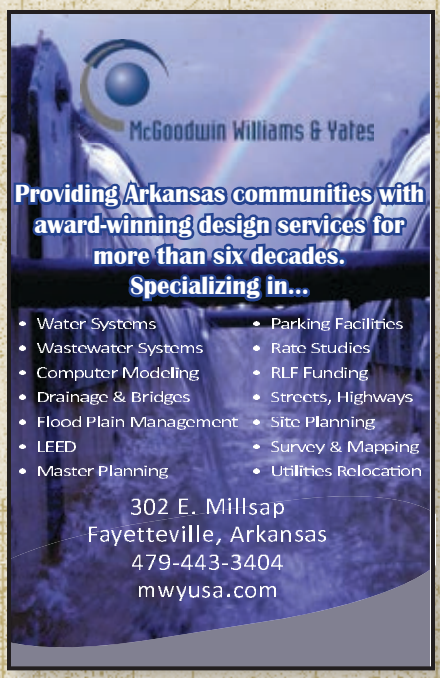

Award Winning Care... Because We Care.

GOVERNOR'S Quality Award
ACHIEVEMENT AWARD 2011

2009 President's Award
for Outstanding
Juvenile Programs

2008 ATRS Facility of the Year

2007 APA Residential
Facility of the Year
for Outstanding Service

Pinnacle Pointe
Behavioral HealthCare System

Pinnacle Pointe Behavioral HealthCare System

Pinnacle Pointe helps families learn to live calmer, happier, and more productive lives by providing high quality behavioral health treatment programs in the following settings:

Acute Inpatient • Residential Inpatient
Outpatient • School-Based

We are the state's largest behavioral hospital for ages 5-17 and the only Tricare-certified residential program in Arkansas. Contact us for a free, confidential assessment by calling 1-800-880-3322.

Pinnacle Pointe
Behavioral HealthCare System

www.pinnaclepointehospital.com

1-800-880-3322

11501 Financial Centre Parkway
Little Rock, AR 72211

School-Based and Outpatient Services Offered Statewide.
The Pointe Outpatient Behavioral Health Services offer the same quality of care for all ages. When your family needs help, please contact a facility near you:

Arkadelphia 870-403-0830
Batesville 870-793-6774
Benton/Bryant 501-847-0081
Cabot 501-843-9233
Clinton 501-745-4448
Conway 501-336-0511
Fordyce 870-352-5122
Forrest City 870-633-8092
Hot Springs 501-321-1779
Helena 870-572-5005
Lakeside 501-262-2766
Little Rock-Pierce St. 501-603-2147
Little Rock-Patterson Rd. . . 501-663-6771
Marion 870-735-3015
North Little Rock 501-223-8414
Pine Bluff 870-247-3588
Searcy 501-279-9220
Sheridan 870-917-2171
Stuttgart 870-673-9370

TRICARE®
Arkansas' only Tricare-certified residential program.

OVERACHIEVING UNDERWRITERS.

Since Raymond James and Morgan Keegan joined forces, our commitment to public finance and our ability to deliver customized, comprehensive solutions to municipal and not-for-profit issuers nationwide are stronger than ever before. As a senior manager of municipal bond offerings, Raymond James consistently ranks among the top 10 underwriters in the nation. And more important, we remain a leading underwriter in Arkansas, where we have proudly served our issuer clients since 1931. We strive to consistently provide innovative solutions to meet clients' unique financing needs – solutions that help fund progress and make our communities even better places to live. When it comes down to it, we're as committed to building strong, vibrant communities as we are to building a strong, vibrant firm – around the country or right here in the great state of Arkansas.

Proudly serving Arkansas issuers since 1931.

Let us put our experienced local team and deep resources to work for you.

Little Rock Public Finance
100 Morgan Keegan Drive, Suite 400 • Little Rock, AR 72202 • 501.671.1339

RAYMOND JAMES®

Ranking source: Thomson Reuters. Past performance is not indicative of future results. ©2013 Raymond James & Associates, Inc., member New York Stock Exchange/SIPC. 12-PF-0009 CW 12/12